

CLOSET LIGHTING SYSTEMS

*HIGH-QUALITY LED LIGHTING +
SMART WIRELESS WALL SWITCHES*



LIGHT UP ANY DESIGN SIMPLY AND EFFECTIVELY!



Richelieu



Richelieu offers a selection of high-quality LED lighting to personalize the ambience of your room. Complete with a smart series of wireless wall switches, using our easy to install plug-and-play system. Explore the possibilities and enhance your closet system with Richelieu solutions.



CONTENTS

- 3** VARIO D10 KIT
- 4** LED LINEAR LIGHT
- 5** LED CLOSET ROD
- 6** LED PUCK LIGHTS
- 8** LED TAPES & PROFILES
- 10** WIRELESS SWITCH
- 11** WIRELESS SWITCH RECEIVER
- 12** SENSOR
- 16** LED POWER SUPPLY
- 18** INSTALLATION LAYOUT

VARIO D10 KIT

Convenient shelf illumination and flexible merchandise presentation. VARIO is a new power supply solution for the electrification of shelf systems.



5/16" W
(8 mm)



1/16" H
(1.6 mm)

The 24 V system is based on a built-in power profile rail for integrated LEDs. Adapters, which are connected to the light and integrated into the shelf, collect the current from the profile rail. Shelves can be placed easily and variably at any height. The supply of LEDs is performed by one single power profile rail (up to 6 A max.)

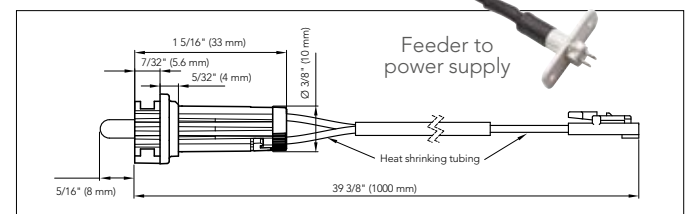
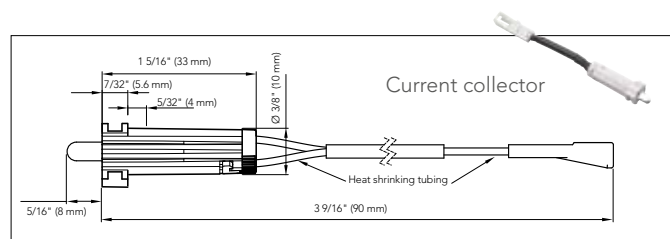
- One power feeder per profile rail to provide multiple integrated shelf lights
- No visible cables at front of the shelf
- Kit is for a **one-shelf system** - for multiple shelves, add a current collector (no. 53982951030) for each shelf

INCLUDED IN THE BOX

- Current collector 3 9/16" (90 mm) L
- Feeder to power supply 39 3/8" (1000 mm) L
- Thermoplastic power conductor profile 92 1/2" (2350 mm) L


ADDITIONAL REQUIRED ITEMS

- LD8112 24 V LED profile (see page 4)
- 24 V LED power supply (see page 16-17)



VARIO D10 KIT

No.	Profile finish	Kit contents (Qty. 1 of each)
WEBKIT1243038	Black	- Current collector, No. 53982951030 - Feeder, No. 53983051 - Power conductor profile rail, No. 54017670900
WEBKIT1243036	White	- Current collector, No. 53982951030 - Feeder, Qty. 1, No. 53983051 - Power conductor profile rail, Qty. 1, No. 54017671030

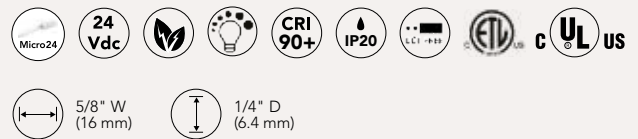


LED LINEAR LIGHT



LD8112 LED LINEAR LIGHT

Minimalist profile provides maximum lighting inside the shelf. Glare-free and easy to install by snapping on. A wide variety of lengths covers all standard shelf widths.



- Complete light system, ready-to-install linear solution
- Aluminum with opal white or black cover
- 0.16" (4 mm) W LED strip
- Push-fit recessed profile installation 1/4" (6 mm) deep

INCLUDED IN THE BOX

- 24 V LD8112 LED linear light
- Installation clips

ADDITIONAL REQUIRED ITEMS

- VARIO D10 power conductor system (see page 3)



Installation with VARIO Power Conductor System

- VARIO track on the left side
- Cable outlet left
- Beam angle inside the closet/cabinet

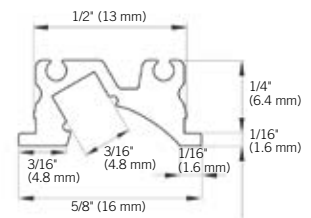
Standard version installation
with beam angle inside the closet/cabinet, cable outlet left.



CAUTION!

- If VARIO track installed on the right side:
- Light must be rotated
- Beam angle outside the closet/cabinet

Installation with beam angle outside the closet/cabinet, cable outlet right.



LD8112 LED PROFILE

No. Aluminum	No. Black	Light color (K)	Wattage	LED profile length	Cable length	Recommended shelf width*
8112095122010	811209512290	3000 warm white	1 W	3 3/4" (95 mm)	5 29/32" (150 mm)	12" (304.8 mm) & under
8112120122010	811212012290	3000 warm white	2 W	4 23/32" (120 mm)	7 7/8" (200 mm)	13" – 17" (330.2 – 431.8 mm)
8112245122010	811224512290	3000 warm white	3.9 W	9 5/8" (245 mm)	9 27/32" (250 mm)	18" – 23" (457.2 – 584.2 mm)
8112395122010	811239512290	3000 warm white	6.8 W	15 1/2" (395 mm)	9 27/32" (250 mm)	24" – 29" (609.6 – 736.6 mm)
8112545122010	811254512290	3000 warm white	9.6 W	21 7/16" (545 mm)	9 27/32" (250 mm)	30" – 35" (762 – 889 mm)
8112695122010	811269512290	3000 warm white	12.5 W	27 3/8" (695 mm)	9 27/32" (250 mm)	36" – -- (914.4 – -- mm)
8112095124010	811209512490	4000 neutral white	1 W	3 3/4" (95 mm)	5 29/32" (150 mm)	12" (304.8 mm) & under
8112120124010	811212012490	4000 neutral white	2 W	4 23/32" (120 mm)	7 7/8" (200 mm)	13" – 17" (330.2 – 431.8 mm)
8112245124010	811224512490	4000 neutral white	3.9 W	9 5/8" (245 mm)	9 27/32" (250 mm)	18" – 23" (457.2 – 584.2 mm)
8112395124010	811239512490	4000 neutral white	6.8 W	15 1/2" (395 mm)	9 27/32" (250 mm)	24" – 29" (609.6 – 736.6 mm)
8112545124010	811254512490	4000 neutral white	9.6 W	21 7/16" (545 mm)	9 27/32" (250 mm)	30" – 35" (762 – 889 mm)
8112695124010	811269512490	4000 neutral white	12.5 W	27 3/8" (695 mm)	9 27/32" (250 mm)	36" – -- (914.4 – -- mm)


* Shelf not included

LED CLOSET ROD

Tape light sold separately

CLOSET ROD PROFILE

8' aluminum profile with opal lens offers the perfect customizable solution for closets!



- Made of anodized aluminum and includes opal lens.
- Customized lighting for your customers in minutes with cut-to-size!
- Fast and easy installation with or without lighting
- Free span for up to 48" & run up to 96" with center supports
- Diameter: 1 3/16" (30 mm)

INCLUDED IN THE BOX

- Included opal lens creates the no dot effect

REQUIRES MOUNTING HARDWARE:

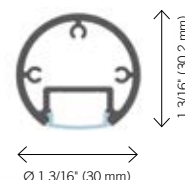
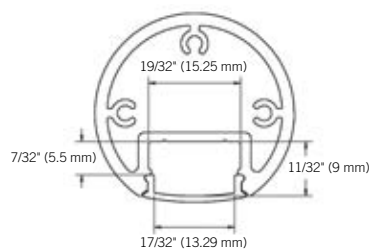
- Closet rod supports (see A, B)
- Round supports (see C)

SUGGESTED PRODUCTS:

- LED Tape 9.6 W/m 24 V (see page 8)
No. 30142496124 - Neutral white
No. 30142496122 - Warm white
 * Tape available in 4.8 W/m and 14.4 W/m
- KLIPR 8 mm LED tape connector 24 V
No. 30141094

ADDITIONAL REQUIRED ITEMS:

- LED switch (see pages 10-15)
- 24 V LED power supply (see page 16-17)



CLOSET ROD PROFILE

No.	Finish
30147850	Aluminum
301478509690	Black

MOUNTING HARDWARE

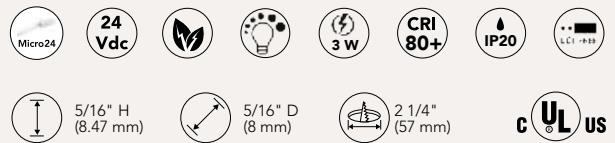
	No. Matte chrome	No. Black	Mounting	Type
A	2215612174	2215612900	Screw	Closed
B	2215602174	2215602900	Screw	Open
C	2215603174	2215603900	Screw	Open



LED PUCK LIGHTS

ATOM LED PUCK

The Atom LED incorporates a special LED module with diffuser, ensuring a uniform projection beam without the dot effect.



Designed for recessed installation in a hole of 2 1/4" (57 mm) in diameter and just 5/16" (8 mm) deep.

- Quick fixing system, no tools required
- Plug-and-play system

INCLUDED IN THE BOX

- 24 V Atom LED light with 6" (152 mm) 22AWG cable with Micro24 connector
- 78 3/4" (2000 mm) power cable with Micro24 connector

ADDITIONAL REQUIRED ITEMS

- LED switch (see pages 10-15)
- 24 V LED power supply (see page 16 -17)

OPTIONAL ACCESSORIES

- Surface-mount trim rings available for each finish (sold separately) - order the recessed mount light and add on a trim ring to make it surface-mount
- Extension cables for 24 V lights:
No. 242001562 20" (508 mm),
No. 243901562 40" (1016 mm),
No. 247901562 78 3/4" (2000 mm)



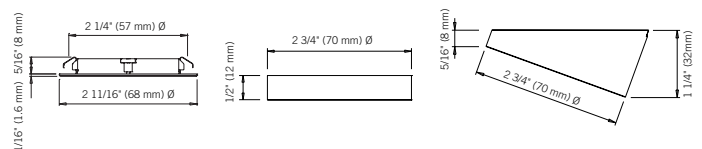
Recessed mount



Surface-mount round trim ring



Surface-mount 20° angled trim ring



ATOM RECESSED MOUNT

No.	Finish	Light color (K)	Lumen
126122900	Black	3000 warm white	180
126122030	White	3000 warm white	180
126122195	Satin Nickel	3000 warm white	180
126124900	Black	4000 neutral white	195
126124195	Satin Nickel	4000 neutral white	195
126124030	White	4000 neutral white	195

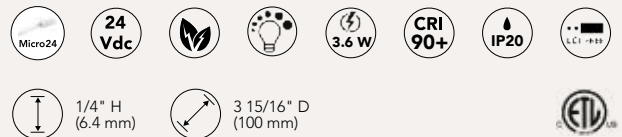
ATOM SURFACE-MOUNT TRIM RINGS

No.	Finish	Description	Height
12612900	Black	Round	1/2" (12 mm)
12612195	Satin Nickel	Round	1/2" (12 mm)
12612030	White	Round	1/2" (12 mm)
12614900	Black	20° angled	1 1/4" (32 mm)
12614195	Satin Nickel	20° angled	1 1/4" (32 mm)
12614030	White	20° angled	1 1/4" (32 mm)



SLIM LED PUCK

Ultra-slim surface puck lights with a gloss finish.



Surface puck with high lighting output designed for cabinet lighting purposes. With edge-lite technology, this puck provides a soft uniform light with an ultra-slim fit.

- Choice of three finishes: white, black and nickel
- Uniform light distribution
- Easy surface-mount installation
- Beam angle: 120°

INCLUDED IN THE BOX

- 24 V LED puck light with 6" (152 mm) 22AWG cable with Micro24 connector
- Magnetic faceplate
- Mounting hardware
- 78 3/4" (2000 mm) extension cable with Micro24 connectors

ADDITIONAL REQUIRED ITEMS

- LED switch (see pages 10-15)
- 24 V LED power supply (see page 16-17)

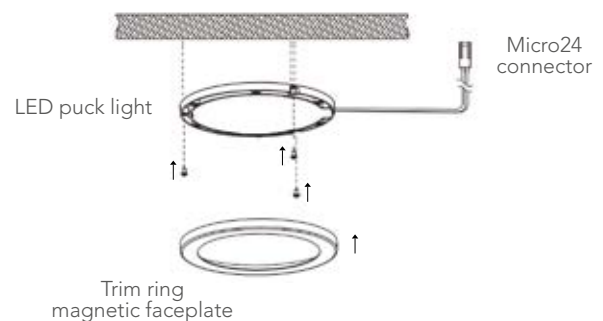
OPTIONAL ACCESSORIES

- Extension cables for 24 V lights:
No. 242001562 20" (508 mm),
No. 243901562 40" (1016 mm),
No. 247901562 78 3/4" (2000 mm)



SLIM LED PUCK

No.	Finish	Light color (K)	Lumen
37906024122090	Black	3000 warm white	220
37906024122185	Satin Nickel	3000 warm white	220
37906024122030	White	3000 warm white	220
37906024124090	Black	4000 neutral white	220
37906024124185	Satin Nickel	4000 neutral white	220
37906024124030	White	4000 neutral white	220



Micro24 connector

LED puck light

Trim ring
magnetic faceplate

LED TAPES & PROFILES



FLEXIBLE LED NON-COATED

The high-output LED 24 V tape light provides a simple and effective way to light up any design.



- Can be cut every 6 LED, 1 31/32" (50 mm)
- 120° beam angle
- Highly resistant 3M® adhesive base for quick installation

INCLUDED IN THE BOX

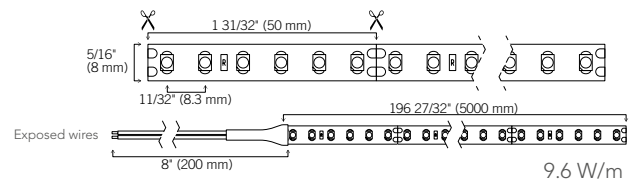
- 24 V LED roll with connected exposed wires at the end

ADDITIONAL REQUIRED ITEMS

- No. 30141094 - 78" (2 m) tape connector and 2 KLIPRs
- LED switch (see pages 10-15)
- 24 V LED power supply (see page 16-17)

OPTIONAL ACCESSORIES

- No. 30141094 - KLIPR 8 mm LED tape connector
- No. 30149093 - KLIPR L and T connector for 8 mm LED tape
- No. 30140820 - KLIPR 8 mm LED tape direct connector
- Extension cables for 24 V lights:
 - No. 242001562 20" (508 mm),
 - No. 243901562 40" (1016 mm),
 - No. 247901562 78 3/4" (2000 mm)



FLEXIBLE LED

No.	Watts	Light color (K)	Length
30142496122	9.6 W/m	3000 warm white	197" (5 m)
30142496124	9.6 W/m	4100 neutral white	197" (5 m)

* Tape available in 4.8 W/m and 14.4 W/m

ALUMINUM SURFACE-MOUNT PROFILES



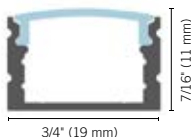
STRAIGHT PROFILE

Aluminum profile for LED tape light with removable diffuser lens.
W x H x L: 3/4" x 7/16" x 96"
(19 x 11 x 2400 mm)

No. 30141210

OPTIONAL ACCESSORIES

- No. 30141280 - Flat mounting clips, 4-pack
- No. 30141283 - 45° angle mounting clips, 4-pack
- No. 30141004 - Swivel mounting clips, 4-pack
- No. 30141270 - End caps, 4-pack



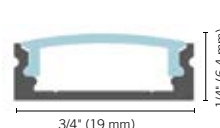
LOW STRAIGHT PROFILE

Low aluminum profile for LED tape light with removable diffuser lens.
W x H x L: 3/4" x 1/4" x 96"
(19 x 6.4 x 2400 mm)

No. 30141100

OPTIONAL ACCESSORIES

- No. 30141280 - Flat mounting clips, 4-pack
- No. 30141283 - 45° angle mounting clips, 4-pack
- No. 30141004 - Swivel mounting clips, 4-pack
- No. 30141122 - End caps, 4-pack



Great for
wardrobes!

FLEXYLED SEH4 & AT6

Flexible linear LED strip developed with an extrusion technology for diffusing silicone materials.



- Milky-effect diffusing silicone cancels diode spot effects
- LED modules with double power cable
- Can be installed in straight, curved or circular groove
- SEH4 : can be cut every 1 5/16" (33 mm) intervals
- AT6 : can be cut every 7/8" (22 mm) intervals
- SEH4 : 180 LED/m, AT6 : 276 LED/m

INCLUDED IN THE BOX

- 24 V LED roll
- 78" (2 m) pre-wired power cable with Micro24 connector at each end of roll to reduce waste

ADDITIONAL REQUIRED ITEMS

- LED switch (see pages 10-15)
- 24 V LED power supply (see page 16-17)

OPTIONAL ACCESSORIES

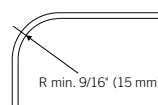
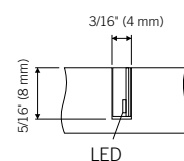
- Extension cables for 24 V lights:
No. 242001562 20" (508 mm),
No. 243901562 40" (1016 mm),
No. 247901562 78 3/4" (2000 mm)

FLEXYLED SEH4

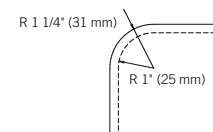
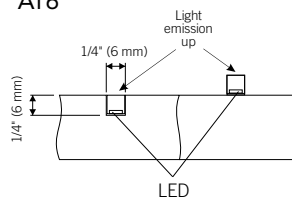
is designed for recessed side-emitting installations. Does not require glue or an extrusion.



FLEXYLED
SEH4



FLEXYLED
AT6



FLEXYLED AT6

has a high-seal 3M® adhesive base and can be installed in grooves or surfaces. Surface mount hooks included.

No.	Watts	Light color (K)	Length
13002410122040	9.6 W	3100 K warm white	39 3/8" (1 m)
13002414122059	14.4 W	3100 K warm white	59 1/16" (1.5 m)
13002419122079	19.2 W	3100 K warm white	78 3/4" (2 m)
13002424122098	24 W	3100 K warm white	98 7/16" (2.5 m)
13002429122118	28.8 W	3100 K warm white	118 1/8" (3 m)
13002410124040	9.6 W	4200 neutral white	39 3/8" (1 m)
13002414124059	14.4 W	4200 neutral white	59 1/16" (1.5 m)
13002419124079	19.2 W	4200 neutral white	78 3/4" (2 m)
13002424124098	24 W	4200 neutral white	98 7/16" (2.5 m)
13002429124118	28.8 W	4200 neutral white	118 1/8" (3 m)

No.	Watts	Light color (K)	Length
15102420012079	20 W	2700 K super warm white	78 3/4" (2 m)
151024300120118	30 W	2700 K super warm white	118 1/8" (3 m)
151024600120236	60 W	2700 K super warm white	236 1/4" (6 m)
15102420012479	20 W	4000 K neutral white	78 3/4" (2 m)
151024300124118	30 W	4000 K neutral white	118 1/8" (3 m)
151024600124236	60 W	4000 K neutral white	236 1/4" (6 m)

WIRELESS SWITCH



Faceplate sold separately

SMART LED BTRF SWITCHES

Innovative, kinetic power design combines the convenience and flexibility of a remote dimmer switch with the functionality of a traditional hardwired switch.



- A single RF series switch can be programmed for up to 20 different BTRF Receivers
- Fits Decora® style wall plates and can be mounted on standard wall electrical boxes
- 65' (20 m) range of control from switch to Receiver

INCLUDED IN THE BOX

- Smart BTRF switch

ADDITIONAL REQUIRED ITEMS

- Smart BTRF wireless receiver (see page 11)
- 24 V LED power supply (see page 16-17)

OPTIONAL ACCESSORIES

- Decora faceplates (white finish):
No. 80301030 (1 slot)
No. 80309030 (2 slots)
No. 80311030 (3 slots)



SELF-POWERED KINETIC ENERGY



BATTERY POWERED

KINETIC POWER 1-ZONE WIRELESS CONTROL

- Kinetic power, no battery, no wires, maintenance-free
- Controls 1 zone of receivers separately
- White finish



No.	Dimensions (L x W x H)
RFDE2801Z	4 1/8" x 1 3/4" x 3/8" (105 x 44 x 9 mm)

KINETIC POWER 2-ZONE WIRELESS CONTROL

- Kinetic power, no battery, no wires, maintenance-free
- Controls 2 zones of receivers separately
- White finish



No.	Dimensions (L x W x H)
RFDE2802Z	4 1/8" x 1 3/4" x 3/8" (105 x 44 x 9 mm)

BATTERY POWERED WIRELESS CONTROL

- Wireless, easy pairing to the receivers
- Easily remove switch from docking tray to replace CR2430 battery or use as a remote switch
- White finish



No.	Dimensions (L x W x H)
RFD9001Z	3 13/16" x 1 9/16" x 3/8" (97 x 40 x 9 mm)

SMART LED BTRF RECEIVER

This receiver connects your LED lights to Richelieu's universal power supply and is compatible with all three (3) of our RF Series smart switch options.



- DC 24/12 V 2.4 G controller
- 36 W capacity at 12 V, 72 W capacity at 24 V
- Power-failure memory
- One-touch pairing
- Multiple receivers can be connected to a single power supply or inside the same room to control multiple zones
- A single receiver can be programmed for up to 8 BTRF smart switches

INCLUDED IN THE BOX


- Smart LED BTRF receiver
- Input and output wires, 6" (152,4 mm) each
- Male and female connector
- 10-way distributor hub

ADDITIONAL REQUIRED ITEMS

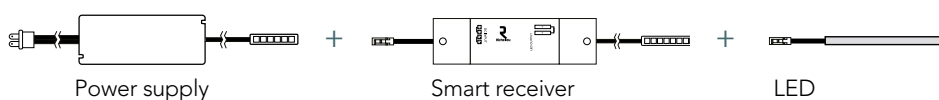
- LED smart BTRF switch (see page 11)
- 24 V LED power supply (see page 16-17)

SMART LED BTRF RECEIVER


No.	Dimensions (L x W x H)
BTRF24961248	5 11/16" x 1 13/16" x 5/8" (145 x 46 x 16 mm)



CONNECTION EXAMPLE



SENSOR



PIR-XD WIRED IR PRESENCE SENSOR

24 Vdc



This PIR-XD sensor recognizes movements as well as temperature changes.

- On/off presence sensor
- Recessed installation
- Detects movement as well as temperature changes inside an asymmetrical cone with an approximate angle of 80°
- Sensitivity of the sensor is higher for lateral changes and lower for frontal changes
- After a set time, the LEDs automatically switch off, even with the doors open; the photocell will switch the LED on when it next detects movement
- Programmable shut off times: 16 seconds, 3 minutes, or 10 minutes
- Bore hole: 25/32" (20 mm)
- Diameter: 31/32" (25 mm)
- Height: 3/16" (5 mm)

INCLUDED IN THE BOX

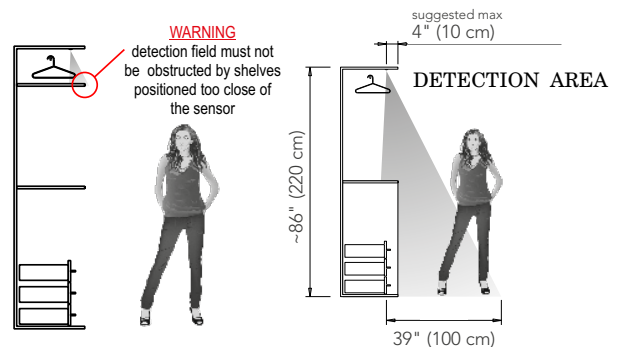
- One (1) sensor
- 78" (2 m) pre-wired cable for X-Driver sensor port

ADDITIONAL REQUIRED ITEMS

- X-Driver power supply (page 17)
- Module CM2, No. 1650301 (page 17)



Two sensors max. for each X-Driver power supply



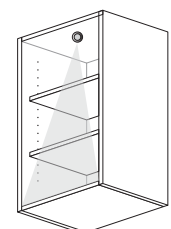
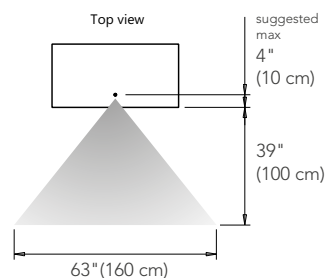
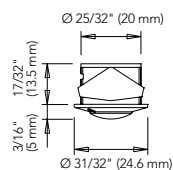
PIR-XD WIRED IR

No.

1650901030



Recessed



Top of upper cabinets
Detection inside an asymmetrical cone with an angle of around 80°



IR-XD LSW WIRED IR PROXIMITY SENSOR



IR-XD LSW automatically switches on and off LEDs connected to X-DRIVER when the door, on the back of which it is installed, is opened or closed.

- On/off proximity door sensor
- Recessed or surface-mount installation
- Recommended not to use doors with reflective, brilliant or mirrored white surfaces
- Bore hole: 9/16" (14 mm)
- Diameter: 5/8" (16 mm)
- Width: 2 7/16" (62 mm)

INCLUDED IN THE BOX

- One (1) sensor
- 78" (2 m) pre-wired cable for X-Driver sensor port

ADDITIONAL REQUIRED ITEMS

- X-Driver power supply (page 17)
- Module CM2, **No. 1650301** (page 17)

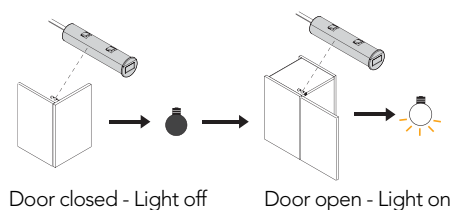
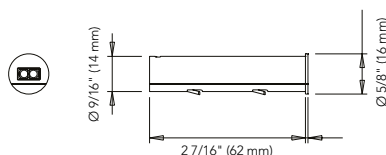


Two sensors max. for each X-Driver power supply

IR-XD LSW WIRED IR

No.

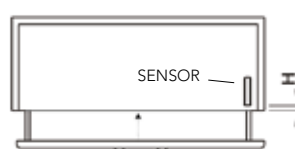
165061759101030



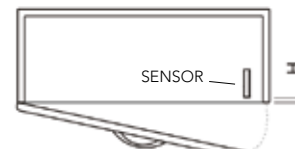
Surface-mount



Recessed



Front of drawer



Front of cabinet

H =
min. 1/32" (1 mm), max. 1 31/32" - 2 3/4" (50 - 70 mm)

SENSOR



PIR WI-XD WIRELESS IR PRESENCE SENSOR

24
Vdc



On-off presence sensor (with lithium battery) that can be configured with the entire collection of X-DRIVER and X-DRIVER TW converters.

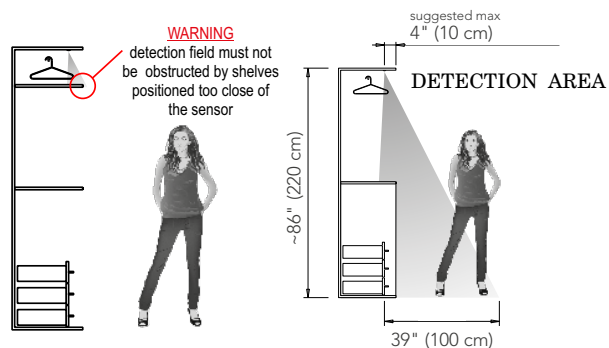
- Can be configured with the entire collection of X-DRIVER converters, complete with CM2-XD
- On/off presence wireless sensor
- Quick and simple installation
- Option of recessed or surface installation
- Product includes three types of holders
- The system is set up simply by pressing the warning light on the X-Driver and the configuration button located on the front of the PIR WI-XD enclosure
- Each set-up is independent, allowing up to seven PIR WI-XD devices to be configured with only one X-DRIVER converter
- Diameter: 1 9/16" (40 mm)
- Height: 9/16" (14 mm)

INCLUDED IN THE BOX

- One (1) sensor

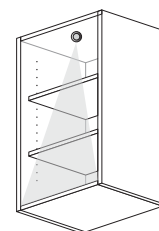
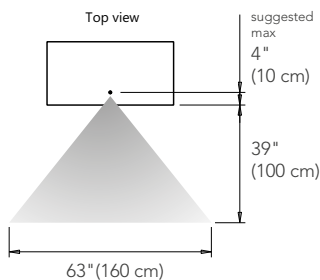
ADDITIONAL REQUIRED ITEMS

- X-Driver power supply (page 17)
- Module CM2, No. 1650301 (page 17)



PIR-WI-XD WIRELESS IR

No.	Finish
1650610010	Aluminum
1650603	Black



Top of upper cabinets
Detection inside an asymmetrical cone with an angle of around 80°



WI-XD WIRELESS IR PROXIMITY SENSOR

Wireless proximity sensor (with lithium battery) that can be configured with the entire collection of X-DRIVER and X-DRIVER TW converters.



- Can be configured with the entire collection of X-DRIVER converters, complete with CM2-XD
- The system is set up simply by pressing the warning light on the X-DRIVER and the configuration button located on the back of the IR WI-XD enclosure
- Each setup is independent, allowing up to seven IR WI-XD devices to be configured with only one X-DRIVER converter
- The wireless solution and easily replaceable battery make installation quick and simple.

TWO OPTIONS AVAILABLE

- On-off wireless proximity sensor that can also be used with only the on/off function.
- On-off touchless dimmer sensor, than can be used with the X-DRIVER with on/off and dimmer functions.

INCLUDES

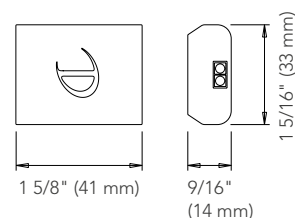
- One (1) sensor

ADDITIONAL REQUIRED ITEMS

- X-Driver power supply (page 17)
- Module CM2, **No. 1650301** (page 17)

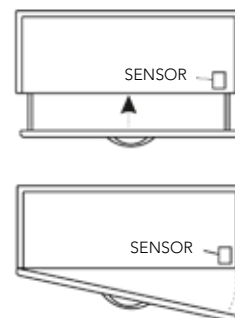


Surface-mount



WI-XD WIRELESS IR

No.	Description	Finish
1650703010	On/off wireless	Aluminum
1650702900	On/off wireless	Black
1650803010	On/off wireless /On/off touchless dimmer	Aluminum
1650802900	On/off wireless /On/off touchless dimmer	Black



POWER SUPPLY



LED POWER SUPPLY

This 24 Vdc power supply provides a simple and effective way to light up any design using our 24 V LEDs.



- Plug-in
- 110 - 120 V ac
- Class 2
- ETL/UL certified for North America
- Dimming occurs on the low voltage side using the required dimmer switches (such as the **BTRF24961248** and **RFDE2801Z**)
- White finish

INCLUDED IN THE BOX

- Power supply
- 78" (2 m) power cable
- Distributor hub with ports for connecting 24 V LEDs

ADDITIONAL REQUIRED ITEMS

- LED smart BTRF switch (see page 10)
- Smart BTRF wireless receiver (see page 11)

NON-DIMMABLE POWER SUPPLY

No.	Watts	Ports	Dimensions (H x L x W)
52406	6 W	6	25/32" x 2 5/16" x 1 3/8" (20 x 59 x 35 mm)
62415	15 W	6	11/16" x 6" x 1 13/16" (18 x 153 x 46 mm)
52430	30 W	6	1 1/4" x 5 15/16" x 1 5/8" (32 x 151 x 41 mm)
52475	75 W	9	1/16" x 7 5/16" x 2 3/8" (1 x 186 x 60 mm)



6 W



15 W



30 W



75 W



X-DRIVER POWER SUPPLY

X-DRIVER is a collection of smart converters for 24 V LEDs that use control modules to achieve multiple functions.



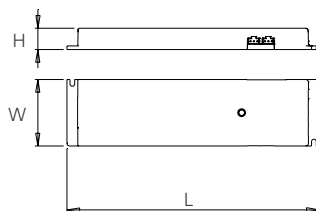
- All-in-one and multi-network device that integrates multiple functions
- Control module CM2-XD converts the power supply into a wireless receiver for remote controls and sensors
- Control module CM4-XD, activates the wireless function, which allows for interface with the home Wi-Fi network, so it is possible also to control and adjust the lights via the Richelieu Wifi application app, Amazon Echo or Google Assistant voice-controlled devices
Only functions with the 30 W and 60 W X-DRIVER
- Device is insulation class II and certified Class 2
- Power supply lamp unit thermally protected at 230°F (110°C)
- Output: 24 V dc
- Input: 110 - 120 V ac

INCLUDED IN THE BOX

- Power supply
- 78" (2 m) power cable

ADDITIONAL REQUIRED ITEMS

- Control module
- Sensor (see pages 12-15)



* Control modules sold separately.

X-DRIVER POWER SUPPLY

No.	Watts	Ports	Dimensions (L x W x H)
XDRIVER2415	15 W	4	7 3/8" x 1 15/16" x 5/8" (187 x 49 x 16 mm)
XDRIVER2430	30 W	6	8 19/32" x 2 3/8" x 5/8" (218 x 60 x 16 mm)
XDRIVER2460	60 W	6	12 1/16" x 2 3/4" x 21/32" (306 x 70 x 16 mm)

CONTROL MODULE

No.	Description
1650301	CM2-XD (RF)*
1650501	CM4-XD (Wi-Fi) **



CM2-XD (RF) *

Functions with sensors IR WI-XD, PIR WI-XD, PIR-XD and IR-XD3.

CM4-XD (Wi-Fi) **

Functions with the smartphone app, Amazon Echo, or Google Assistant voice-controlled devices.



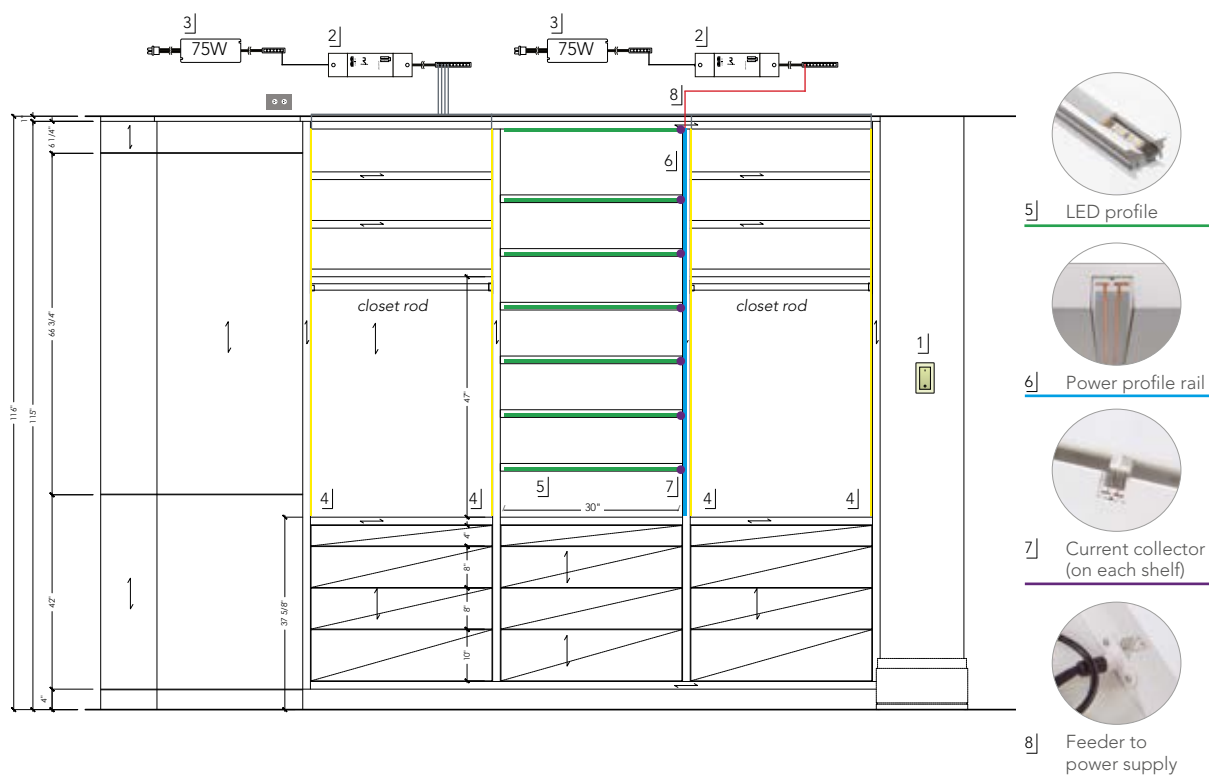
WORKS WITH



INSTALLATION LAYOUT


LAYOUT EXAMPLE A

Example A displays a closet using the Vario shelf system and FlexyLED SEH4 controlled by the BTRF smart wall dimmer.



1. Smart BTRF 1-zone dimmer, **RFDE2801Z**
2. Smart BTRF Receiver, **BTRF24961248**
3. Power supply, **52475**
4. FlexyLED SEH4, **13002419122079**
5. LD8112 LED profile, **8112545122010**
6. Vario D10 power profile rail, **54017671030**
7. Vario D10 current collector, **53982951030**
8. Vario D10 feeder to power supply, **53983051**

Vario D10 Kit, **No. WEBKIT1243036** includes number 6-8 listed above. Additional current collectors, **No. 53982951030**, were added per shelf.



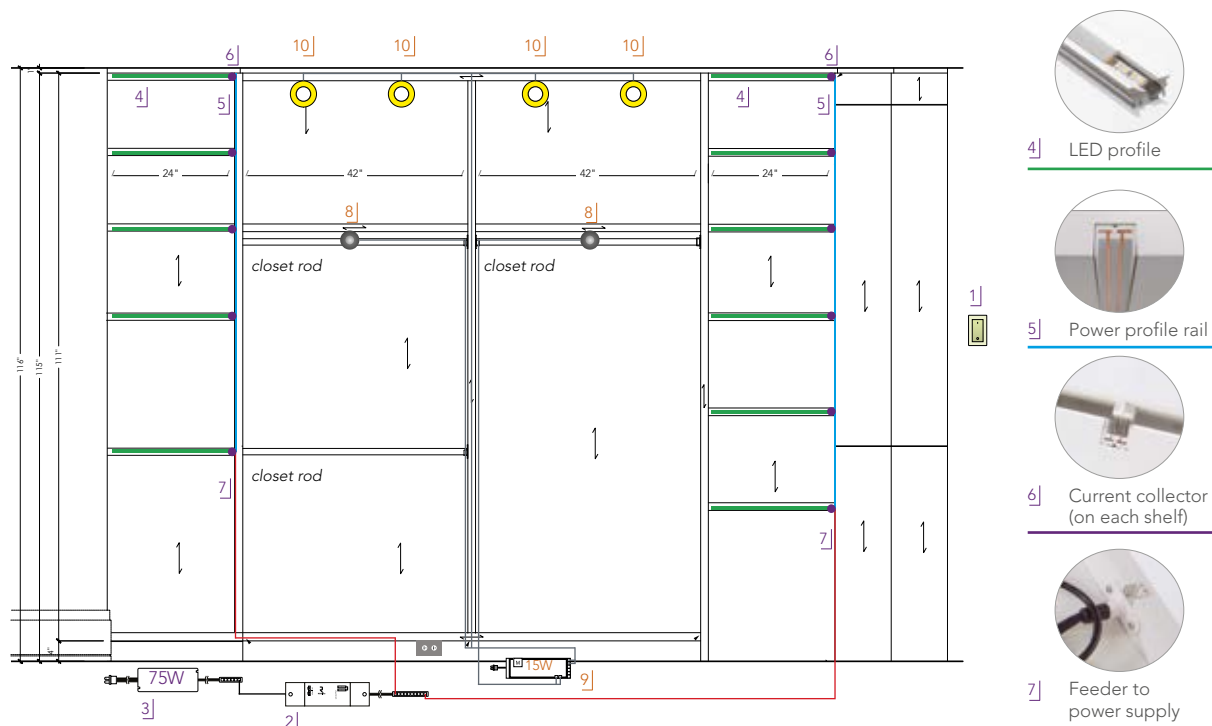
Vario shelf system



FlexyLED SEH4

LAYOUT EXAMPLE B

Example B displays a closet using the Vario shelf system controlled by the Smart BTRF wall dimmer, and puck lights controlled by X-Driver PIR-XD presence sensors.



Group 1: Vario system controlled by Smart BTRF dimmer

Group 2: Atom puck light controlled by X-Driver PIR-XD sensor

Group 1

1. Smart BTRF 1-zone dimmer, **RFDE2801Z**
2. Smart BTRF Receiver, **BTRF24961248**
3. Power supply, **52475**
4. LD8112 LED profile, **8112395124010**
5. Vario D10 power profile rail, **54017671030**
6. Vario D10 current collector, **53982951030**
7. Vario D10 feeder to power supply, **53983051**

Group 2

8. PIR-XD presence sensor, **1650901030**
9. X-Driver power supply, **XDRIVER2415** and CM2 module, **1650301**
10. Atom puck light, **126124030**

Vario D10 Kit, **No. WEBKIT1243036** includes number 5-7 listed above. Additional current collectors, **No. 53982951030**, were added per shelf.



Vario shelf system



R
Richelieu
www.richelieu.com

Serving you across North America

CANADA

Tel.: 1 800 361-6000
Fax: 1 800 33-0193

UNITED STATES

Tel.: 1 800 69-5446
Fax: 1 800 876-7454



Follow us:

