



CUSTOM-MADE UNFINISHED DOORS  
**SIMPLICITY COLLECTION**





Cabinetry is the most visible component in a project. Meaning, your cabinet door choice is an important one. From transitional to contemporary, we have a style that meets every taste and design.

## ADD BEAUTY AND CLASS

## HIGH-QUALITY WOOD FOR EVERYDAY

These doors have long been admired for their elegant design, detailed profiles and outstanding craftsmanship.

we craft

**extraordinary**

timeless **designs**

**beautiful** simplicity

# SHAKER



**SHAKER** cabinet doors are the most popular style on the market due to their enduring utilitarian appeal, scope for personalization and compatibility with various design concepts going from country to ultra-modern. **SHAKER**-style cabinets are a solid remodeling investment that are sure to add value not only to your kitchen, but to your entire home.



## SOLUTIONS FOR A PERSONALIZED DESIGN

# DOOR STYLES



### WHAT IS THE PRODUCT WARRANTY?

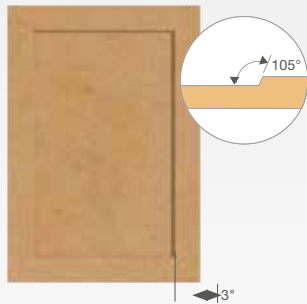
Our product warranty is 1 year from date of shipment.

Door styles refer to the construction method used to manufacture the cabinet door. To find the **perfect door for you**, look for style first.

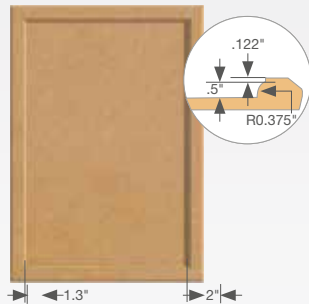
**Our 1 Piece door** includes 2 popular designs. Made with super refined HDF these doors are strong, durable and a great option for painted doors.

**5-Piece doors**, mortise and tenon construction are by far the most popular. The doors have a vertical joint where the rail and the stile meet.

1 PIECE Benson



1 PIECE Dundee



5 PIECE\*



Our 1 piece, 5 piece and mullion doors are 3/4" thick

\* Min: 8" H & 8" W unless noted  
\* Standard frame width is 2 1/4" W



# DOOR STYLES



Mullion doors are made without center panels and are designed to have glass installed so an interior view of the cabinet is possible.

- Doors over 30" H are not warranted against warping
- Deduct 3 7/8" from the door size to calculate glass

FRAME ONLY



MULLION DOORS M4



MULLION DOORS M6



Our frame and mullion doors are 3/4" thick. Glass to be sourced.

## SHOWCASE AND HIGHLIGHT

PERSONAL ITEMS BY INCORPORATING TIMELESS  
**MULLION DOORS IN YOUR DESIGN**

# DRAWER FRONTS



- All 5 piece drawers rails: 1½"H unless requested otherwise
- All 5 piece drawer stiles: 2¼"W
- Panel: ¾" T
- Min: 8" W

MINIMUM HEIGHTS FOR 5 PIECE DRAWER FRONTS	
<b>FP</b>	5 1/2" H
<b>IP</b>	5 1/2" H

KEY			
<b>DF</b>	DRAWER FRONT	<b>FP</b>	FLAT PANEL
<b>VG</b>	V GROOVE	<b>IP</b>	INVERTED PANEL

## DF100

SOLID WOOD  
MIN: 5" W&H

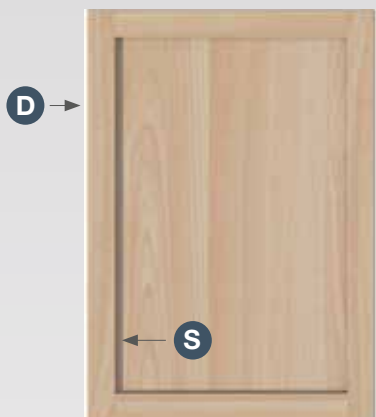


## DF200

MINIMUM HEIGHTS FOR 5 PIECE DRAWER FRONTS  
**FP** 5 1/2" H - **IP** 5 1/2" H



# PROFILES



## OUTSIDE EDGE DOOR & DRAWER FRONT PROFILES **D**

**D114**



**D131**




**Beaded inset (HDF ONLY)**




## INSIDE FRAMING BEADS/ STANDARD STILE PROFILES **S**


**S103**




**S108**



**S110**



**S114**



**S116**



## GLASS FRAME BEADS/STANDARD STILE PROFILES

GLASS CAN BE SOURCED SEPERATLY

**GF116**



**GF117**



## MIX AND MATCH

DOOR STYLES AND EDGE PROFILES

TO CREATE A **CUSTOM DOOR**

# A TRENDY UNFINISHED DOOR THAT WILL NEVER GO OUT OF STYLE



[www.richelieu.com](http://www.richelieu.com)

Visit our website and try our step-by-step quick and simple web module under the Cabinet Doors Section.



**UNITED STATES**

Tel.: 1 855 275-1122

Fax: 1 973 317-1448

Follow us on

