



2020



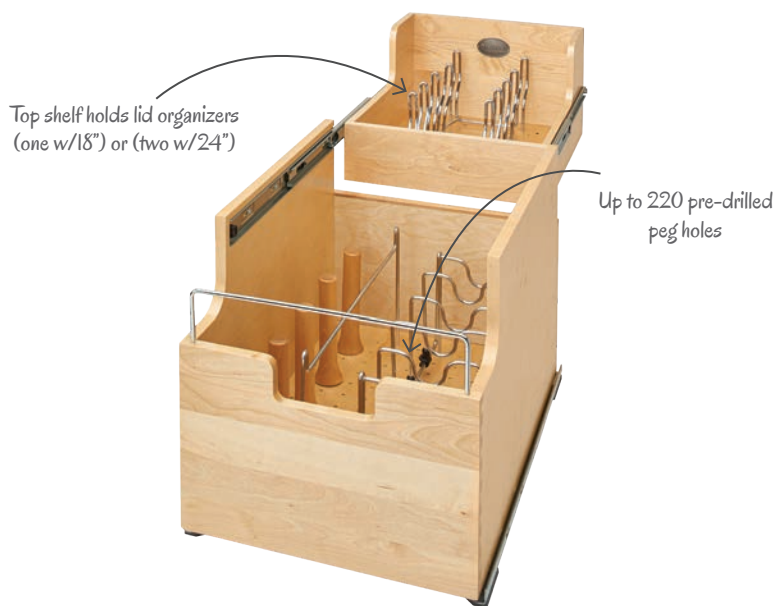
SUMMER - FALL COLLECTION





TWO-TIER COOKWARE ORGANIZER

Take the frustration out of cookware storage with these beautiful pullouts designed specifically for cookware storage and organization. Available for 18 and 24-inch base cabinets, they feature sturdy dovetail construction, stylish chrome accents, wooden pegs, lid and pot/pan organizers and full-extension with over-travel, MOVENTO slides. Pegboard bottoms ensure limitless customization, and the beautiful wood finish complements any kitchen cabinet.



Natural Maple Two-Tier Cookware Organizer w/ Movento Slides

PRODUCT	DESCRIPTION	DIMS	MCO-FF/FL
4CW218SC1	Cookware Organizer	14-1/2" (368 mm) W x 22-1/4" (565 mm) D x 18-7/32" (464 mm) H	14-1/2" (368 mm)
4CW224SC1	Cookware Organizer	20-1/2" (521 mm) W x 22-1/4" (565 mm) D x 18-7/32" (464 mm) H	20-1/2" (521 mm)





CUT-OUT CUTTING BOARD DRAWER

Save a step and reduce your food preparation time with Rev-A-Shelf's 4WCCB Series. Designed for 18" base cabinet drawers, this easy-to-install drawer system features natural maple construction, TANDEM slides with BLUMOTION soft-close and drawer mounting brackets. The reversible wood cutting board has a unique cut-out and easy to clean funnel insert that allows you to conveniently discard scraps directly into a waste container under the drawer (waste container sold separately). Spacer Kit for 5/8" side gables is included with the Frameless (Full-Access) models.



Natural Maple Cut-Out Cutting Board Drawer w/ Tandem Slides

PRODUCT	DESCRIPTION	DIMS	MCO- FF	MCO- FL
4WCCB419FLSC1	Drawer for Full Access	16-1/2" (419 mm)* W x 21-21/32" (550 mm) D x 4-5/16" (109 mm) H	N/A	16-1/2" (419 mm)
4WCCB18SC1	Drawer for Face Frame	15" (381 mm) W x 22" (559 mm) - 23-1/2" (597 mm) D x 4-5/16" (109 mm) H	15" (381 mm)	N/A

* Spacers for 5/8" panels included in width dimension





Sliding top tray is designed for use with 4WCT, 4WUT and 4WKB inserts (sold separately)

TIERED DEEP DRAWERS


Enjoy ample storage space for your kitchen essentials with Rev-A-Shelf's 4WTCDD Series. Designed for deep 30" and 36" base cabinet drawers, this drawer system is available with TANDEM slides with BLUMOTION soft-close and features two levels of storage, three compartments and natural maple construction with a semi-gloss finish. Spacer Kit for 5/8" side gables is included with the Frameless (Full-Access) models.



Natural Maple Tiered Deep Drawers w/ Soft-Close

PRODUCT	DESCRIPTION	DIMS	MCO-FF	MCO-FL
4WTCDD30SC1	Tiered Deep Drawer	27" (686 mm) W x 22-1/4" (564 mm) D x 8" (203 mm) H	27" (686 mm)	N/A
4WTCDD724FLSC1	Tiered Deep Drawer	28-1/2" (724 mm)* W x 22-1/4" (564 mm) D x 8" (203 mm) H	N/A	28-1/2" (724 mm)
4WTCDD36SC1	Tiered Deep Drawer	33" (838 mm) W x 22-1/4" (564 mm) D x 8" (203 mm) H	33" (838 mm)	N/A
4WTCDD876FLSC1	Tiered Deep Drawer	34-1/2" (876 mm)* W x 22-1/4" (564 mm) D x 8" (203 mm) H	N/A	34-1/2" (876 mm)

* Spacers for 5/8" panels included in width dimension






WIDE DRAWER TRAY INSERTS

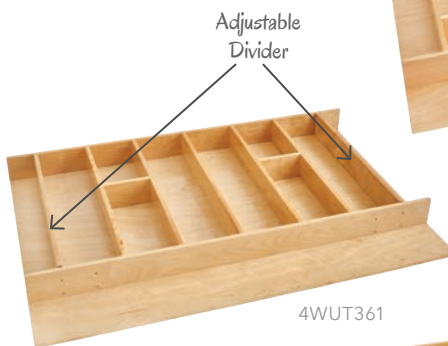
These trim-to-fit inserts are now designed for 33" - 36" base cabinet drawers. Constructed of natural maple with simple drop-in installation for a timeless addition to your kitchen. Outer right compartment on the 4W versions are adjustable to fit an array of kitchen utensils.



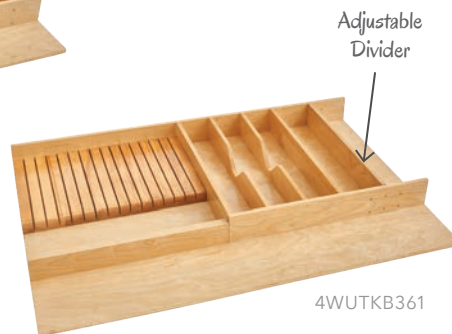
4SDI361



4WUTCT361



4WUT361



4WUTKB361

4WUTCT361 Minimum Trim:
21 5/16" (541 mm) W x 17 5/8" (449 mm) D

4WUTKB361 Minimum Trim:
25 1/4" (641 mm) W x 16 3/8" (416 mm) D

4WUT361 Minimum Trim:
18 7/8" (479 mm) x 17 5/8" (449 mm) D

Natural Maple Wide Combination Tray Inserts

PRODUCT	DESCRIPTION	DIMS
4SDI361	Tiered Spice Drawer Insert	33-1/8" (841 mm) W x 19-3/4" (502 mm) D x 1-3/4" (44 mm) H
4WUTCT361	Combination Utensil/Cutlery Drawer Insert	33-1/8" (841 mm) W x 19-3/4" (502 mm) D x 2-7/8" (73 mm) H
4WUT361	Utensil Drawer Insert	33-1/8" (841 mm) W x 19-3/4" (502 mm) D x 2-7/8" (73 mm) H
4WUTKB361	Combination Utensil/Knife Drawer Insert	33-1/8" (841 mm) W x 19-3/4" (502 mm) D x 2-7/8" (73 mm) H





NEW SIZE FOR FULL HEIGHT BASE 24"

MAPLE TOP MOUNT WASTE CONTAINER

Rev-A-Shelf's 4WCTM Series top mount with soft-close is now available for face frame, full height 24" base cabinets. This waste option comes with two 50 qt. waste containers, and side compartments for additional storage. Designed with durability in mind, it features a natural maple frame that glides on full-extension with 1-1/2" over-travel, ball-bearing, 150 lb. rated soft-close slides and includes adjustable rear mount brackets and patented pre-assembled door mount brackets (US Patent No. 6,390,576) for variances in cabinet depth.



Natural Maple Top Mount Waste Container Pullout w/ Soft-Close (for FF or FL cabinets)

PRODUCT	DESCRIPTION	DIMS	MCO-FF/FL
4WCTM2450BBSCDM	Double 50 qt.	21" (533 mm) - 22-5/32" (563 mm) W x 22-1/2" (572 mm) D x 21-3/4" (552 mm) H	21" (533 mm)

Spacer Kit 4WCTM available (sold separately)



A no-mess trash carriage that opens when the lid is raised and seals when the lid is closed

MAPLE TOP MOUNT COMPO+ PULLOUT

It stinks when odors from your waste container take over your home. Solve the problem with Rev-A-Shelf's 4WCTM-CK Series Top-Mount waste container. Available in two sizes that feature our Compo+, a self-contained odor-reducing waste bin. The unique clamping design keeps odors from diapers, cat litter, trash and compostable materials out of your household. This composting solution features a natural maple dovetail frame, and The Compo+ bin is available in different colors, ensuring you will find the perfect waste solution for your home. Replacement biodegradable bags available at multiple retail outlets and online.



4WCTM18CKWHSCDM



Compo+ bin available in (4) colors

Natural Maple Top Mount Compo+ Waste Pullout w/ Soft-Close

PRODUCT	DESCRIPTION	DIMS	MCO-FF/FL
4WCTM12CKGRSCDM	Green Single Compo+ Bin	12" (305 mm) W x 22-7/8" (581 mm) D x 16-15/16" (430 mm) H	12" (305 mm)
4WCTM12CKWHSCDM	White Single Compo+ Bin	12" (305 mm) W x 22-7/8" (581 mm) D x 16-15/16" (430 mm) H	12" (305 mm)
*4WCTM-12CKBKSCDM1	Black Single Compo+ Bin	12" (305 mm) W x 22-7/8" (581 mm) D x 16-15/16" (430 mm) H	12" (305 mm)
*4WCTM-12CKOGSCDM1	Orion Gray Single Compo+ Bin	12" (305 mm) W x 22-7/8" (581 mm) D x 16-15/16" (430 mm) H	12" (305 mm)
4WCTM18CKGRSCDM	Compo+ Bin w/ one 35 qt. Container	15" (381 mm) W x 22-7/8" (581 mm) D x 19-7/8" (504 mm) H	15" (381 mm)
*4WCTM-18CKWHSCDM2	Compo+ Bin w/ one 35 qt. Container	15" (381 mm) W x 22-7/8" (581 mm) D x 19-7/8" (504 mm) H	15" (381 mm)
*4WCTM-18CKBKSCDM2	Compo+ Bin w/ one 35 qt. Container	15" (381 mm) W x 22-7/8" (581 mm) D x 19-7/8" (504 mm) H	15" (381 mm)
*4WCTM-18CKOGSCDM2	Compo+ Bin w/ one 35 qt. Container	15" (381 mm) W x 22-7/8" (581 mm) D x 19-7/8" (504 mm) H	15" (381 mm)

**Available on special order*

Spacer Kit 4WCTM available (sold separately)



A no-mess trash carriage that opens when the lid is raised and seals when the lid is closed

WIRE BOTTOM MOUNT COMPO+ PULLOUT

Rev-A-Shelf's RV-CK self-contained Compo+ odor-reducing bin now comes in a chrome-plated wire frame. Available in black, green, orion gray or white, it features a unique clamping mechanism and carbon filter. Ideal for disposing of smelly items such as diapers, cat litter, trash and compostable materials. Designed for 30" sink base or 15" base cabinets, it glides on 16" depth, full-extension, ball-bearing, 100 lb., rated slides. Included with each unit are compostable bags and a no-mess trash carriage.





Compo+ bin available in (4) colors

Chrome Wire Bottom Mount Waste Pullout Container

PRODUCT	DESCRIPTION	DIMS	MCO-FF/FL
RV12KDCKGRS	Green Single Compo+	10-3/4" (273 mm) W x 18-15/16" (481 mm) D x 17-15/16" (455 mm) H	11" (279 mm)
RV12KDCKWHS	White Single Compo+	10-3/4" (273 mm) W x 18-15/16" (481 mm) D x 17-15/16" (455 mm) H	11" (279 mm)
*RV-12KD-CKBK-S	Black Single Compo+	10-3/4" (273 mm) W x 18-15/16" (481 mm) D x 17-15/16" (455 mm) H	11" (279 mm)
*RV-12KD-CKOG-S	Orion Gray Single Compo+	10-3/4" (273 mm) W x 18-15/16" (481 mm) D x 17-15/16" (455 mm) H	11" (279 mm)

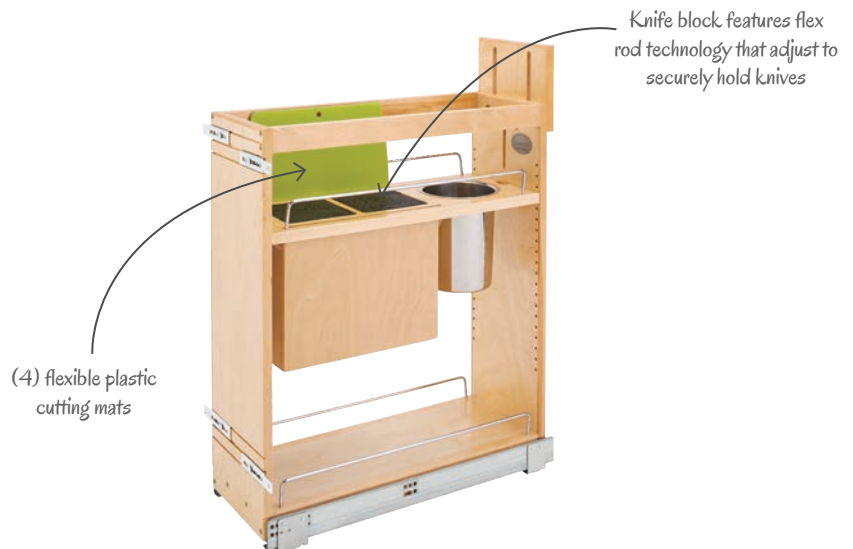
*Available on special order







BASE CABINET PULLOUT W/ KNIFE BLOCK & UTENSIL BIN


Rev-A-Shelf's 448KB Series is now available for 12" full access base cabinets. The innovative pullout allows you to store knives, scissors and other utensils in one place. It features natural maple construction with a semi-gloss finish, chrome accents and comes with a two qt., removable stainless-steel bin, two knife blocks with flex rod technology and a set of flexible, easy to clean cutting mats. The unit glides on full-extension TANDEM slides with BLUMOTION soft-close, and door mounting is easy with our patented door mount brackets. (US Patent No: 8,388,076).



Natural Maple Base Cabinet Pullout w/ (2) Knife Blocks , Utensil Bins and Cutting Boards w/ BLUMOTION Soft-Close

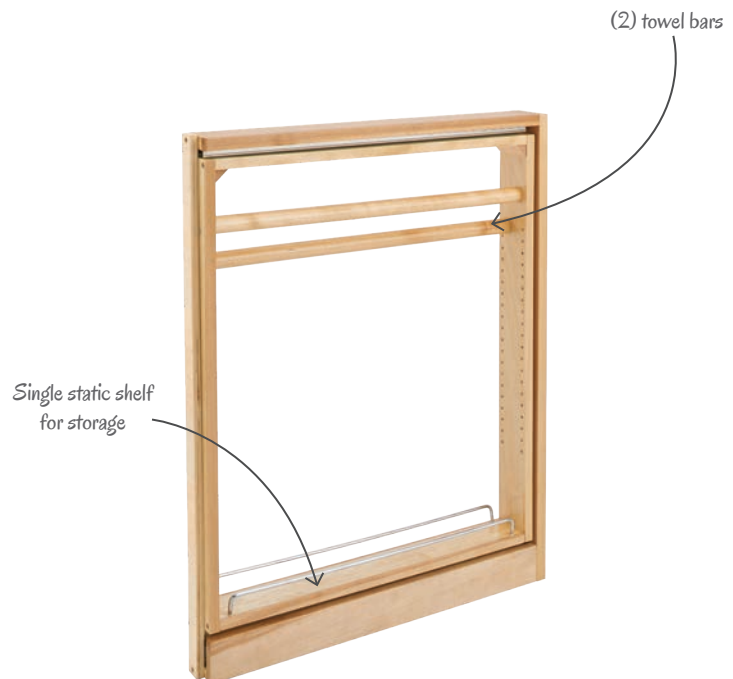
PRODUCT	DESCRIPTION	DIMS	MCO-FF/FL
448KBBCSC9C	Base Organizer w/(1)Bin	10-1/4" (260 mm) W x 21-5/8" (549 mm) D x 25-1/2 - 29-1/2" (648- 749 mm) H	10-1/2" (267 mm)





TOWEL BAR BASE FILLER PULLOUT

Looking for a better way to store hand towels and cleaning supplies in the kitchen? Look no further than the new 432TB Series Filler Organizer with Blum soft-close slides. What was once wasted space is now the perfect place for hanging towels. With two natural maple bars and static shelf with chrome-finished rails, this pullout unit glides on full-extension, ball-bearing slides with soft-close.



Natural Maple Towel Bar Base Cabinet Filler w/ Ball-Bearing Soft-Close

PRODUCT	DESCRIPTION	DIMS
432TBBFBBSC3C	3" Filler	3" (76 mm) W x 23" (584 mm) D x 30" (762 mm) H
432TBBFBBSC6C	6" Filler	6" (152 mm) W x 23" (584 mm) D x 30" (762 mm) H



MAPLE LEGRABOX BOTTOM MOUNT

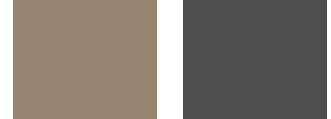
Rev-A-Shelf's 5LB Series LEGRABOX orion gray family has grown with the addition of a new natural maple insert, designed for full access 12", 15" and 18" base cabinets. The LEGRABOX frame comes fully assembled and features 3/4" side panels, full-extension, TANDEM slides with BLUMOTION soft-close, and can be used with TIP-ON or SERVO-DRIVE systems.



LEGRABOX Bottom Mount Waste Container Pullouts w/ Soft-Close (Orion Gray/Maple)

PRODUCT	DESCRIPTION	DIMS	MCO-FL
*5LB-1230OGMP-113	Single 30 qt.	10-1/2" (268 mm) W x 21-23/32" (552 mm) D x 19-19/32" (497 mm) H	10-1/2" (268 mm)
5LB1535OGMP113	Single 35 qt.	13-1/2" (343 mm) W x 21-23/32" (552 mm) D x 20-11/32" (518 mm) H	13-1/2" (343 mm)
5LB1550OGMP113	Single 50 qt.	13-1/2" (343 mm) W x 21-23/32" (552 mm) D x 24-7/32" (616 mm) H	13-1/2" (343 mm)
5LB1835OGMP213	Double 35 qt.	16-1/2" (419 mm) W x 21-23/32" (552 mm) D x 20-11/32" (518 mm) H	16-1/2" (419 mm)
5LB1850OGMP213	Double 50 qt.	16-1/2" (419 mm) W x 21-23/32" (552 mm) D x 24-7/32" (616 mm) H	16-1/2" (419 mm)

**Available on special order*




NEW COLOR





ORION GRAY SOLID BOTTOM BLIND CORNER OPTIMIZER

Turn wasted space into convenient storage with Rev-A-Shelf's newest additions to our 53PSP Series. Designed for 15" and 18" blind corner cabinet openings, they feature four solid bottom textured linen shelves and orion gray flat wire. This two-tier unit includes full-extension, ball-bearing, 100 lb., rated slides with soft-close and universal mounting.



Orion Gray Two-Tier Solid Bottom Blind Corner Optimizer- Non-Handed w/ Soft-Close

PRODUCT	DESCRIPTION	DIMS	MCO-FF/FL
53PSP15SCFOG	Two-Tier Blind Corner Optimizer	26-1/4" (667 mm) W x 20-1/4" (514 mm) D x 21" (533 mm) H	15" (381 mm)
53PSP18SCFOG	Two-Tier Blind Corner Optimizer	32-1/4" (819 mm) W x 20-1/4" (514 mm) D x 21" (533 mm) H	18" (457 mm)





VANITY OUTLET GROOMING ORGANIZER

Our 445 VB Series Grooming Organizer is available with an integrated electrical outlet with two 120V plugs UL recognized to UL962/CSA-C22.2 No.0-10. It has a cord guide and an auto shut-off switch that prevents items from being stored "on" inside the cabinet. This natural maple grooming pullout is designed for full-height vanity cabinets. It features two shelves with non-skid vinyl lining and two removable stainless-steel bins. The 445 VB glides on TANDEM with BLUMOTION bottom and side mount soft-close slides that maximize stability, and the patent-pending foldable slide set allows for easy installation. The unit fits 1-3/4", 1-1/2" and 1-5/8" frames and comes with patented door mount brackets with micro-adjustment. Its end-use determines the safety of this product.



Vanity Outlet Grooming Organizer w/ BLUMOTION Soft-Close

PRODUCT	DESCRIPTION	DIMS	MCO-FF	MCO-FL
445VBOSC8C	Grooming Organizer	9-5/16" (236 mm) W x 19-23/32" (501 mm) D x 25-19/32" (650 mm) H	8.5" (216 mm)	9-5/16" (236 mm) - 9-3/4 (248 mm)





STEEL TOP MOUNT VANITY HAMPER

Rev-A-Shelf's 53TMVH Series is crafted with convenience and style in mind. Designed for full access 24", vanity base cabinets with 5/8" or 3/4" sidewalls, the 53TMVH Series metal frame holds one white and one gray .85-bushel (30L) hamper. This sleek accessory features full-extension 90 lb., rated undermount slides with soft-close and pre-assembled door mount brackets.

Powder-coated metal frame, white

Double .85 BU (30L) polymer containers, gray and white



Steel Top Mount Vanity Hamper Pullout w/Soft-Close

PRODUCT	DESCRIPTION	DIMS	MCO-FL
53TMVH24SCDM2FL	Top Mount Hamper	22-1/8" (562 mm) - 22-3/4" (578 mm) W x 19-3/4" (501 mm) D x 19-1/8" (486 mm) H	22-1/8" (562 mm) - 22-3/4" (578 mm)



VANITY STORAGE RACK

Rev-A-Shelf's 4VR Series allows you to conveniently store toiletries without compromising design. Available in two new sizes for 18" and 21" vanity base cabinets, this unit features a natural maple frame with semi-gloss finish, two non-skid vinyl shelves with acrylic accents and our patented adjustable mounting brackets.

(US Patent No. 7,204,569)



4VR211

Natural Maple Door Mount Vanity Rack

PRODUCT	DESCRIPTION	DIMS	MCO-FF/FL
4VR181	Storage Rack	14-1/4" (362 mm) - 18-3/4" (476 mm) W x 3-1/8" (80 mm) D x 15-1/2" (394 mm) H	15" (381 mm)
4VR211	Storage Rack	17-1/4" (438mm) - 21-3/4" (552 mm) W x 3-1/8" (80 mm) D x 15-1/2" (394 mm) H	18" (457 mm)



NEW SIZE

DOOR STORAGE TRAY

Adding extra space to your 12" or 2 door 24" cabinets is easy with this beautiful natural maple shelf. At just under 8", it mounts easily to your cabinet door and features sleek chrome wire accents.



Natural Maple Door Mount Shelf

PRODUCT	DESCRIPTION	DIMS	MCO-FF/FL
*4231-08-52	Door Mount Shelf	7-3/4" (197 mm) W x 4-1/4" (108 mm) D x 3-5/8" (92 mm) H	8-1/2" (216 mm)

*Available on special order

NOW WITH SOFT-CLOSE

STAINLESS STEEL PANEL PULLOUT

Rev-A-Shelf's Wood Pullout Organizer with stainless steel panel now features soft-close. Designed for full-height 9" wall cabinets, it glides on full-extension, 100lb., rated soft-close slides and includes a variety of accessory hooks to organize almost anything you need to get quickly. Simple installation and patented door mount kit included for attaching your cabinet door to the front of the unit for easy 1-step access.



Natural Maple Stainless Steel Panel Wall Pullout w/ Soft-Close

PRODUCT	DESCRIPTION	DIMS	MCO-FF/FL
*444-BBSCWC-5SS	Wall Pullout	5" (127 mm) W x 10-3/4" (273 mm) D x 26-1/4" (667 mm) H	5-1/2" (140 mm)

*Available on special order



UNITED STATES

Tel.: 1 800 619-5446

CONNECTICUT

Hartford

FLORIDA

Dania Beach
Hialeah
Jacksonville
Orlando
Pompano Beach
Riviera Beach
Sarasota
Tampa

GEORGIA

Atlanta
Savannah

INDIANA

Indianapolis

KENTUCKY

Louisville

MASSACHUSETTS

Boston

MICHIGAN

Detroit

NEW JERSEY

Lincoln Park

NEW YORK

Buffalo
Long Island
New York
Syracuse

NORTH CAROLINA

Charlotte
Greensboro

TENNESSEE

Memphis
Nashville

TEXAS

Houston

CANADA

Tel.: 1-800-361-6000

ALBERTA

Edmonton
Calgary

BRITISH COLUMBIA

Vancouver
Victoria
Kelowna

ONTARIO

Mississauga
Ottawa

MANITOBA

Winnipeg

NEW BRUNSWICK

Moncton

NEWFOUNDLAND

Saint John's

NOVA SCOTIA

Halifax

QUEBEC

Montreal

SASKATCHEWAN

Saskatoon
Regina