

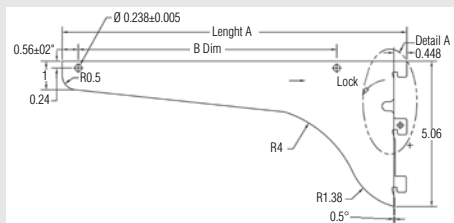
- 1 SCREWS AND FASTENERS
- 2 FURNITURE EQUIPMENT
- 3 HINGES
- 4 SLIDES
- 5 CASTERS AND LEGS
- 6 KITCHEN SOLUTIONS
- 7 CLOSET SOLUTIONS
- 8 LIGHTING SOLUTIONS
- 9 SINKS AND FAUCETS
- 10 OFFICE
- 11 SLIDING DOORS
- 12 GLASS HARDWARE
- 13 PANELS AND SURFACES
- 14 EDGE-BANDING
- 15 CABINET DOORS AND DRAWERS
- 16 CORBELS AND FLOOR REGISTERS
- 17 GLUES, SILICONES, CAULK AND INSULATING
- 18 TOOLS AND SECURITY
- 19 FINISHING PRODUCTS AND SHOP SUPPLIES
- 20 COMMERCIAL DISPLAY HARDWARE
- 21 MOLDING, RAILING AND BATHROOM HARDWARE

## 12-GAUGE HEAVY-DUTY BRACKETS WITH LOCK LEVER

Bracket with single molded nylon lever to quickly and firmly secure the bracket in place, minimizing the risk of disengagement.

Sold by unit

PRODUCT	FINISH	LENGTH	QTY/BOX
62186082G	Zinc	8" (203 mm)	20
62186102G		10" (254 mm)	
62187122G		12" (305 mm)	
62187142G		14" (356 mm)	
62187162G		16" (406 mm)	
62187182G		18" (457 mm)	
62187202G		20" (508 mm)	
62187222G		22" (559 mm)	
62187242G		24" (610 mm)	



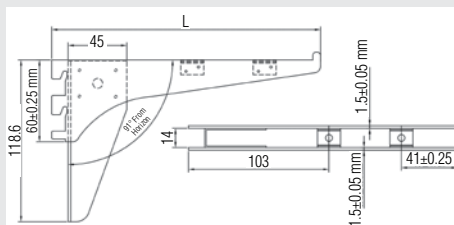
## 16-GAUGE DOUBLE BRACKETS

Double bracket with front lip.

Features 1" (25 mm) vertical adjustment with 1/2" (13 mm) long slots and 4 1/2" (114 mm) long back.

Sold by unit

PRODUCT	FINISH	LENGTH	QTY/BOX
621851230	White	12" (305 mm)	10
621851430		14" (356 mm)	
621851630		16" (406 mm)	
621851830		18" (457 mm)	
62185082G	Zinc	8" (203 mm)	
62185102G		10" (254 mm)	
62185122G		12" (305 mm)	
62185142G		14" (356 mm)	
62185162G		16" (406 mm)	
62185182G		18" (457 mm)	
62185202G	20" (508 mm)		
62185222G	22" (559 mm)		
62185242G	24" (610 mm)		



## 16-GAUGE RICHELIEU HEAVY-DUTY BRACKETS

Heavy-duty double slot bracket for residential applications. 1 1/4" (32 mm) vertical adjustment

Sold by unit

PRODUCT	FINISH	LENGTH	QTY/BOX
621821090	Black	10 1/2" (267 mm)	10
621821290	Black	12 1/2" (318 mm)	
621821490	Black	14 1/2" (368 mm)	
621821890	Black	18 1/2" (470 mm)	
621822490	Black	24" (610 mm)	
621821030	White	10 1/2" (267 mm)	
621821230	White	12 1/2" (318 mm)	
621821430	White	14 1/2" (368 mm)	
621821830	White	18 1/2" (470 mm)	
621822430	White	24" (610 mm)	

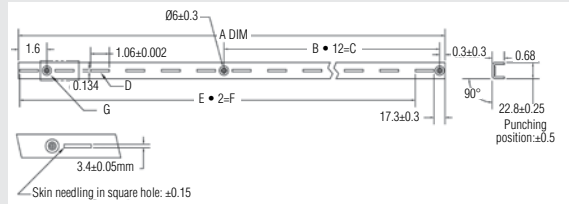


### 12-GAUGE HEAVY-DUTY STANDARDS WITH SINGLE SLOT

Heavy-duty standard with 2" (51 mm) vertical intervals and 1" (25 mm) long slots provides superior carrying strength for commercial shelving needs.

Sold by unit

PRODUCT	FINISH	LENGTH	WIDTH	QTY/BOX
6287362G	Zinc	36" (914 mm)	7/8" (22 mm)	10
6287482G		48" (1219 mm)		
6287602G		60" (1524 mm)		
6287722G		72" (1829 mm)		
6287842G		84" (2134 mm)		
6287962G		96" (2438 mm)		

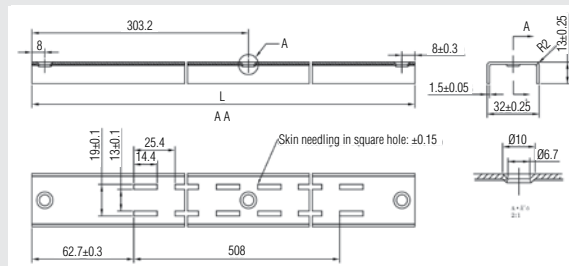


### 16-GAUGE DOUBLE SLOT STANDARDS

Double slot standard designed for long runs of shelving.

Sold by unit

PRODUCT	FINISH	LENGTH	WIDTH	QTY/BOX
62852430	White	24" (610 mm)	1 1/4" (32 mm)	10
62853630		36" (914 mm)		
62854830		48" (1219 mm)		
62857230		72" (1829 mm)		
62858430		84" (2134 mm)		
6285242G	Zinc	24" (610 mm)	1 1/4" (32 mm)	10
6285362G		36" (914 mm)		
6285482G		48" (1219 mm)		
6285602G		60" (1524 mm)		
6285722G		72" (1829 mm)		
6285842G		84" (2134 mm)		
6285962G	96" (2438 mm)			



### 14-GAUGE HEAVY-DUTY DOUBLE SLOT STANDARDS

Double slot heavy-duty standard for residential applications. 1 1/4" (32 mm) vertical adjustment

Sold by unit

PRODUCT	FINISH	LENGTH	WIDTH	QTY/BOX
62822890	Black	28" (711 mm)	1 1/16" (27 mm)	10
62823990		39" (991 mm)		
62824890		48" (1219 mm)		
62826390		63" (1600 mm)		
62827890		78" (1981 mm)		
62829490		94" (2388 mm)		
62822830	White	28" (711 mm)	1 1/16" (27 mm)	10
62823930		39" (991 mm)		
62824830		48" (1219 mm)		
62826330		63" (1600 mm)		
62827830		78" (1981 mm)		
62829430		94" (2388 mm)		





