



**Synchron**  
by ALNIC

CUSTOM-MADE CABINET DOORS  
WITH TEXTURED SURFACES

Modern Structures | Patterns | Natural



**Richelieu**

Our **Syncron** custom-made cabinet doors offer many opportunities for woodworking professionals to carry out any type of project. This offering is a collection of modern structures and designs which give cabinet doors a highly decorative and extraordinarily natural look.

The **Syncron** collection is available in the Verona, Genova and Milano models, and is offered in a wide variety of colors. These products include a selection of wood grain finishes with intense and attractive colors.

## KEY FEATURES

- 18 mm (23/32") thick particleboard for all doors and custom-made components
- Doors are edgebanded using PUR adhesive technology



## ADVANTAGES

- Matching edgebanding, structured finish
- Both sides of the panel are the same color
- High stain and abrasion resistance
- High thermal resistance
- Easy maintenance

This door collection allows you to create modern and elegant combinations for kitchens, bathrooms, closet organizers and interior designs.



## DOOR STYLE OPTIONS


### VERONA

One-piece door (slab)



### GENOVA

Three-piece Euro Assembly



### MILANO

Five-piece Euro Assembly



• Euro Assembly means that all components are edgebanded prior to assembly.

Models	Thickness	Width (stile-rail)	Minimum Height	Minimum Width	Maximum Height	Maximum Width	Maximum (for warranty)
VERONA (SLAB) Horizontal grain	23/32" / 18 mm	N/A	2 3/4" / 70 mm	6 3/8" / 162 mm	48" / 1219 mm	96" / 2438 mm	81" / 2057 mm
VERONA (SLAB) Vertical grain		N/A	6 3/8" / 162 mm	2 3/4" / 70 mm	96" / 2438 mm	48" / 1219 mm	81" / 2057 mm
GENOVA Horizontal grain		3" / 76 mm	8 7/8" / 225 mm	5" / 127 mm	48" / 1219 mm	96" / 2438 mm	81" / 2057 mm
MILANO		3" / 76 mm	7" / 178 mm	9" / 229 mm	48" / 1219 mm	48" / 1219 mm	50" / 1270 mm
MILANO Drawer		3" / 76 mm	7" / 178 mm	9" / 229 mm	18" / 457 mm	48" / 1219 mm	50" / 1270 mm
MILANO Drawer - reduced profile		2 1/4" / 57 mm	5 1/2" / 140 mm	9" / 229 mm	18" / 457 mm	48" / 1219 mm	50" / 1270 mm

## SPECIALTY DOORS

### MILANO

Frame door



### MULTIPLE PANELS

Milano two-panels



### MULTIPLE PANELS

Milano three-panels



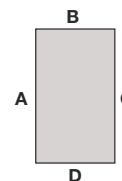
Models	Thickness	Width (stile-rail)	Minimum Height	Minimum Width	Maximum Height	Maximum Width	Maximum (for warranty)
MILANO Frame door			7" / 178 mm	9" / 229 mm		48" / 1219 mm	50" / 1270 mm
MILANO (2 PANELS) Vertical crosspiece			8 7/8" / 225 mm	11 1/2" / 292 mm		94" / 2388 mm	72" / 1829 mm
MILANO (3 PANELS) Vertical crosspiece	23/32" / 18 mm	3" / 76 mm	8 7/8" / 225 mm	15 1/2" / 394 mm	48" / 1219 mm	94" / 2388 mm	72" / 1829 mm
MILANO (2 PANELS) Horizontal crosspiece			8 7/8" / 225 mm	11 1/2" / 292 mm		94" / 2388 mm	72" / 1829 mm
MILANO (3 PANELS) Horizontal crosspiece			8 7/8" / 225 mm	15 1/2" / 394 mm		94" / 2388 mm	72" / 1829 mm

## CUT-TO-SIZE PANELS AND COMPONENTS



Our **cut-to-size panels and components** are manufactured to your specifications. They can be edgebanded on all sides with 1 mm ABS matching edgeband or have designated edges unfinished.


Thickness	Minimum Height	Minimum Width	Maximum Height	Maximum Width	Maximum (for warranty)
3/4" / 19 mm - Horizontal grain	2 3/4" / 70 mm	6 3/8" / 162 mm	48" / 1219 mm	96" / 2438 mm	81" / 2057 mm
3/4" / 19 mm - Vertical grain	6 3/8" / 162 mm	2 3/4" / 70 mm	96" / 2438 mm	48" / 1219 mm	81" / 2057 mm



Specify which sides need to be edgebanded.



### TYPES OF SEQUENCING



#### Non-sequenced method

Doors will be fabricated at random, and each one will display its own characteristics (graining, shade, etc.). This method is the standard method of production in the industry.



#### Sequenced method\*

The production of doors takes into account the exact position of each door relative to the next; each door becomes a visual extension of the adjacent doors. This method results in a harmonious look for the entire project.

A surcharge for this method is applied. Please use our Web program to order. Production plan required.

\* Sequenced method cannot exceed size of board (46" x 106"), including spacing and cuts made during fabrication.

\* Available only for the Verona (slab) model.

Column




Column and row



T row assembly



T column assembly



### COMPLEMENTARY PRODUCTS

#### Edgebanding



#### Panels



Check for product availability with your Richelieu distributor or at [www.richelieu.com](http://www.richelieu.com)

## COLLECTIONS | AVAILABLE PATTERNS

### ART OAK Collection



Grigio Oak (S38)



Smokey Oak (S39)

### COMO ASH Collection



Pale Ash (S36)



Gold Ash (S37)

### OXID Collection\*



Platino (S60)\*



Bronce (S62)\*



Titanio (S61)\*



Cobalto (S63)\*

### IDA Collection



Crema (S31)



Café (S32)



Espresso (S27)

### MURATTI Collection



Nieve (S30)



Arena (S28)



Tierra (S29)

\* **Genova** and **Milano** door styles are not available in S60, S61, S62 or S63 patterns.  
Visit our website and try our step-by-step quick and simple Web module under the *Cabinet Doors* section.

Images are not to scale. Actual colors may differ from printed reproductions. For optimum precision, request product samples.



## Serving you across North America

UNITED STATES

Tel. : 1 877 556-5150

Fax : 1 877 556-5151

[www.richelieu.com](http://www.richelieu.com)



SYNCRONDRUSBRE  
Printed in Canada \$2