








Lighting Solutions

LED Lighting	Aluminum Profiles	Halogen Lighting
Section 8A 	Section 8B 	Section 8C 
Fluorescent Lighting	Incandescent Lighting	Outlets and Switches
Section 8D 	Section 8E 	Section 8F 
Power Bars, Power Boxes and Chargers		
Section 8G 		

SECTION 8

SCREWS AND FASTENERS	1
FURNITURE EQUIPMENT	2
HINGES	3
SLIDES	4
CASTERS AND LEGS	5
KITCHEN SOLUTIONS	6
CLOSET SOLUTIONS	7
LIGHTING SOLUTIONS	8
SINKS AND FAUCETS	9
OFFICE	10
SLIDING DOORS SYSTEMS	11
GLASS HARDWARE	12
PANELS AND SURFACES	13
EDGEBANDING	14
CABINET DOORS AND DRAWERS	15
CORBELS, FLOOR REGISTERS AND WINE CELLARS	16
GLUES, SILICONES, CAULK AND INSULATING	17
TOOLS AND SECURITY	18
FINISHING PRODUCTS, ABRASIVES AND SHOP SUPPLIES	19
COMMERCIAL DISPLAY HARDWARE	20
MOLDING, RAILING AND BATHROOM PARTITION HARDWARE	21

LED

A LED (light-emitting diode) offers consistent color quality and no UV light, so it won't fade product. It is ideal for accent lighting in furniture, cabinets and displays, where light is required in tight spaces. When the power to a LED is converted into light, minimal heat is produced which makes them an especially safe light source in any environment. LED lights have a remarkable long life due to the fact that they do not use bulbs; there is an electronic component that emits its highest light output for up to 50,000 hours. With a lower consumption per watt, available in both warm and cool white. LED lights are at the cutting edge of lighting technology and the ideal solution for all commercial designs!

HALOGEN

Halogen fixtures generate a white, vibrant light, they last longer and produce more lumens per watt than the traditional incandescent versions. With an average life cycle of 2000 to 4000 hours, halogen solutions remain an excellent option for counter lighting.

FLUORESCENTS

Fluorescents produce less heat and are chosen due to their energy efficiency. They are engineered to send light in all directions, providing excellent light coverage. T4 and T5 compact solutions make the installation of residential or commercial lighting the easiest of all lighting options. Under kitchen cabinets they act as task lighting for a countertop. In a display cabinet they show off prized possessions.

XENON

Xenon lighting combines the advantages of a longer life bulb and lower bulb temperatures making them incredibly efficient and a wise choice for lighting.

INCANDESCENT: THE DEPENDABLE ORIGINAL

The classic "normal light bulb" we're all familiar with. These bulbs have a very thin tungsten filament housed inside a glass sphere. Incandescent bulbs are inexpensive and really available in a variety of wattage and shapes. They produce a yellowish-white light that is emitted in all directions.

Legend



Wattage



Diameter



Width



Height



Depth



Borehole



Degree
of Swivel



Average
Life



Energy Efficient



Dimmable



Touch Function



Battery Operated



Motion Sensor



USB



Included Product(s)



Attention !
Items to consider when creating
your lighting environment.



Used with...
Shows the versatility
of this accessory.

Lighting Solutions | LED Lighting

LED Skate 1.6W

New LED lighting model created by Giuseppe Bavuso.

- Master lights include a built-in touch LED switch to control on/off and the intensity of all the other lights
- One master light can control up to 8 slave lights (with 15W max. power supply) or 17 slave lights (with 30W max. power supply)
- Required: LED power supply 51206 (6W), 51215 (15W), 30141225 (25W), 51230 (30W), 30141250 (50W) or 51260 (60W)

Includes:

- 78" Quick connect cable to connect between LED and power supply

PRODUCT	LIGHT	DESCRIPTION	FINISH
109122030	Warm White	Touch function	White
109124030	Neutral White	Touch function	White
119122030	Warm White	Without touch function	White
119124030	Neutral White	Without touch function	White

LED Kite 1.6W

New LED lighting model created by Giuseppe Bavuso.

- Master lights include a built-in touch LED switch to control on/off and the intensity of all the other lights
- One master light can control up to 8 slave lights (with 15W max. power supply) or 17 slave lights (with 30W max. power supply)
- Required: LED power supply 51206 (6W), 51215 (15W), 30141225 (25W), 51230 (30W) 30141250 (50W) or 51260 (60W)

Includes:

- 78" Quick connect cable to connect between LED and power supply

PRODUCT	LIGHT	DESCRIPTION	FINISH
108122010	Warm White	Touch function	Aluminum
108124010	Neutral White	Touch function	Aluminum
118122010	Warm White	Without touch function	Aluminum
118124010	Neutral White	Without touch function	Aluminum

LED Smally Puck Light 12V dc – 3W

SMALLY is an innovative 3W LED spotlight with a wide light beam designed to be installed recessed or surface mounted. Consistent and wide flow devoid of the typical LED spotlight dotted effect feature. SMALLY integrates a special optic that appears neutral and uniform, even when the device is switched off. Italian Design! Exclusive to Richelieu.

- Works with Touch Me (152125601), Call Me (152127010) and Capsens (152126003) switching options

Includes:

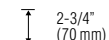

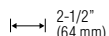
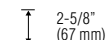

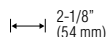
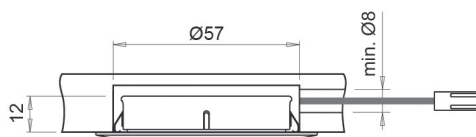
- 78" Quick connect cable to connect light to power supply

PRODUCT	LIGHT	KELVIN COLOR TEMPERATURE	FINISH
153122010	Warm White	3,000° K	Aluminum
153124010	Neutral White	4,300° K	Aluminum


Requires one of the following products:

12V Power Supplies – 51206 (6W), 51215 (15W), 30141225 (25W), 51230 (30W), 30141250 (50W) or 51260 (60W)

Trim Ring – 15312010, 20° Angled Trim Ring – 15214010



Richelieu Section 8A



Pictogram Legend p8A2

CCRMUS 2017

Page 8A3

LED York 12V DC – 1.6W

The 1.6W YORK is an LED lighting fixture composed of a 24 high-performance LED modules. A special integrated infrared electronic proximity sensor allows for installation inside top cupboards and cabinets at a distance of up to 100 mm from the edge of the door. The angle of the light fixture ensures exceptional light projection, without glare, inside the top cupboard.

- Length 5-5/16" (135 mm)

Included Product(s):

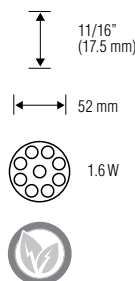
- 12V DC quick connect system, no soldering of wires. Includes a 78" quick connect cable

PRODUCT	LIGHT	KELVIN COLOR TEMPERATURE	DESCRIPTION	FINISH
150122010	Warm White	3,000° K	With integrated IR switch	Aluminum
150124010	Neutral White	4,000° K	With integrated IR switch	Aluminum
151122010	Warm White	3,000° K	Without switch	Aluminum
151124010	Neutral White	4,000° K	Without switch	Aluminum

Requires one of the following products:

12V Power Supplies – 51206 (6W), 51215 (15W), 30141225 (25W), 51230 (30W), 30141250 (50W) or 51260 (60W)

Trim Ring – 15312010, 20° Angled Trim Ring – 15214010



LED Date 12V DC – 3.4W

DATE is a versatile spotlight for diffused lighting that incorporates the new LED COB (Chip on Board) technology. For customers looking for a high powered LED European made and designed light without the cluster diode (dots). Easy quick connect system. 12V dc system product additions to Group A from the lighting brochure. Affordable LED Italian made light, exclusive to Richelieu. Two different trim rings available for surface mounting (sold separately).

- Color Rating Index (CRI) 80
- Designed for flush mounting inside a 68 mm hole
- Use hole saw suggested item #BSHB263 with a depth of only 12 mm
- Friction fit installation

Included Product(s):

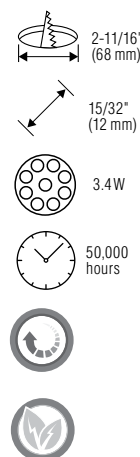
- Includes convenient quick connect at base of light allows for easy installation or replacement and a 78" cable to connect to power supply (sold separately).

PRODUCT	LIGHT	KELVIN COLOR TEMPERATURE	FINISH
152122010	Warm White	3,000° K	Aluminum
152124010	Neutral White	4,000° K	Aluminum

Requires one of the following products:

12V Power Supplies – 51206 (6W), 51215 (15W), 30141225 (25W), 51230 (30W), 30141250 (50W) or 51260 (60W)

Trim Ring – 15312010, 20° Angled Trim Ring – 15214010



Pictogram Legend p8A2

LED Leaf for Cabinets

LED Leaf is perfectly designed for inside cabinet applications. Equipped with an electronic presence sensor, the sensor detects when doors are open lighting immediately. When the door is closed, it will wait for 30 sec. before automatically shutting off.

- Made in Italy exclusively for Richelieu
- Required: LED power supply 51215 (15W), 30141225 (25W), 51230 (30W) or 30141250 (50W)

Includes:

- 78" Quick connect cable to connect between LED and power supply

PRODUCT	LIGHT	FINISH	LENGTH	WATTAGE
108120410	Neutral White	Aluminum	16.1"	1.92 W
108120560	Neutral White	Aluminum	22"	2.64 W
108120860	Neutral White	Aluminum	33.8"	4.08 W
108121160	Neutral White	Aluminum	45.7"	5.52 W

LED Leaf for Drawers

This light is designed for inside drawer application and is equipped with an electronic limit sensor.

- Made in Italy exclusively for Richelieu
- Required: LED power supply 51215 (15W), 30141225 (25W), 51230 (30W) or 30141250 (50W)

Includes:

- 78" Quick connect cable to connect between LED and power supply

PRODUCT	LIGHT	FINISH	LENGTH	WATTAGE
108120450	Neutral White	Aluminum	17.7"	1.68 W
108120600	Neutral White	Aluminum	23.6"	2.4 W
108120900	Neutral White	Aluminum	35.4"	3.84 W
108121200	Neutral White	Aluminum	47.2"	5.28 W

LED Folio Simple 1W

Enjoy the new designs in surface-mounted lighting at Richelieu. LED FOLIO highlights kitchen cabinet doors, displays or shelves.

- Made in Italy exclusively for Richelieu
- Required: LED power supply 51215 (15W), 30141225 (25W), 51230 (30W) or 30141250 (50W)

Includes:

- 78" Quick connect cable to connect between LED and power supply

PRODUCT	LIGHT	FINISH	LENGTH
1081220109	Warm White	Aluminum	9 1/16"
1081240109	Neutral White	Aluminum	9 1/16"

1.92W, 2.61W,
4.08W or 5.92W

50,000 h

1-7/16"
(37 mm)

11/16"
(17 mm)



2.88W, 3.84W
4.56W or 6W

50,000 h

1-7/16"
(37 mm)

11/16"
(17 mm)



1W



50,000 h

9"
(229 mm)

2-3/16"
(56 mm)



Richelieu Section 8A



Pictogram Legend p8A2

CCRMUS 2017

LED Folio Double 2.4 W

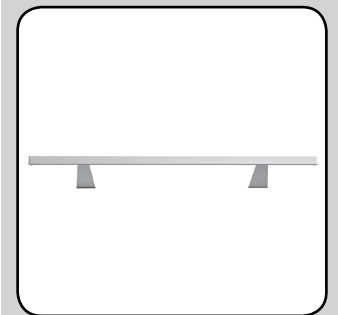
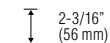
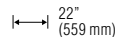
Enjoy the new designs in surface-mounted lighting at Richelieu. LED FOLIO highlights kitchen cabinet doors, displays or shelves.

- Made in Italy exclusively for Richelieu
- Required: LED power supply 51215 (15W), 30141225 (25W), 51230 (30W) or 30141250 (50W)

Includes:

- 78" Quick connect cable to connect between LED and power supply

PRODUCT	LIGHT	FINISH	LENGTH
1081220222	Warm White	Aluminum	22 1/16"
1081240222	Neutral White	Aluminum	22 1/16"



LED Nova

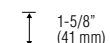
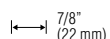
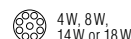
Richelieu's New Nova is an LED light encased in the standard T5 housing.

- Built-in constant-current drive
- Required: LED power cord: 4511240070 (70")

Includes:

- One fixture, 4,100° K T5 housing, Plexiglas, hardware mounting kit (plastic clips and direct connector), and a convenient on/off switch located on the fixture

PRODUCT	LIGHT	FINISH	LENGTH	WATTAGE
4511240413	Neutral White	White	13"	4 W
4511240823	Neutral White	White	24"	8 W
4511241435	Neutral White	White	35"	14 W
4511241847	Neutral White	White	47"	18 W



Suggested Product(s):

LED connecting cable: 4511240006 (6"), 4511240012 (12"), 4511240020 (20"), 4511240040 (40")

LED Metris Recessed Spotlight 1.7 W


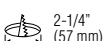


An outstanding spotlight with 24 LEDs and performing optics (400 lux).

- Easy to install
- Required: LED power supply 30624, 32524 (30W max.) or 37524 (75W max.)

Includes:

- 79" Quick connect cable to connect between LED lights and power supply

PRODUCT	LIGHT	FINISH
159121010	Cool White	Aluminum
159122010	Warm White	Aluminum



Suggested Product(s):

310127889 – Remote control dimmer, 310127899 – Motion activation switch, 310127880 – Dimmer, 310127000 – Terminal block, 310127888 – Rotary dimmer, 310127898 – 98" connecting cable

Requires one of the following products:

24V Power Supplies – 52415 (15W), 30624 (6W), 32524 (30W) or 317524 (75W)

Trim Ring – 15912010, 20° Angle Trim Ring – 15914010

Pictogram Legend p8A2

LED Round Surface Mount Light 1.2W

High quality spotlight.

- Easy to install
- Required: LED power supply 30624, 32524 (30W max.) or 37524 (75W max.)

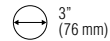
Includes:

- 98" Quick connect cable to connect between LED and power supply

PRODUCT	LIGHT	FINISH
314121170	Cool White	Silver
314122170	Warm White	Silver

Suggested Product(s):

310127889 – Remote control dimmer, 310127899 – Motion activation switch, 310127880 – Dimmer, 310127000 – Terminal block, 310127888 – Rotary dimmer, 310127898 – 98" connecting cable



LED Square Surface Mount Light 1.2W

High quality spotlight.

- Easy to install
- Required: LED power supply 30624, 32524 (30W max.) or 37524 (75W max.)


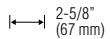
Includes:

- 98" Quick connect cable to connect between LED and power supply

PRODUCT	LIGHT	FINISH
313121170	Cool White	Silver
313122170	Warm White	Silver

Suggested Product(s):

310127889 – Remote control dimmer, 310127899 – Motion activation switch, 310127880 – Dimmer, 310127000 – Terminal block, 310127888 – Rotary dimmer, 310127898 – 98" connecting cable



LED Stick2® 1.6W or 2.4W

Stick2® has now eliminated any dark spots from your linear LED lighting solution.

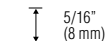
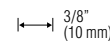
- Required: LED power supply 30624, 32524 (30W max.) or 37524 (75W max.) and 98" power cord cable 3131298

PRODUCT	LIGHT	FINISH	LENGTH	WATTAGE
3131220108	Warm White	Aluminum	8"	1.6W
3131240108	Neutral White	Aluminum	8"	1.6W
3131220212	Warm White	Aluminum	12"	2.4W
3131240212	Neutral White	Aluminum	12"	2.4W
3131222412*	Warm White	Aluminum	12"	2.4W
3131242412*	Neutral White	Aluminum	12"	2.4W



*Power Cable Included

Suggested Product(s):

LED connecting cable: 3131201 (1"), 3131212 (12"), ou 3131239 (39"), 310127889 – Remote control dimmer, 310127899 – Motion activation switch, 310127880 – Dimmer, 310127000 – Terminal block, 310127888 – Rotary dimmer, 310127898 – 98" connecting cable



Richelieu Section 8A



Pictogram Legend p8A2

CCRMUS 2017

LED TwinStick2® 3W or 4.4W

Extremely high light output, similar to T5 fluorescent light fixtures.

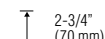
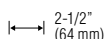
- Required: LED power supply 30624, 32524 (30W max.) or 37524 (75W max.) and 98" power cord cable 3131298

PRODUCT	LIGHT	FINISH	LENGTH	WATTAGE
3221220308	Warm White	Aluminum	8"	3W
3221240308	Neutral White	Aluminum	8"	3W
3221220412	Warm White	Aluminum	12"	4.4W
3221240412	Neutral White	Aluminum	12"	4.4W
322122412*	Warm White	Aluminum	12"	4.4W
322124412*	Neutral White	Aluminum	12"	4.4W

*Power Cable Included

Suggested Product(s):

LED connecting cable: 3221201 (1"), 3221212 (12"), ou 3221239 (39"), 310127889 – Remote control dimmer, 310127899 – Motion activation switch, 310127880 – Dimmer, 310127000 – Terminal block, 310127888 – Rotary dimmer, 310127898 – 98" connecting cable



LED 3W

New high powered 3W LED light with solid aluminum housing.

- Frosted glass lens
- Required: LED power supply 8990 (9W max.), 1551218 (18W max.), 1551018 (18W max. with integrated passive IR sensor), 1551170 (18W max. with dimmer) or 1551090 (18W max. with infrared IR sensor)

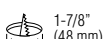

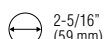
Includes:

- 59" Quick connect cable to connect between LED lights and power supply

PRODUCT	LIGHT	FINISH
155121090	Cool White	Black
155122090	Warm White	Black
155121170	Cool White	Stainless
155122170	Warm White	Stainless

Suggested Product(s):

Trim ring for surface mounting: 15552170 (aluminum), 15552090 (black), 15513170 (triangle) or 15514170 (20°), LED connecting cable: 899040 (40") or 899079 (79")



LED 3W

New High Powered 3W Square LED Light with solid aluminum housing.

- Frosted glass lens
- Required: LED power supply 8990 (9W max.), 1551218 (18W max.), 1551018 (18W max. with integrated passive IR sensor), 1551170 (18W max. with dimmer) or 1551090 (18W max. with infrared IR sensor)

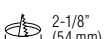

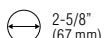
Includes:

- 59" Quick connect cable with plug for connections between LED lights and power supply

PRODUCT	LIGHT	FINISH
156121170	Cool White	Brushed Nickel
156122170	Warm White	Brushed Nickel

Suggested Product(s):

Trim ring for surface mounting: 15552170 (aluminum), LED connecting cable: 899040 (40") or 899079 (79")



Pictogram Legend p8A2

LED Invoke with Tilt and Swivel 3W

New high powered 3W LED light with solid aluminum housing.

- 20° swivel with 40° light beam
- Required: LED power supply 8990 (9W max.), 1551218 (18W max.), 1551018 (18W max. with integrated passive IR sensor), 1551170 (18W max. with dimmer) or 1551090 (18W max. with infrared IR sensor)

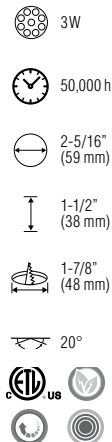
Includes:

- 59" Quick connect cable to connect between LED lights and power supply

PRODUCT	LIGHT	FINISH
154121170	Cool White	Brushed Nickel
154122170	Warm White	Brushed Nickel

Suggested Product(s):

Trim Ring for surface mounting: 15662170, 15552170, 15552090, 15513170 or 15514170,
LED connecting cable: 899040 (40") or 899079 (79")



LED Recessed High-Output 3W

This fixture was intended for installation in locations where high levels of light are desired.

- LED fixture with only 3W consumption (3 x 1W LED) with extremely low heat emission
- Required: LED power supply 788D18 (18W max. to be used with dimmer)

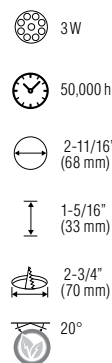
Includes:

- 79" Quick connect cable to connect between LED lights and power supply

PRODUCT	LIGHT	FINISH
201121170	Cool White	Stainless
201122170	Warm White	Stainless

Suggested Product(s):

LED connecting cable: 76636 (36") or 76672 (72")



LED 1W Mini-Eye

A small lighting solution that packs a big design punch! This mini LED is the perfect solution for all applications where minimal installation dimensions are essential.

- Extremely small dimensions: Recessed depth 1/2", diameter 1"
- LED fixture with only 1W consumption and extremely low heat emission
- Average rated life of 50,000 hours
- Required: A power supply 788D18 18W electronic dimmable power supply (which REQUIRES item 310127888). Dimming system limits: 10% minimum to 100% maximum.


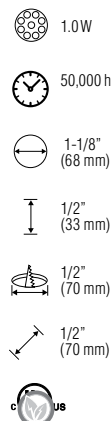
Includes:

- 51" Quick Connect cable with plug for connection between LED light and power supply

PRODUCT	LIGHT	FINISH
445121170	Cool White	Stainless Steel
445122170	Warm White	Stainless Steel

Suggested Product(s):

7773 – LED Terminal Block, 76636 – LED Connecting Cable 36", 76672 – LED Connecting Cable 72",
PF3411 – Wire Management Molding, PF3430 – Wire Management Molding



Pictogram Legend p8A2

CCRMUS 2017

LED Lumino Flexible Tape Light 12" – 2.4 W

The LED flexible tape light offers easy installation for all your lighting needs. Flexible mounting creates straight lines and allows for installation in and around curves and angles. Sold in 12" increments that can be cut in half.

- Required for LED LUMINO LED power cord: 71242090 (20" black), 71244090 (40" black), 71247990 (79" black), 71242030 (20" white), 71244030 (40" white), 71247930 (79" white)
- Required: LED power supply 2652412 (12W max.), 2651236 (36W max.) or 2651260 (60W max.)

PRODUCT	LIGHT	FINISH
712121	Cool White	White
712122	Warm White	White
712124	Neutral White	White

Suggested Product(s):

"L" connector: 712L121 cool white, 712L124 neutral white, 712L122 warm white.

"T" connector: 712T121 cool white, 712T124 neutral white, 712T122 warm white.

"X" connector: 712X121 cool white, 712X124 neutral white, 712X122 warm white.

Connecting cable: 71202090 (20" black), 71204090 (40" black), 71207990 (79" black), 71202030 (20" white), 71204030 (40" white), 71207930 (79" white), 71247030 4 level dimming control unit for tape light.




2.4 W



50,000 h



3/8"
(10 mm)



LED Flexible Tape Light Roll 58W Total

Practical! This tape light can be cut every 10cm (3.94") or after every 6th LED.

- 13' long (4 m), 14.4W per meter (3')
- Requires power cord if you are cutting the tape light roll to start a NEW run
- REQUIRED FOR FLEXIBLE TAPE LIGHT ROLL: Quick connect power cord: 5042090 (20" black), 5042030 (20" white), 5044090 (40" black), 5044030 (40" white), 5047990 (79" black), 5047930 (79" white)
- Required: LED power supply 2652412 (12W max.), 2651236 (36W max.) or 2651260 (60W max.)

Includes:

- One power cord starter lead with each roll

PRODUCT	LIGHT	FINISH
50460121	Cool White	White
50460122	Warm White	White
50460124	Neutral White	White

Suggested Product(s):

Quick Connect Connecting Cable: 504602 (2"), 504620 (20"), 504640 (40") or 504679 (79"), 504600 Direct Quick Connect (white only), 71247030 4-step touch dimmer.



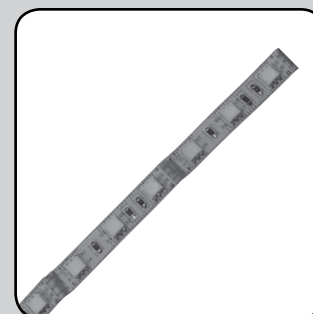
58 W



50,000 h



3/8"
(10 mm)



Pictogram Legend p8A2

LED Linea Linear Light 4.5W or 10W

Install in seconds with the easy mounting clips or powerful magnet both included with each strip.

- High intensity 120° beam angle
- Required: LED power supply: 2652412 (12W max.), 2651236 (36W max.) or 2651260 (60W max.)

Includes:

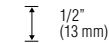
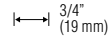
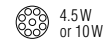
- Mounting kit No 2651200: Clips and screws, magnet, 6" Connecting cable and direct connector

PRODUCT	LIGHT	DESCRIPTION	LENGTH	WATT
2661241024	Neutral White	Without switch	24"	10W
2661240412	Neutral White	Without switch	12"	4.5W
2661221024	Warm White	Without switch	24"	10W
2661220412	Warm White	Without switch	12"	4.5W
2651241024	Neutral White	Touch function	24"	10W
2651240412	Neutral White	Touch function	12"	4.5W
2651221024	Warm White	Touch function	24"	10W
2651220412	Warm White	Touch function	12"	4.5W
2641241024	Neutral White	Dimmable	24"	10W
2641240412	Neutral White	Dimmable	12"	4.5W
2641221024	Warm White	Dimmable	24"	10W
2641220412	Warm White	Dimmable	12"	4.5W

Suggested Product(s):

LED connecting cable: 2651201 (2"), 2651212 (12"), 2651240 (40") or 2651279 (79").

Power cord extension: 26512712 (12") or 26512736 (36"), 2651270306 3-way splitter, 2651245 45° metal clips, 2651200 Hardware mounting kit.



LED 3W New Vision

The only solution you need for any and every application. Switch with ease from cool white to neutral white to warm white with one touch! Frosted glass cover with inside glossy aluminum reflector.

- High-quality CREE LED
- Required: LED power supply 71550 (18W max.)

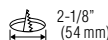
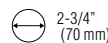
Includes:

- 59" Quick connect cable to connect between LED lights and power supply

PRODUCT	FINISH
155123170	Aluminum

Suggested Product(s):

LED connecting cable: 7155040 (40") or 7155079 (79")



Pictogram Legend p8A2

CCRMUS 2017

LED 0.375W Shelf Clip

An extraordinary lighting effect can be obtained with a penetrating LED light beam carried through a glass shelf edge. Designed to clip to the back of any glass shelf, this is an easy way to add a unique lighting effect.

- Small dimensions make the clip nearly invisible!
- Measures only 45 mm x 25 mm x 12 mm, including 50 mm wire
- Each power supply can power up to 18 clips
- Adjustable stainless clip can be used for glass thicknesses of 3/16" (4 mm) to 5/16" (8 mm)

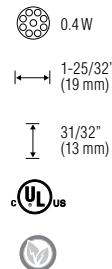
Includes:

- 18" Quick Connect cable with a clip

PRODUCT	LIGHT	FINISH
2547122	Warm White	Stainless Steel

Suggested Product(s):

254712 – LED Glass Clip Power Supply, 31221 – Touch On/Off Switch, 3121 – Push-Button Switch



LED Piccolo Linear Light

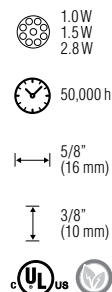
A new easy-to-install light will set your designs apart, letting you lead the pack!

- Extremely small dimensions
- Required for LED PICCOLO: 98" LED power cord 33012098
- Required: LED power supply 1452412 (24W max.)

Includes:

- Mounting kit No 33012000

PRODUCT	LIGHT	FINISH	LENGTH	WATTAGE
3301220106	Warm White	Aluminum	6"	1W
3301240106	Neutral White	Aluminum	6"	1W
3301220208	Warm White	Aluminum	8"	1.5W
3301240208	Neutral White	Aluminum	8"	1.5W
3301220212	Warm White	Aluminum	12"	2.8W
3301240212	Neutral White	Aluminum	12"	2.8W



Suggested Product(s):

LED connecting cable: 33012001 (1"), 33012020 (20"), 33012040 (40"), 33012079 (79").
31225 – On/Off rocker switch.

LED Furniture Light 2.2 W

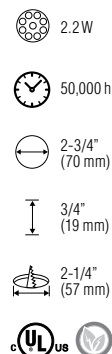
Make your furniture unique with Richelieu's New 2.2W LED Furniture puck light!

- Connect up to 10 lights inline on one power supply
- Required: LED power supply 1452412 (24W max.)

Includes:

- 12" Quick connect cable with plug for connections between LED lights and power supply

PRODUCT	LIGHT	FINISH
145121090	Neutral White	Black
145122090	Warm White	Black
145121195	Neutral White	Satin Nickel
145122195	Warm White	Satin Nickel



Suggested Product(s):

LED connecting cable: 14512 (12"), 14540 (40") or 14579 (79"). 31225 On/Off switch.

Pictogram Legend p8A2

Lighting Solutions |

LED Lighting

LED Control 8.2W

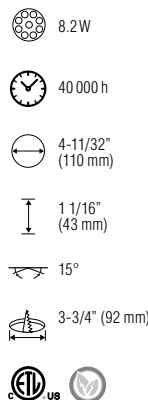
High-output light for cabinets or trophy cases, Richelieu's LED Control 8.2W light is the perfect solution to light up those dark spots!

- Swivel feature allows you to direct the light exactly where you need it
- Six quality CREE LEDs

Includes:

- Each light includes its own power supply 350 m ETL-certified power supply included in the box with a 10' (3 m) power cord

PRODUCT	LIGHT	FINISH
361121170	Cool White	Aluminum
361122170	Warm White	Aluminum



LED Verso Reading Light 1W

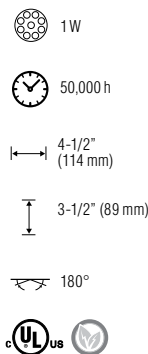
Add a touch of elegance and functionality to any headboard or other location where directional and focused lighting is needed with Richelieu's 1W LED Verso light.

- One quality CREE LED at 1W only!
- High-intensity 30° beam angle

Includes:

- 96" power supply with detachable connection cable allowing for easy installation and minimizes drilling. Power supply included

PRODUCT	LIGHT	FINISH
110122010	Warm White	Brushed Nickel
110124010	Neutral White	Brushed Nickel



LED Prime Office Task Light 7.5W

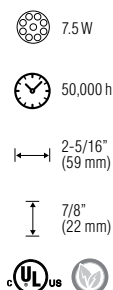
Richelieu's new LED 20" Prime has a 180° swivel feature that allows for complete control. Magnet for metal shelf installation or easily access the screw holes for wood shelf installation, thanks to the 180° swivel feature.

- Aluminum body construction with a clear lens
- Built in LED power supply

Includes:

- one 9' power cord, built in LED power supply and one 20" connecting cable

PRODUCT	LIGHT	FINISH	LENGTH
26121090	Cool White	Black	20"
26121100	Cool White	Silver	20"



Richelieu Section 8A



Pictogram Legend p8A2

CCRMUS 2017

Page 8A13

LED Pure Desk Lamp 5W

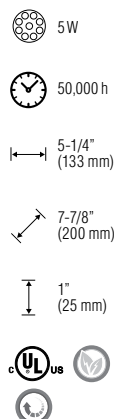
Contemporary look, built with functionality in mind! While other desk lamps have only one or two points of articulation, Richelieu's LED 5W desk lamp with gooseneck arm and swivel head offers a full range of flexibility in directing your light where you need it!

- Strong gooseneck arm, 25" in length, for complete flexibility and control of your light (length of arm from the base to the lamp: 26-3/8" (670 mm))
- 3-step dimmer function built into base for easy control of light levels with just a single touch (ON at 6%, 50%, 100% and OFF)

Includes:

- Two high-powered CREE LED Chip Technology for a total of 5W, built-in 3-step touch dimmer, power supply

PRODUCT	LIGHT	FINISH
2089090	Neutral White	Silver



SlimLED RGB Kit – 21.6W

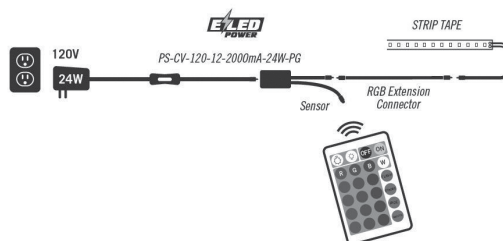
LED RGB (red, green, blue) color changing tape light kit. Innovative LED lighting that has an ultra slim lightweight profile. Ideal for use with our aluminum profiles.

- 3M tape adhesive
- IP22 - Indoor installation only
- Easy installation - just peel and stick
- Each strip is equipped with energy-saving LEDs for reducing power consumption and costs
- Length: 3,05 m
- With integrated On/Off Switch

Products included in kit:

- Remote control to operate color changing
- 3.5' additional cord length to allow for more distance between the power supply and light
- RGB remote and receiver
- 12V DC 24W power supply wall adapter type: 3 x 2 x 1-1/2"
- 4' primary cord with inline on/off switch

PRODUCT	LIGHT	WATTAGE
3014118742	Color Changing	21,6W



Pictogram Legend p8A2

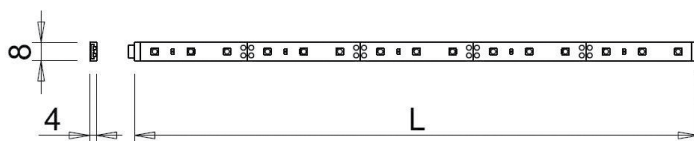
Lighting Solutions | LED Lighting

FlexyLED Tape Light

LED FlexyLED tape light is available in 10", 20", 40" and 79" lengths. Can interconnect stripes up to 235" or 20'. Made in Italy, exclusive to Richelieu.

- IP44 protection
- Adhesive back
- Required: LED power supply 51215 (15W), 30141225 (25W), 51230 (30W) or 30141250 (50W)
- Power cord required and sold separately available in 79" length item # 1071279
- Once cut you cannot reconnect, so cut at the end of your run
- Connecting cables available in 10", 20" and 40" lengths

PRODUCT	FINISH	LIGHT	KELVIN COLOR TEMPERATURE	WATTAGE	LENGTH
107122010	White	Warm White	3,000° K - 3,500° K	1,2W	250 mm
107122020	White	Warm White	3,000° K - 3,500° K	2,4W	500 mm
107122040	White	Warm White	3,000° K - 3,500° K	4,8W	1,000 mm
107122079	White	Warm White:	3,000° K - 3,500° K	9,6W	2,000 mm
107124010	White	Neutral White	4,250° K - 4,600° K	1,2W	250 mm
107124020	White	Neutral White	4,250° K - 4,600° K	2,4W	500 mm
107124040	White	Neutral White	4,250° K - 4,600° K	4,8W	1,000 mm
107124079	White	Neutral White	4,250° K - 4,600° K	9,6W	2,000 mm

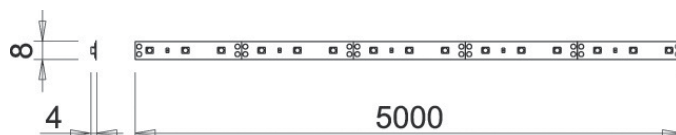


FlexyLED CH 12V DC

FlexyLED CH is one of the most versatile products on the LED flexible strip market. FlexyLED CH is an LED flexible strip available in rolls of 197"/16 feet/5 meters or 788"/65'/20 meters. 4.8W per meter. Italian Design! Exclusive to Richelieu.

- Developed with the innovative "plug & play" wiring enabling customization of the length without the additional complication of having to weld the wires
- High lighting performance, colour constancy, and excellent colour rendering index
- Multiple options available to control lighting
- Quick and easy installation - no electrician required
- 4.8W per meter
- Can be cut into 5cm/2" modules
- 85 lumens/watts
- Additional connecting cable available: 103002 or 103004
- Required: LED power supplies – 51206, 51215 (15W), 30141225 (25W), 51230 (30W), 51260 or 30141250 (50W), power cord 107079

PRODUCT	FINISH	LIGHT	KELVIN COLOR TEMPERATURE	WATTAGE	LENGTH
103197122	White	Warm White	3,100° K	24 W	5 m
103788122	White	Warm White	3,100° K	96 W	20 m
103197124	White	Neutral White	4,300° K	24 W	5 m
103788124	White	Neutral White	4,300° K	96 W	20 m
103197121	White	Cool White	6,000° K	24 W	5 m
103788121	White	Cool White	6,000° K	96 W	20 m



Richelieu Section 8A



Pictogram Legend p8A2

CCRMUS 2017

Page 8A15

FLEX-ZIG

Easily bends around corners without the use of connecting cables. LED Flex-Zig's unique design allows for bending of the tape like never before. With it's tiny size, Flex-Zig is versatile and can be bent in any direction on the surface.

- Beam angle 120°
- Easy installation - just peel and stick
- Can be bent really easily and applied onto any surface
- Each strip is equipped with energy-saving LEDs to reduce power consumption and costs
- Length: 16'
- Width: 8 mm
- Voltage: 12V
- Required: LED power supply 51215 (15W), 30141225 (25W), 51230 (30W) or 30141250 (50W)

PRODUCT	LIGHT	KELVIN COLOR TEMPERATURE
301416121	Cool White	6,000° K
301416124	Neutral White	4,200° K
301416122	Warm White	3,000° K



24W



LED Echo 4" Swivel Recessed Ceiling Lighting Kit – 5W

Echo uses the latest LED energy-efficient technology. LED technology and environmentally friendly. Swivel feature on the fixture allows light to be directed where needed.

- Replaces standard 50W halogen
- Aluminum case
- Lighting can account for up to 20% or 25% of a home's energy costs
- Dimmable with wall dimmer
- Kelvin Color Temperature: 3,700° K

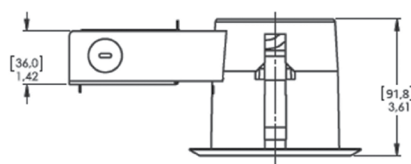
Included Product(s):

- GU10-5W LED replacement bulb and trim included

PRODUCT	LIGHT	FINISH	WATTAGE
109IC195	Warm White	Brushed Nickel	5 W
109IC140	Warm White	Chrome	5 W
109IC030	Warm White	White	5 W



5W



LED GU10 5W Warm White

Bulb available with two different trims to match light trims. Most commercial bulbs available on the market have to reach over 7W per bulb to match or surpass our 5W lumen output. Lighting can account for up to 20% or 25% of a home's energy costs, so switching can result in savings on monthly energy bills. LED bulb lasts 2 to 4 times longer than a CFL, and 25 to 35 times longer than a standard incandescent bulb.

- Will not fade fabrics or furnishings
- Replaces standard 50W halogen
- Aluminum case
- Kelvin Color Temperature: 3,700° K
- Angle: 38°
- Voltage: 120 V

Application: GU10 halogen or LED fixtures. Ideal for both accent and general lighting or recessed ceiling or tracking lighting.

PRODUCT	LIGHT	FINISH
138122195	Warm White	Brushed Nickel
138122030	Warm White	White



5W



50,000 h



1-31/32"
(50 mm)



2-13/32"
(62 mm)



Pictogram Legend p8A2

Lighting Solutions |

LED Lighting

LED Pila Wireless Lighting 2W or 7.2W

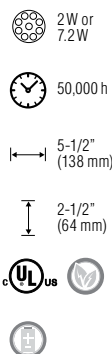
Battery box with door contact switch allows you to install lighting virtually anywhere where you have no options for power! Require 8"D" batteries (not included).

- 3M self-adhesive backing for easy installation

Kit No 744121090 includes:

- A door contact switch: Open the door or drawer and the light will automatically go on. Close the door or drawer to turn it off

PRODUCT	DESCRIPTION	LIGHT	FINISH
744121090	Battery box and a door contact switch	–	Black
744122040	Tape light 1m - 7.2W	Warm White	White
744124040	Tape light 1m - 7.2W	Neutral White	White
744122090	Puck light 2W	Warm White	Black
744124090	Puck light 2W	Neutral White	Black



LED Duro XS Portable Hands-Free Light 1.6W

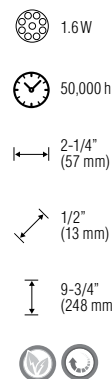
A wireless rechargeable LED lamp with a comfortable handle, handy lighting for all situations. A quality reflector provides a wide angle lighting.

- Belt clip
- Steel hook for hanging or for positioning in multiple angles
- High strength magnet for hands-free handling

Includes:

- an integrated lithium battery, a recharging base with wall mounting holes and a 9 V, 300 mA transformer, UL certified

PRODUCT	LIGHT	FINISH
4084121090	Cool White	Black



LED H2O Pull/Hook Light 3.4W

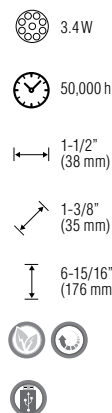
H2O was born from a conceptual idea of merging linearity and softness. This LED courtesy light is activated by a motion sensor. Powered by a lithium battery, easy to charge with a simple micro USB cable (included).

- The light turns on when detecting motion in a range of 5' (1.5 m)
- The handle is provided with a dusk sensor and activates only in condition of darkness or weak light

Includes:

- lithium battery and usb cable for recharge

PRODUCT	FINISH
1086030	White



Richelieu Section 8A



Pictogram Legend p8A2

CCRMUS 2017

LED Lain Pull/Hook Light 3.4 W

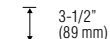
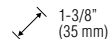
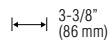

The perfect union between design and function. This LED courtesy light is activated by a motion sensor. Powered by a lithium battery, easy to charge with a simple micro USB cable (included).

- The light turns on when detecting motion in a range of 5' (1.5 m)
- The handle is provided with a dusk sensor and activates only in condition of darkness or weak light

Includes:

- lithium battery and usb cable for recharge

PRODUCT	FINISH
1087030	White
1087906	Anthracite



LED Goccia Closet Rod

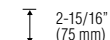
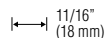
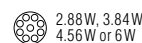
Richelieu's new LED closet rod designed by Giuseppe Bavuso: He maintained the following three points during this unique creation: Technology, creativity and energy saving.

- Motion detector built into each fixture
- Required: LED power supply 51215 (15W), 30141225 (25W), 51230 (30W) or 30141250 (50W)
- Kelvin Color Temperature: 5,000° K - 5,500° K

Includes:

- 78" Quick connect cable to connect between LED and power supply

PRODUCT	LIGHT	FINISH	LENGTH	WATTAGE
10880229	Cool White	Aluminum	29-1/8"	2.88 W
10880335	Cool White	Aluminum	35-7/16"	3.84 W
10880441	Cool White	Aluminum	41-3/4"	4.56 W
10880554	Cool White	Aluminum	54-5/16"	6 W



LED Closet Rod 1.2W

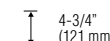

The latest in easy LED Lighting Solutions!

- Push-on button located on the fixture with an automatic motion detector that will turn off the light after 3 minutes
- Can support up to 33 lb (15 kg) evenly distributed
- Kelvin Color Temperature: 5,000° K - 6,500° K

Includes:

- 8 AAA batteries

PRODUCT	LIGHT	FINISH	LENGTH
4301320	Neutral White	Silver	22"
4301620	Neutral White	Silver	34"



Pictogram Legend p8A2

Lighting Solutions |

LED Lighting

LED Puck Light 0.14 W

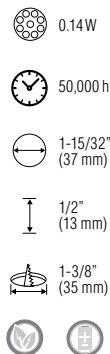
An affordable LED solution for those hard-to-light places!

- Automatic motion detector built in
- Bore hole installation or convenient magnet installation for metal shelves or brackets
- Kelvin Color Temperature: 3,750° K - 4,250° K

Includes:

- 3 required LR44 batteries

PRODUCT	LIGHT	FINISH
71851430	Warm White	White
71851490	Warm White	Black



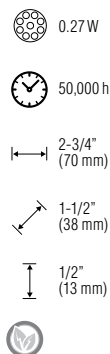
LED Drawer Light 0.27 W

This drawer light is easy to install and guarantees a long useful life.

Includes:

- 3 x IR44 button cell batteries (4.5 V DC), magnetic on/off switch and two sided tape

PRODUCT	LIGHT	KELVIN COLOR TEMPERATURE	FINISH
4301030	Neutral White	4,100° K	White



VEGA – LED Lithium Powered Rechargeable Cabinet Light

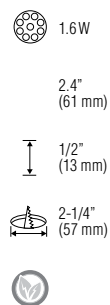
A great item that can be used inside cabinets, drawers and closets. Integrated passive infrared sensor (PIR sensor) detects the opening/closing of a door or cabinet, and automatically turns the light on/off. 1.6W 3.7 V DC LED light is Lithium battery powered. Flashing indicator light let's you know when it's time to charge your battery. Red Indicator Light lets you know that your battery is charging. Once full charge is received the red light will go out.

- Use the included Micro USB cable to charge to a USB outlet
- Full charge time of 4 hours and 240 hours of standby time
- Finish: Aluminum
- Lumen: 100
- Beam Angle: 120°
- Operating Temperature: -20° to 50° C

Includes:

- PIR sensor light, USB charge cable, Lithium battery and Instruction sheet

PRODUCT	LIGHT	KELVIN COLOR TEMPERATURE	LENGTH
4301170	Cool White	6,000° K - 6,500° K	6.1" (155 mm)



Richelieu Section 8A



Pictogram Legend p8A2

CCRMUS 2017

Page 8A19

VEGA II – LED

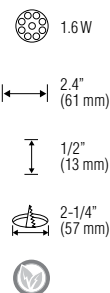
VEGA II - LED Lithium Powered Rechargeable Cabinet Light with Motion Sensor a great item that can be used inside cabinets, drawers and closets. Integrated PIR motion sensor detects the opening/closing of a door or cabinet and automatically turns the light on 30 seconds of no motion detected and the light will turn off. PIR (Passive Infrared) sensor is used to detect whether a human has moved in or out of the sensors range. They are small, low-power, easy to use and don't wear out.

- Integrated motion sensor
- 3.7V lithium battery
- Rechargeable
- Wireless Lighting
- Charge time is 4 hours, stand-by time is 60 days
- Two key hole mounting
- Now wires, switches or power supplies to consider
- Finish: Aluminum
- Lumen: 100
- Beam Angle: 120°
- Operating Temperatures: -20 to 50 °C
- Detection range: 3 meters / 10 feet
- Use the included Micro USB cable to charge to a USB outlet

Includes:

- Integrated sensor and on/off switch (located on the back), lithium battery, USB charge cable to recharge your light and instruction sheets

PRODUCT	LIGHT	KELVIN COLOR TEMPERATURE	LENGTH
4301S124	Neutral White	4,000° K - 4,500° K	6.1 " (155 mm)
4301S122	Warm White	3,000° K - 3,500° K	6.1 " (155 mm)



VEGA III – LED Lithium Powered Rechargeable Cabinet Light

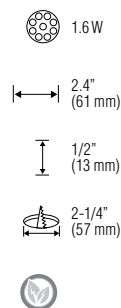
A great item that can be used under cabinets or shelves Integrated on/off switch gives you complete control of your light 1.6W 3.7V DC LED light is lithium battery powered.

- Integrated on/off
- 3.7V lithium battery
- Rechargeable
- Easy installation
- Wireless lighting
- Luminous Flux: 100 Lumen
- Kelvin Color Temperature: 6000° K - 6500° K
- Charge time is 4 hours, stand-by time is 60 days
- Beam Angle: 120°
- Operating Temperature: -20° to 50° C
- Finish: Aluminum

Includes:

- On/Off switch (located on the front), lithium battery, USB charge cable to recharge your light, and instruction sheets

PRODUCT	LIGHT	KELVIN COLOR TEMPERATURE	LENGTH
4301P122	Warm White	3,000° K - 3,500° K	6.1 " (155 mm)
4301P124	Neutral White	4,000° K - 4,500° K	6.1 " (155 mm)



Pictogram Legend p8A2

Lighting Solutions |

LED Lighting

Pockit® Adapt

As the name suggests, this Pockit® is adaptable to specific applications using one of three included lenses. Whether your application calls for a narrow or wide angle spot, only a simple change of the lens is needed. Its 3/8" depth (9.5 mm) makes this one of the lowest profile spot lights in the industry while generating a staggering 250 lumen output.

- High output 5W LED
- Easy and quick installation - no electrician required
- Installation: Recessed or Surface Mounted
- Voltage: 12 V
- Luminous Flux: 250 Lumen

Includes:

- Three beam-angle changing lenses included: 25°, 45°, 60°
- 79" (2 m) Starter Cord, and AMP® Connector are included with each light

PRODUCT	LIGHT	KELVIN COLOR TEMPERATURE
LPOC5ADJW	Warm White	3,000° K
LPOC5ADJC	Cool White	5,000° K

LED Pockit® 120V - 3W

The Pockit® 120 is a true plug-and-play lighting solution. It allows for easy "jumping" over and around obstacles without the need for an electrician and can be recessed or surface mounted to accommodate your design and decor. You can easily retrofit existing fluorescent display lights with the Pockit® 120, providing striking, high illumination at a fraction of the energy costs and heat generated by traditional lights.

- Easy-to-replace twist on/off LED bulbs (GX53 base)
- Surface or recess mount with springs
- Linkable up to 10 fixtures
- True plug and play: no transformer or power supply required
- Dimmable
- Replaceable LED heads
- Frosted diffuser lens
- 118 Lumens
- Efficacy (lm/W): 39

Includes:

- 9" (229 mm) input/output leads attached to fixtures
- Trim Kit is included with each Light Body, which is required when mounting the light to a surface
- All Pockit® lights can be either surface mounted or recess mounted

PRODUCT	FINISH	LIGHT	KELVIN COLOR TEMPERATURE
LLPOC3W120NLWWH	White	Warm White	2,700° K

LED 4W Pockit 120V

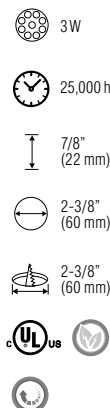
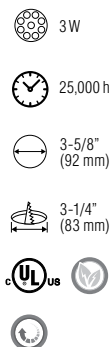
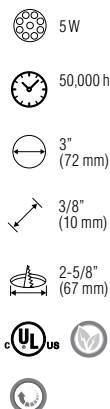
The smaller size rivals standard "puck" style light fixtures but produces 25% more light output than traditional halogen and xenon puck lights. Each fixture has a built-in dimmable driver and the commercial grade, all-metal construction provides for optimal heat sinking. Linkable model. Linkable up to 15 fixtures.

- Recess or surface mounted
- Jumping over/around obstacles is made easy with accessory link cords
- Frosted diffuser
- Linkable up to 15 fixtures
- True plug & play: No transformer or power supply required

Includes:

- Linkable model with (2) 8.5" (216 mm) cords to link in series

PRODUCT	LIGHT	KELVIN COLOR TEMPERATURE
LMPOC4W120LCWH	Cool White	5,000° K



Richelieu Section 8A



Pictogram Legend p8A2

CCRMUS 2017

1	SCREWS AND FASTENERS
2	FURNITURE EQUIPMENT
3	HINGES
4	SLIDES
5	CASTERS AND LEGS
6	KITCHEN SOLUTIONS
7	CLOSET SOLUTIONS
8	LIGHTING SOLUTIONS
9	SINKS AND FAUCETS
10	OFFICE
11	SLIDING DOORS
12	GLASS HARDWARE
13	PANELS AND SURFACES
14	EDGE-BANDING
15	CABINET DOORS AND DRAWERS
16	CORBELS AND FLOOR REGISTERS
17	GLUES, SILICONES, CAULK AND INSULATING
18	TOOLS AND SECURITY
19	FINISHING PRODUCTS AND SHOP SUPPLIES
20	COMMERCIAL DISPLAY HARDWARE
21	MOLDING, RAILING AND BATHROOM HARDWARE

Power Pockit® LED Puck Lighting 12VDC 3W

Provides powerful, bright light without high energy consumption and heat. The COB diode technology is far superior than traditional surface mount diodes and eliminates any hot spots or pixelated look. No unsightly diodes or reflections from surfaces. The Power Pockit® 3W is a versatile choice offering flood and task lighting that can be used for interior cabinets, under cabinets, and store displays. This 3W energy efficient LED provides a crisp, uniform wash over illuminated objects at a fraction of the price of halogen.

- Quick and easy recess or surface mounting
- 3/8" profile surface mount
- All-metal construction
- 1/2" overall thickness (surface mount)
- 120° light spread
- Required: 12VDC power supply

Includes:

- Surface Mount Ring, AMP® Connector, and 79" of wiring. All Pockit lights can be either surface mounted or recess mounted

PRODUCT	LIGHT	KELVIN COLOR TEMPERATURE	FINISH
LPOC3LEDSFRCNI	Cool White	5,000° K	Nickel
LPOC3LEDSFRWBL	Warm White	3,000° K	Black
LPOC3LEDSFRWNI	Warm White	3,000° K	Nickel
LPOC3LEDSFRWORB	Warm White	3,000° K	Oil-Rubbed Bronze
LPOC3LEDSFRWWH	Warm White	3,000° K	White

Pockit® 120-M (non linking)

The smaller size rivals standard "puck" style light fixtures but produces 25% more light output than traditional halogen and xenon puck lights. Each fixture has a built-in dimmable driver and the commercial grade, all-metal construction provides for optimal heat sinking.

- Easy and quick installation - no electrician required
- True plug & play: No transformer or power supply required
- Dimmable to 50% by standard LED wall dimmers
- Finish: White

PRODUCT	LIGHT	KELVIN COLOR TEMPERATURE
LMPOC4W120NLCWH	Cool White	5,000° K

LED EquiLine Puck Light 2.5W

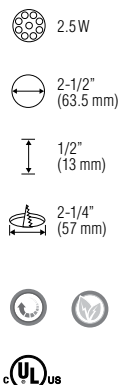
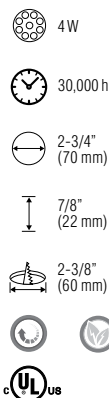
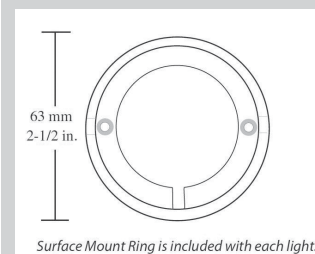
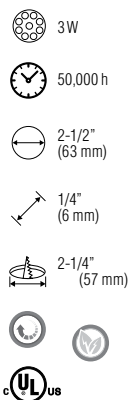
Designed for the economically conscious, EquiLine LED Pucks feature 24 diodes.

- 60° beam spread
- Quality product at a value price!
- Surface mount ring sold separately
- Required: 12VDC power supply
- Kelvin Color Temperature: 3,500° K

Includes:

- 79" starter cord

PRODUCT	LIGHT	FINISH
LPOC2LEDCLWBL	Warm White	Black
LPOC2LEDCLCBL	Cool White	Black
LPOC2LEDN110	Cool White	Nickel
LPOC2LEDWN110	Warm White	Nickel



Pictogram Legend p8A2

Lighting Solutions | LED Lighting

LED Pure II Desk Lamp – 7.5W

Modular design lamp. Desk top base is made of zinc alloy and is sold separately. LED Osram Technology.

- Flexible: adjust the light to where needed
- 1200 lux from distance of 40 cm
- Reduced "blue light" effect, glare and eye strain
- Dimmer allows for full lighting control
- Kelvin Color Temperature: 3,500° K

Included Product(s):

Panel mount included with each light. 20890B90 *Base for lamp is sold separately from light.

PRODUCT	LIGHT	DESCRIPTION	FINISH	WATTAGE
20890100	Warm White	Lamp	Aluminum	7.5 W
20890B90*	–	Base	Black	–



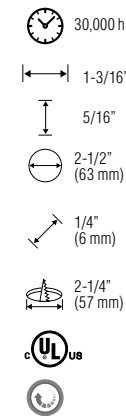
Eurolinx 12VDC

The Eurolinx flat profile blends in with any application. Using specialized diffuser and reflector technology to achieve Luniform output, this European styled light is a perfect choice for all contemporary and high-end commercial applications. Use the magnets within the U-Clips for metal shelving or office furniture mounting. At 4W per foot and over 200 lumens, Eurolinx is a top pick for high illumination.

- Mounting clips with integrated magnets allow for metal surface mounting as well as traditional screw mounting
- Linkable (back-to-back or link cord) up to 10' continuous run
- Two beam spreads based on orientation
- Luniform technology
- Available in four lengths
- Max Per 60W Power Supply: 15'
- Max Continuous Run: 10'
- Required: LED 12V power supply

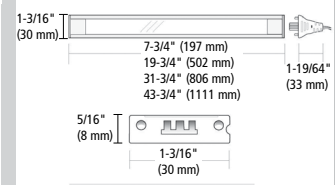

Includes:

- 79" cord, U-Clips, back to back connector



PRODUCT	FINISH	LIGHT	KELVIN COLOR TEMPERATURE	WATTAGE	LENGTH
LEUL3W197CAL	Aluminum	Cool White	5,000° K	3W	7-3/4"
LEUL4W273CAL	Aluminum	Cool White	5,000° K	4W	10.75"
LEUL7W502CAL	Aluminum	Cool White	5,000° K	7W	19-3/4"
LEUL11W806CAL	Aluminum	Cool White	5,000° K	11W	31-3/4"
LEUL15W1111CAL	Aluminum	Cool White	5,000° K	15W	43-3/4"
LEUL3W197WAL	Aluminum	Warm White	3,000° K	3W	7-3/4"
LEUL4W273WAL	Aluminum	Warm White	3,000° K	4W	10.75"
LEUL7W502WAL	Aluminum	Warm White	3,000° K	7W	19-3/4"
LEUL11W806WAL	Aluminum	Warm White	3,000° K	11W	13/32"
LEUL15W1111WAL	Aluminum	Warm White	3,000° K	15W	43-3/4"

Richelieu Section 8A



Pictogram Legend p8A2

CCRMUS 2017

Page 8A23

FineLine LED Strip Lights

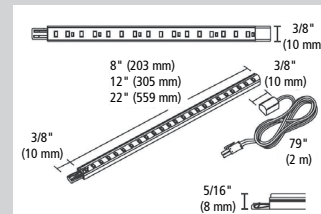
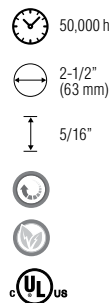
Long and narrow, FineLine is the unobtrusive way to provide smooth, linear lighting almost anywhere. The low profile design features a frosted diffuser for even illumination. With optional manual or remote control dimmers, creating the perfect atmosphere is effortless. The FineLine is available in 3 lengths: - 8" - 12" - 22". The FineLine can link light to light without a link cord. It's as easy as a snap. There are no gaps, no dark spots, only a continuous line of light. The FineLine features a sturdy aluminum body.

- The low-profile FineLine features a frosted diffuser for perfect, even illumination
- 90° beam spread
- Maximum continuous run: 12 feet to prevent voltage drop
- Maximum 24 feet per 60W power supply
- Required: 12VDC power supply

Included with each light:

- The FineLine LED Strip Light
- 79" starter cord
- AMP connector
- 2 mounting clips (straight & adjustable mounting U-Clips) with screws

PRODUCT	LIGHT	KELVIN COLOR TEMPERATURE	FINISH	LENGTH
LLEDSTK8CNI	Cool White	5,000° K	Aluminum	8"
LLEDSTK12CNI	Cool White	5,000° K	Aluminum	12"
LLEDSTK22CNI	Cool White	5,000° K	Aluminum	22"
LLEDSTK8WNI	Warm White	3,000° K	Aluminum	8"
LLEDSTK12WNI	Warm White	3,000° K	Aluminum	12"
LLEDSTK22WNI	Warm White	3,000° K	Aluminum	22"



Pictogram Legend p8A2

LED Lighting – Accessories

LED Power Supply

- 12 VDC
- Use with LED Skate, Kite, Goccia, Leaf and Folio

PRODUCT	FINISH	WATTAGE
51206	White	Max. 6W
51215	White	Max. 15W
51230	White	Max. 30W
51260	White	Max. 60W

LED Dimmable Hardwire 12V

Dimmable LED power supply with power cord for plug-in option or hardwire option. White junction box ideal for use with our Group A lighting products in conjunction with our Leviton wall dimmers.

- LED power supply preinstalled into junction box
- Knockouts available at required input and output locations for hardwire option
- Two maximum wattage options to choose from to complete any design
- Protections: short circuit/over voltage

Included Product(s):

- Standard Group A terminal block for quick connection of lights to power supply (4" primary cord with terminal to connect lighting to power supply)
- Standard wall plug for easy installation option
- Integrated junction box for hardwire installation

PRODUCT	FINISH	WATTAGE
30141225	White	Max. 25W
30141250	White	Max. 50W

LED Power Supply

- Input voltage: 120 V~, 50/60 Hz
- Output voltage: DC 24 V
- Use with LED Spot 1.6W, flexible tape light 0.8W, round and square light 1.2W, Stick2®, TwinStick2®, Lpad and Qpad

PRODUCT	FINISH	WATTAGE
30624	White	Max. 6W – DO NOT USE with LED LPad et QPad
32524	White	Max. 30W
37524	White	Max. 75W



LED Power Supply

- 110V, 50/60Hz
- Power cord of 79" (2 m)
- Can control 1 to 3 high-powered 3W LEDs
- Use with LED Pro and Invoke

PRODUCT	FINISH
8990	White



Richelieu Section 8A



Pictogram Legend p8A2

CCRMUS 2017

Lighting Solutions |

LED Lighting – Accessories

Richelieu Section 8A

LED Power Supply

- Voltage: 12 V
- 70" (1.77 m) power cord
- Can control up to 6 lights
- Use with LED Pro and Invoke

PRODUCT	FINISH	WATTAGE
1551218	Black	Max. 18 W
1551018	Black	Max. 18 W – with integrated passive IR sensor
1551170	Black	Max. 18 W – with dimmer
1551090	Black	Max. 18 W – with infrared IR sensor, 0-60 mm (+/- 10 mm)



LED Power Supply 12V

Many power supply options to choose from. Wall Mounted installation.

- Required: Eurolinx 12VDC, Power Pockit 5W



PRODUCT	FINISH	INSTALLATION	FEATURES	WATTAGE	LENGTH	HEIGHT
LDCMG6WPCON25	Black	Wall Mounted	w/6 Snap Mounting Block	6 W	2-3/4"	1-1/2"



6W Power Supply for LED Glass Clip

To be used with 2547122 glass clip. Each power supply can power up to 18 clips. For dry application only.

PRODUCT
254712

Suggested Product(s):
2547122 – LED 0.375W Shelf Clip



24V 15W Power Supply

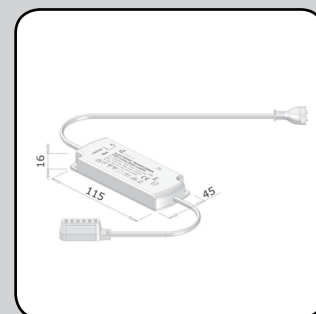
1-15W max – 120Vac, 24Vdc.

Includes:

- 73-3/4" power cord

PRODUCT	FINISH	WIDTH	LENGTH
52415	White	1-7/8"	5-7/8"

Suggested Product(s):
15912-XXXX Series – LED Metris 1.7W 24V



Pictogram Legend p8A2

Lighting Solutions |

LED Lighting – Accessories

Power Supply

- Voltage: 24V
- Use with LED Lumino, flexible tape light roll, LED Linea

PRODUCT	FINISH	WATTAGE
2652412	Black	Max. 12W
2651236	White	
2651260	White	Max. 60W



3 to 18W CC Power Supply

- Includes required touch on/off
- Output Voltage: 3~21Vdc
- Use with LED3 New Vision (No 155123170) only

PRODUCT	FINISH	WATTAGE
71550	Black	Max. 18W



Power Supply

- 12 V
- On/off roll switch located on the power cord
- Use with LED Piccolo and LED furniture light 2.2W

PRODUCT	FINISH	WATTAGE
1452412	Black	Max. 24W

Power Supply 12VDC

Dimmable on trailing edge (12V side). Mounting block and power cord are included. No minimum load when controlled by dimmer, mounting block sold separately.

- Voltage: 12V

Includes:

- Mounting block and power cord with each power supply



PRODUCT	FINISH	INSTALLATION	FEATURES	WATTAGE	LENGTH	HEIGHT
LDCELT12CON	Black	Surface	w/6 Snap Mounting Block	12W	3-3/8"	3/4"
LDCELT18CON	Black	Surface	with Power Cord / w/6 Snap Mounting Block	18W	3-3/4"	1"
LDCELT60CON	Black	Surface	with Power Cord / w/6 Snap Mounting Block	60W	4-1/2"	1-1/4"
LDCMGT60CON	Black	Surface	Hardwire	60W	6"	2-1/4"
LDCELT15WPON25	Black	Surface	w/6 Snap Mounting Block	15W	3"	1-1/4"

Richelieu Section 8A



Pictogram Legend p8A2

CCRMUS 2017

Page 8A27

| Lighting Solutions |


LED Lighting – Accessories

Richelieu Section 8A

Electronic Dimmable Power Supply

- 110 V, 50/60 Hz
- 79" plug-in power cord with two attached Quick Connect terminal blocks for three LED lights each
- Total of 6 outlets for a maximum of 18W
- Use with recessed 3W LED high output, Big6 Two, Mini-Eye 1W
- Requires LED Dimmer and Control – 310127888


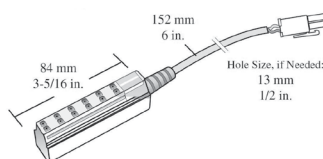
PRODUCT	FINISH	WATTAGE
788D18	White	Max. 18W



Extra 6-Snap Mounting Block

AC Power supply, 600W max. One mounting block is included with each 18W and 60W power supply.


PRODUCT	QTY/BOX
LTRANSMNTBL10	1



Power Cord Options for Tape Light Roll

- Required: Quick-connect power cord, 20", 40" or 79"


PRODUCT	FINISH	LENGTH
5042090	Black	20" (508 mm)
5044090	Black	40" (1 m)
5047990	Black	79" (2 m)
5042030	White	20" (508 mm)
5044030	White	40" (1 m)
5047930	White	79" (2 m)



LED FlexyLED CH Interconnecting Options

Connecting cable and direct connector options for LED FlexyLED tape light roll.

PRODUCT	LENGTH
103002	2" (51 mm)
103004	4" (102 mm)
103000	3/4" (19 mm)



Pictogram Legend p8A2

LED Lighting – Accessories

LED Linea Accessories

PRODUCT	DESCRIPTION	LENGTH
2651201	Connecting Cable	2"
2651212	Connecting Cable	12"
2651240	Connecting Cable	40"
2651279	Connecting Cable	79"
26512712	Power cord extension	12"
26512736	Power cord extension	36"
2651200	Mounting Kit	–
2651245	45° Metal Clip	–
2651270306	3 way splitter from power cord	–

Suggested Product(s):

26412-XXXX, 26512-XXXX, and 26612-XXXX Series – Richelieu's LED Linea Light

LED Stick2® Accessories – White

Stick2® items are not compatible with original Stick items, and parts are not interchangeable. For use with LED Stick2® only.

PRODUCT	DESCRIPTION	LENGTH
3131201	Connecting Cable	1"
3131212	Connecting Cable	12"
3131239	Connecting Cable	39"

Suggested Product(s):

3131220-XXXX and 3131240-XXXX Series – LED Stick2® 24V

LED TwinStick2® Accessories – White

TwinStick2® items are not compatible with original TwinStick items, and parts are not interchangeable. For use only with LED TwinStick2®.

PRODUCT	DESCRIPTION	LENGTH
3221201	Connecting Cable	1"
3221212	Connecting Cable	12"
3221239	Connecting Cable	39"

Suggested Product(s):


3131220-XXXX and 3131240-XXXX Series – LED Stick2® 24V

Power Cable for LED Stick2® and TwinStick2® – White

Stick2® or TwinStick2® items are not compatible with original Stick or TwinStick items, and parts are not interchangeable.

PRODUCT	DESCRIPTION	LENGTH
3131298	LED Stick2®	98"
3221298	LED TwinStick2®	98"

Richelieu Section 8A



Pictogram Legend p8A2

- 1
SCREWS
AND
FASTENERS
- 2
FURNITURE
EQUIPMENT
- 3
HINGES
- 4
SLIDES
- 5
CASTERS
AND LEGS
- 6
KITCHEN
SOLUTIONS
- 7
CLOSET
SOLUTIONS
- 8
LIGHTING
SOLUTIONS
- 9
SINKS
AND
FAUCETS
- 10
OFFICE
- 11
SLIDING
DOORS
- 12
GLASS
HARDWARE
- 13
PANELS
AND
SURFACES
- 14
EDGE-
BANDING
- 15
CABINET
DOORS
AND
DRAWERS
- 16
CORBELS
AND FLOOR
REGISTERS
- 17
GLUES,
SILICONES,
CAULK AND
INSULATING
- 18
TOOLS
AND
SECURITY
- 19
FINISHING
PRODUCTS
AND SHOP
SUPPLIES
- 20
COMMERCIAL
DISPLAY
HARDWARE
- 21
MOLDING,
RAILING AND
BATHROOM
HARDWARE

CCRMUS 2017

Lighting Solutions |

LED Lighting – Accessories

Richelieu Section 8A

LED Piccolo Accessories

3301298: Connect up to eight 12" strips together directly for one linear flow of light (all sold separately).

- Connect up to eight strips for a linear flow of light, or use connecting cables (1", 20", 40", or 79") in between each strip as needed (sold separately)
- Finish: Aluminum, White

PRODUCT	DESCRIPTION	LENGTH
33012001	Connecting Cable	1"
33012098	Power Cord	98"
33012020	Connecting Cable	20"
33012040	Connecting Cable	40"
33012079	Connecting Cable	79"
33012000	Mounting Kit	5/8"

Suggested Product(s):

3301220-XXX and 3301240-XXX Series – Richelieu's LED Piccolo

Richelieu's LED Connecting Cables

To be used with 1452412 power supply (sold separately) for additional connections between the power supply and low-voltage LED lights (145121090, 145122090, 145121195, or 1451221905, all sold separately).

PRODUCT	DESCRIPTION	FINISH	LENGTH
14540	LED 40" Connecting Cable	Black	40"
14579	LED 79" Connecting Cable	Black	79"
14512	LED 12" Connecting Cable	Black	12"

Suggested Product(s):

14512-XXXX Series – 2.2W Richelieu LED

LED Nova - Connecting Cable



Mounting kit 766490600 is optional, as one set is already included with each fixture.

PRODUCT	FINISH	LENGTH
4511240006	White	6"
4511240070	White	70"
4511240012	White	12"
4511240020	White	20"
4511240040	White	40"

LED Connecting Cable

- Use with LED Skate, Kite, Goccia, Leaf and Folio

PRODUCT	FINISH	LENGTH
51278	White	78"



Pictogram Legend p8A2

LED Lighting – Accessories

98" Connecting Cable

- The LED cable to be use with the following power supplies: No 32524, No 36024 or No 37524
- Use with LED Spot 1.6W, flexible tape light 0.8W, round and square light 1.2W, Stick2®, TwinStick2®, Lpad and Qpad

PRODUCT	FINISH
310127898	White

LED Connecting Cable

- To be used with power supply No 8990, No 89918, No 1551018, No 1551170 or No 1551090 for additional connections between the power supply and LED lights (Pro and Invoke)
- Use with LED Pro and Invoke

PRODUCT	FINISH	LENGTH
899040	Black	40"
899079	Black	79"

LED Connecting Cable

- Use with the following power supplies: No 7779 or No 7890
- Use with recessed 3W LED high output, Big6 Two, Mini-Eye 1W



PRODUCT	FINISH	LENGTH
76636	Black	36"
76672	Black	72"

LED Connecting Cable

- Use with LED3 New Vision (No 155123170) only

PRODUCT	LENGTH
7155040	40"
7155079	70"

Richelieu Section 8A



Pictogram Legend p8A2

CCRMUS 2017

1	SCREWS AND FASTENERS
2	FURNITURE EQUIPMENT
3	HINGES
4	SLIDES
5	CASTERS AND LEGS
6	KITCHEN SOLUTIONS
7	CLOSET SOLUTIONS
8	LIGHTING SOLUTIONS
9	SINKS AND FAUCETS
10	OFFICE
11	SLIDING DOORS
12	GLASS HARDWARE
13	PANELS AND SURFACES
14	EDGE-BANDING
15	CABINET DOORS AND DRAWERS
16	CORBELS AND FLOOR REGISTERS
17	GLUES, SILICONES, CAULK AND INSULATING
18	TOOLS AND SECURITY
19	FINISHING PRODUCTS AND SHOP SUPPLIES
20	COMMERCIAL DISPLAY HARDWARE
21	MOLDING, RAILING AND BATHROOM HARDWARE

LED Lighting – Accessories

Richelieu Section 8A

LED Nova Power Cord

- Use with LED Nova
- Do not exceed 100W when mixing and matching sizes on one power cord

PRODUCT	FINISH	LENGTH
4511240070	White	70"

Push-Button Switch

- Compatible with LED, halogen, fluorescent, xenon and incandescent light bulbs

PRODUCT	FINISH
3121	Brown

Automatic Switch

- Install this automatic switch facing the inside of a cabinet door, and the lights will turn on and off when the door is opened and closed
- Connector: 24" (610 mm)
- Power cord: 10' (3 m)
- Can be used with LED, halogen, fluorescent, xenon and incandescent lights

PRODUCT	FINISH
DC413M41	Black

Touch On/Off Switch

- 300W maximum capacity
- Can be used with LED, halogen, xenon, and incandescent lights

PRODUCT	FINISH
31221	Black



Pictogram Legend p8A2

LED Lighting – Accessories

LED Call Me Switch 12V or 24Vdc

CALL-ME is a wireless electronic switch that allows you to remotely turn on 12Vdc and 24Vdc 36-72W LED devices.

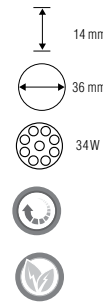
- Dimensions (remote control): Ø 36 mm - 0.12", H 14 mm - 0.05"

Included Product(s):

CALL-ME comes with a holder that allows it to be installed on wood panels.

It comes wired for the connection up to ten DATE collection spotlights. 10 meters (33') maximum range.

PRODUCT	FINISH	WATTAGE
152127010	Aluminum	Max. 30W



LED Touch Me Switch 12Vdc and 24Vdc

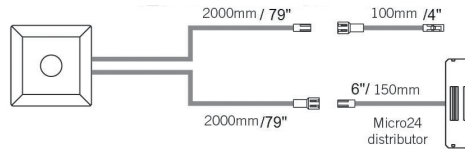
TOUCH-ME is a built-in multi-function switch for 12Vdc and 24Vdc 30-60W LED devices. It will switch your lights on and off with a simple and rapid touch of the LED light.

- Dimming control function
- On/off memory
- Auto switch off after 18 hours of continuous operation
- And acts as a "night-light"
- Dimensions (switch): L 35 mm x H 35 mm (recessed hole depth 9 mm)
L 0.15" x H 0.15" (recessed hole depth 0.03")

Included Product(s):

Comes wired for the connection of up to eight DATE collection spotlights.

PRODUCT	FINISH	WATTAGE
152125601	Aluminum	Max. 30W



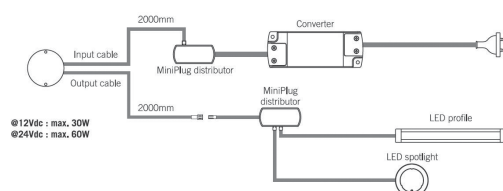
LED Capsens Switch 12Vdc and 24Vdc

CapsSens is a special hidden electronic touch sensitive sensor switch designed to be applied to the back side of the surfaces (e.g., wood, plastic, glass, and other opaque or transparent non-metal materials). CapsSens functions with both 12Vdc and 24Vdc 30-60W max, therefore it operates at a very low safety voltage. To switch on/off without making physical contact with the switch but only by touching the surface where it is installed.




- Not only does it act as an on/off switch but also has built in dimming function.
- CapsSens has a memory, so once you find your favorite setting and then power down your lights, next time you turn them on CapsSens will turn the lights on how you last left them.
- CapsSens has automatic shut down after 18 hours of continuous usage, a built in safety feature.
- Integrated "soft-start" and "soft-stop" function.
- To be used with the follow materials: Wood: maximum thickness of 30 mm. Plexiglass: maximum thickness of 20 mm. Glass: maximum thickness of 12 mm. Activation area approx. 50 mm diameter.

PRODUCT	FINISH	WATTAGE
152126003	Black	Max. 30W

CAPSSENS set up example



Richelieu Section 8A



Pictogram Legend p8A2

CCRMUS 2017

Lighting Solutions |

LED Lighting – Accessories

Richelieu Section 8A

On/Off Switch

- Male connector: 3-1/2" (89 mm)
- Female connector: 48" (1.2 m)
- Power cord: 10' (3 m)
- Can be used with LED, halogen, xenon, and incandescent lights

PRODUCT	FINISH
31225	Black



On/Off Rocker Switch 120V

Low profile DIY recess on/off rocker switch for Pocket T2 LED series. Male/Female connections on input and output leads snap inline with wire connections provided with each light fixture. Powers up to 10 light fixtures.

Includes:

- Input lead length (inches): 79.00
- Output lead length (inches): 6.00

PRODUCT	FINISH
LRDSW2M120BL	Black
LRDSW2M120WH	White



Motion Activation Switch for LEDs

- The switch is triggered by a person approaching and/or by door motion
- Real detection distance between 2" (50 mm) and 6-5/16" (160 mm)
- There must be a distance of approximately 2" (50 mm) (depending on the reflection surface) between the closed door and the IR sensor
- To use only with power supplies No 30624, No 32524 and No 37524
- Use with LED Spot 1.6W, flexible tape light 0.8W, round and square light 1.2W, Stick2®, TwinStick2®, Lpad and Qpad

PRODUCT	FINISH
310127899	White



Richelieu's 4-Step Touch Dimmer for Flexible Tape Light

This 4-step touch dimmer is to be used as a light control option for Richelieu's LED 12" Flexible Tape Light: Models 712121, 712124, or 712122. The 4-step touch dimmer is an external white dimmer installed between the power supply and lights to control the light intensity of your tape lights. 60W max inline.


- 4-step lighting intensities: 25%-50%-75%-100%
- With one simple touch you can change the brightness level of your lighting to suit your specific needs

Includes:

- male and female connectors for easy, quick connect to power supply and power cord

Application: Surface-mount installation

PRODUCT	FINISH	WATTAGE
71247030	White	60W



Pictogram Legend p8A2

LED Lighting – Accessories

LED Stick2® Inline Dimmer

In-line dimmer switch with 3 different light intensities. Touch once and the lights are activated to 100% intensity. Touch again to reach 50% intensity, and a third time for 25% intensity. One last touch, and the lights turn off.

PRODUCT

31312003

Suggested Product(s):

31312-XXXX Series – 24V LED Stick2®

Remote Control Dimmer for LEDs

- Built-in memory function
- Wireless control operates on a radio frequency of 2.4 GHz for interference-free operation
- Depending on installation, the operating range can be up to 50 feet
- To use only with power supplies No 30624, No 32524 and No 37524
- Use with LED Spot 1.6W, flexible tape light 0.8W, round and square light 1.2W, Stick2®, TwinStick2®, Lpad and Qpad

PRODUCT

310127889

FINISH

White

Dimmer

- Comes with a 79" main cable
- Both dimming control unit (No 310127880) and rotary dimmer (No 310127888) must be used together for the dimming function
- Use only with the following power supplies: No 30624, No 32524, No 36024, No 37524 and No 788D18 Allowing for full dimming control
- Use with LED Spot 1.6W, flexible tape light 0.8W, round and square light 1.2W, Stick2®, TwinStick2®, Lpad and Qpad

PRODUCT

310127880

FINISH

White

310127888

White

LED Terminal Block

- Use the terminal block with power supply No 32524, No 36024, or No 37524
- Use a 98" connecting cable (No 310127898) for additional space between LED light and power supply
- Use with LED Spot 1.6W, flexible tape light 0.8W, round and square light 1.2W, Stick2®, TwinStick2®, Lpad and Qpad

PRODUCT

310127000

FINISH

White



Richelieu Section 8A



Pictogram Legend p8A2

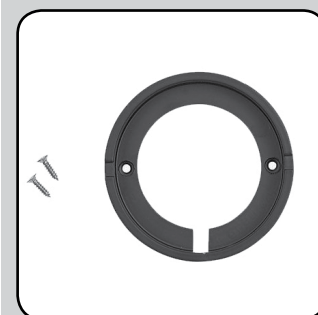
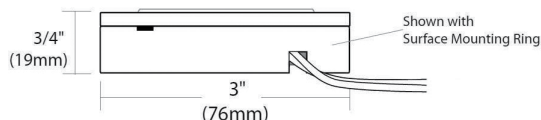
CCRMUS 2017

Pockit® Adapt Trim Kit

Includes:

- 1 Surface Mounting Ring and 1 Trim Ring are packaged together in Trim Kit

PRODUCT	FINISH
LADJKITBL	Black
LADJKITNI	Nickel
LADJKITWH	White



LED Flexible Tape Light Accessories

Connect 12" LED tape lights together with a direct connect (included with each light, 51201); a 6" connecting cable (50012); a 12" connecting cable (500120); a 42" connecting cable (500420); or a 90° L connector (500121 or 500122), X connector (500X121 or 500X122), or T connector (500T121 or 500T122). All sold separately.

- Easy peel-and-stick installation option for 90° L, T, and X connections
- Finally, a solution for lighting spaces in a way that was unimaginable before!
- Connecting cable: White

PRODUCT	DESCRIPTION	LENGTH	WIDTH
500121	L Connector, Cool White	1-5/8"	3/8"
500122	L Connector, Warm White	1-5/8"	3/8"
500X121	X Connector, Cool White	2-7/8"	7/8"
500X122	X Connector, Warm White	2-7/8"	7/8"
500T121	T Connector, Cool White	2-7/8"	5/8"
500T122	T Connector, Warm White	2-7/8"	5/8"
50012	6" Connecting Cable	6"	–
500120	12" Connecting Cable	12"	–
500420	42" Connecting Cable	42"	–
51201	Direct Quick Connect	1/8"	–

Suggested Product(s):

5012-XXX, 5081-XXX, 5121-XX and 51812-XXX Series – LED Flexible Tape Light



Pictogram Legend p8A2

Accessories for Richelieu's LED 24V Flexible Tape Light

Choose from several different accessories available for Richelieu's 12" LED 24V Flexible Tape Light: Power cord required: Choose between 20", 40" and 79" lengths, available in white or black. Connecting cables optional: Choose between 20", 40", and 79" lengths, available in white or black. 90° L, T and X connector available in all three different color temperatures (warm, neutral, and cool white) to match your 12" strips.

Application: All accessories shown are for Richelieu's LED 24V Flexible Tape Light 12".

CONNECTOR

PRODUCT	DESCRIPTION	LIGHT	FINISH	WATTAGE	WIDTH	LENGTH
712L124	90° Connector	Neutral White	White	1.2 W	1-7/8"	1-7/8"
712L121	90° Connector	Cool White	White	1.2 W	1-7/8"	1-7/8"
712L122	90° Connector	Neutral White	White	1.2 W	1-7/8"	1-7/8"
712T121	T Connector	Cool White	White	1 W	1-1/8"	2"
712T122	T Connector	Neutral White	White	1 W	1-1/8"	2"
712T124	T Connector	Neutral White	White	1 W	1-1/8"	2"
712X121	X Connector	Cool White	White	1.2 W	2"	2"
712X122	X Connector	Warm White	White	1.2 W	2"	2"
712X124	X Connector	Neutral White	White	1.2 W	2"	2"

POWER CORD

PRODUCT	FINISH	LENGTH
71242030	White	20"
71242090	Black	20"
71244030	White	40"
71244090	Black	40"
71247930	White	79"
71247990	Black	79"

CONNECTING CABLE

PRODUCT	FINISH	LENGTH
71202030	White	20"
71202090	Black	20"
71204030	White	40"
71204090	Black	40"
71207930	White	79"
71207990	Black	79"

Suggested Product(s):

7121-XX Series – Richelieu's LED Lumino Flexible Tape Light 24V


Motion Sensor

- Sensor for lights. Features a timer that adjusts from 10 seconds to 5 minutes. Automatically turns lights on and off with a maximum detection distance of 19.7' (6 m)
- 300W maximum capacity
- Can be used with LED, halogen, fluorescent, xenon and incandescent lights

PRODUCT	FINISH
78130	White



Richelieu Section 8A



Pictogram Legend p8A2

CCRMUS 2017

Richelieu's Wall-Mounted Lighting Display

The following items all come pre-mounted on a white panel display board, ready for installation in your showroom:

- Led skate in neutral white light output No 109124030 (1 unit)
- Led kite in warm white light output No 108122010 (1 unit)
- Led folio in neutral white light output No 1091240109 (1 unit)
- Led cubik in cool white light output No 460121170
- The two necessary power supplies, No 51215 and No 7779
- Brackets with mounting kit for installation

PRODUCT


1911601

Starter, Link, Extension Cord

12VDC Red/Black multi-use cords with male/female AMP connectors. Cords can be used as starter leads, starter lead extensions or linking cords. Several lengths available. Use is dependent upon lighting system chosen.

- Voltage: 12V

PRODUCT	LENGTH
LLEDLINKD15	6"
LLEDLINKD25	10"
LLEDLINKD60	24"
LLEDLINKD120	48"
LLEDLINKD180	72"
LLEDLINKD245	96"



Pictogram Legend p8A2

Accessories 27W 12VDC

LLEDOVLDSNI10: 27W Max 12VDC Oval Door Sensor

- Door open - Light on
- Door closed - Light off
- Diameter: 13-1/2 mm (17/32")
- Length: 60 mm (2-3/8")
- Sensor range: 0 - 80 mm (3-1/8")
- Cable input: 2.0 m (79")
- Cable output: 152.0 mm (6")

LLEDOVLTDNI10: 27W Max 12VDC Oval Touch Dimmer

- Touch on/off and 0-100% dimming control and adjusting light output
- Diameter: 13-1/2 mm (17/32")
- Length: 60 mm (2 3/8")
- Sensor range: 0 - 3000 mm
- Cable input: 2.0 m (79")
- Cable output: 152.0 mm (6")
- Hold finger down for dimming.

Includes:

- Housing for Surface Mounting
- Comes standard with every controller
- Length: 40 mm
- Width: 42 mm
- Height: 13-1/2 mm (17/32")
- Finish: Nickel

LLEDOVLMSNI10: 27W Max 12VDC Oval Motion Sensor

- Turns on when human motion is detected
- Diameter: 13-1/2 mm (17/32")
- Length: 60 mm (2-3/8")
- Sensor range: 0 - 3000 mm
- Viewing degree: 120°
- Time on: 30 secs if no motion
- Cable input: 2.0 m (79")
- Cable output: 152.0 mm (6")

PRODUCT	DESCRIPTION	FINISH	WATTAGE
LLEDOVLTDNI10	Built-in Touch LED Dimmer	Nickel	27 W
LLEDOVLDSNI10	Door Sensor	Nickel	27 W
LLEDOVLMSI10	Motion Sensor	Nickel	27 W


12VDC Dual USB Charging Station

Interchangeable face plates. USB charging station that ties into the universal 12VDC. Draws 24W at maximum capacity while charging. Has an auto Shut-off. Low profile recessed installation.

- Max. load capacity = 1 port x 2.1 Amp or 2 ports x 1.05 Amp
- Two interchangeable face plates included (Black and Nickel)
- Required: 12VDC Power Supplies, LDCELT18CON, LDCELT60CON or LDCMGT60CON

PRODUCT	VOLTAGE	WATTAGE	Ø	RECESS DEPTH
LHUSB2BLNI	12V	24 W	1-3/32"	1-1/4"

Richelieu Section 8A



Pictogram Legend p8A2

CCRMUS 2017

NOTES

Lighting Solutions | Aluminum Profiles

Closet Rod Profile

This system is designed and manufactured in Canada and uses robust hardware to ensure that whatever is put on this rod, stays. 8' aluminum profile with opal lens offers the perfect customizable solution for closets! Bring light into the closet one rod at a time using the LED tape light roll (sold separately).

- Made of anodized aluminum and includes opal lens
- Customized lighting for your customers in minutes with cut-to-size
- Fast and easy installation with or without lighting
- Aluminum profile solutions are in great demand as they allow our clients to customize their designs for their customers like never before
- Opal lens was specifically chosen to offer a nice level of light to light up cabinets without the dot effect

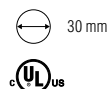
Included Product(s):

Includes opal lens that creates the no dot effect and was specifically developed to create a ghost effect lighting; soft and clean with no dot effect.

PRODUCT	FINISH	LENGTH
30147850	Anodized Aluminum	8' (2.44 m)

Requires one of the following products:

Supports, Matte Nickel – 2215602184, 2215603184, 2215611184 or 2215612184




Toucan Profile

TOUCAN is a profile to accommodate any glass shelf. It is made of an extruded double section; a rigid section 40" long made of aluminum that contains the light source (sold separately) and a soft section 96" long that allows for pressure application on 6 mm and 8 mm thick shelves. Applied to frosted glass shelves, it generates a light effect that is diffused across the entire surface. Applied on transparent glass shelves, it lights the front edge.

- Profile for glass shelves
- Tape light sold separately
- Designed for 6 mm to 8 mm shelves
- All pieces are sold separately

PRODUCT	FINISH	LENGTH	MATERIAL
41073096	Gray, Aluminum	96" (2.4 m)	ABS
41073040	Gray, Aluminum	40" (1.02 m)	Aluminum

Sold by length



Interior Cabinet Profile

Angled just right, this aluminum profile with opal lens lights up interior cabinets using the LED tape light roll (sold separately) without having light glaring into one's eyes.

- Easy under-shelf surface mount installation with two sided tape sold separately
- Directs the beam of light down at a 45° angle so lighting never glares into eyes
- Angled profile allows for perfect illumination of cabinet interiors exactly where it is needed

Included Product(s):

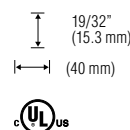
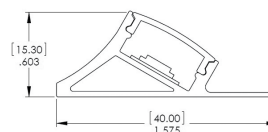
Includes opal lens that creates the no dot effect and was specifically developed to create a ghost effect lighting; soft and clean with no dot effect.

PRODUCT	FINISH	LENGTH
30141650	Aluminum	8' (2.44 m)




Sold by length

Suggested Product(s):

30141654 – Profile End Caps



Richelieu Section 8B



Pictogram Legend p8A2

CCRMUS 2017

Lighting Solutions I

Aluminum Profiles

Richelieu Section 8B

Icy Profile

Aluminum profile with wide opal lens to light up interior cabinets using the LED tape light roll (sold separately). Recessed aluminum profile with symmetrical light projection. Aluminum profile solutions are in great demand as they allow our customers to customize their designs for their customers like never before.

- LED Tape Light Sold separately
- Profile, diffuser, end caps, and mounting clips all sold separately
- Mounting hardware: steel clip with lateral pressure
- This allows the profile to be installed quickly with no need for adhesives
- The system also means the profile can easily be removed from the milled groove if necessary
- Opal lens creates the no dot effect
- Professional profiles for installation in displays, furniture, or cabinets
- Finish: Aluminum, White
- Installation: Recessed
- Width: 29/32" (23 mm)
- Length: 96-1/2" (2.45 m)

PRODUCT	MATERIAL	FUNCTION	DESCRIPTION	QTY/BOX
41079030*	Acrylic	Opal lens	96-1/2" diffuser opal lens	1
41079096*	Aluminum	Aluminum profile	96-1/2" profile	1
4107600	Steel	Mounting hardware	Mounting clip (2)	1

* Sold by length

Suggested Product(s):

50460121, 50460124, 50460122 – LED Tape Light Roll
 103197121, 103788121, 103197124, 103788124, 103197122, 103788122 – FlexyLED CH 12V dc
 3014118742 – SlimLED RGB Kit
 4107701 – Profile Accessories - End Caps

Profile Accessories - End Caps

End caps to complete your aluminium profile.

- Material: Plastic
- Finish: Aluminum
- Function: End Cap

PRODUCT	DESCRIPTION	HEIGHT	LENGTH	QTY/BOX
30141122	End caps (4-Pack)	9/32" (7 mm)	3/4" (19 mm)	1
30145354	End caps (4-Pack)	3/8" (10 mm)	15/16" (24 mm)	1
30142070	End caps (4-Pack)	25/32" (20 mm)	25/32" (20 mm)	1
30141304	End caps (4-Pack)	1/2" (13 mm)	15/16" (24 mm)	1
30141270	End caps (4-Pack)	17/32" (13 mm)	18.7' (6 m)	1
30141694	End caps (4-Pack)	5/8" (16 mm)	40' (12 m)	1
30141654	End caps (4-Pack)	31/32" (25 mm)	1-15/32" (37 mm)	1
4107210	End caps (2-Pack)	9/16" (14 mm)	31/32" (25 mm)	1
4107701	End caps (2-Pack)	29/32" (23 mm)	25" (635 mm)	1

Suggested Product(s):

30141100 – Low Aluminium Profile with Lens



Pictogram Legend p8A2

Lighting Solutions | Aluminum Profiles

Surface Curved Aluminum Profile with Lens

Specially designed to hide brackets and wires. Widely used for under cabinet lighting. A very aesthetic look with its curved appearance. Optimize the lighting of the items on your shelves and racks with this versatile profile. Aluminum profile solutions are in great demand as they give our customers the ability to customize their designs like never before. Opal lens was specifically chosen to offer a nice level of light to light up cabinets without the dot effect. Clearly the denser the lens is, the less light that can pass through it. For example, a clear lens will offer 96.5% translucency with only 20% diffusion (clear meaning the lens is clean and the tape light is visible) while the opal lens offers 65% translucency with 100% diffusion.

- Richelieu's new aluminum SURFACE CURVED profile solution fits tape light and tape light rolls
- Included opal lens creates the no dot effect and gives a uniform look to the added lighting with no hot spots
- Designed for installation under cabinets or inside furniture
- Customize your lengths as needed profiles can be cut easily with a miter saw
- Opal lens efficacy is 50% of the originally emitted light source
- Material: Aluminum

PRODUCT	FINISH
30141690	Aluminum

Sold by length

Suggested Product(s):

30141694 – Profile End Caps

Aluminum Profile 5/8" Recessed

A compact recessed profile allows you to make the LED source invisible. The edges on each side of this extrusion allow recessed installation giving it style with a discreet and neat appearance. Aluminium profile solutions are in great demand as they enable our customers to customize their designs for their customers like never before.

- Richelieu's aluminum RECESSED profile solution fits tape light and tape light rolls
- Designed for installation under cabinets or within furniture
- Customize your lengths as needed; profiles can be cut easily with a miter saw
- Slim design
- Material: Aluminum

Included Product(s):

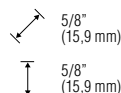
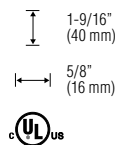
8' aluminum profile with included opal lens, creates the no dot effect and gives a uniform look to the added lighting with no hot spots.

PRODUCT	FINISH	LENGTH
30145350	Aluminum, White	8' (2.44 m)


Sold by length

Suggested Product(s):

30141694 – Profile End Caps



Richelieu Section 8B



Pictogram Legend p8A2

CCRMUS 2017

Page 8B3

Lighting Solutions | Aluminum Profiles

Richelieu Section 8B

Low Aluminium Profile with Lens

This extremely low profile of only 0.236"/6 mm thick is compatible with most of our LED strips. Perfect for tight spots, ideal for when you are looking for discreet surface mounting lighting solution. Aluminium profile solutions are in great demand as it allows our customers the ability to customize their designs for their customers like never before.


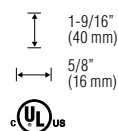
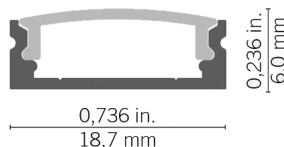
- Richelieu's new aluminum SURFACE mounted profile solution fits tape light and tape light rolls
- Included opal lens creates the no dot effect and gives a uniform look to the added lighting with no hot spots
- Designed to meet North-American woodworking standards
- Customize your lengths as needed profiles can be cut easily with a miter saw
- Slim design
- 8 inches long

Included Product(s):
Opal lens cover.

PRODUCT	MATERIAL
30141100	Aluminum / Plexiglas

Sold by length

Suggested Product(s):
30141694 – Profile End Caps



Splitty Profile


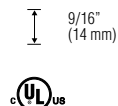
Angled just right, this aluminum profile with opal lens lights up interior cabinets using the LED tape light roll (sold separately) without having the light glaring into one's eyes. Recessed aluminum profile with asymmetrical light projection.

- Opal lens creates the no dot effect
- Professional profiles for installation in displays, furniture, or cabinets
- Integrate LED tape light for a custom lighting look and design
- Aluminum profile solutions are in great demand as they allow our customers to customize their designs for their customers like never before
- Angled recessed profile

PRODUCT	MATERIAL	LENGTH
41071096	Aluminum	96-1/2" (2.5 m)
41071030	Plastic	96-1/2" (2.5 m)

Sold by length

Suggested Product(s):
4107210 – Profile End Caps




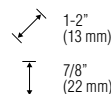
Cool Profile - Heat Sink for LED Tape Lights

8' aluminum profile ideal to act as a natural heatsink for LED strips. Easy and professional installation of LED strip with this economical heatsink profile. Designed for installation of most standard LED strips up to 10 mm wide. Built-in application guides for 3/8" (8 mm) LED strips. Made of architectural-grade 6063-T5 aluminum alloy for improved heat dissipation and LED lifetime.

- No lens application
- For commercial and residential LED tape use
- Material: Aluminum
- Installation location: Surface

PRODUCT	FINISH	LENGTH
30145000	Aluminum	8' (2.44 m)

Sold by length



Pictogram Legend p8A2

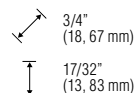
CCRMUS 2017

Lighting Solutions | Aluminum Profiles

Recessed Angled Cabinet Profile

This profile is a compact recessed LED lighting profile for cabinetry and other wood furnishing. It projects and directs the light beam at a 25° angle, which allows you to light the cabinet contents from the edge.

- Recessed into 5/8" panel
- Material: Aluminum
- Function: Opal lens



PRODUCT	FINISH	LENGTH
30145450	Aluminum	8' (2.44 m)

Sold by length

Clips for Surface Mounting

- Available clips for surface mounting aluminum profiles
- Each in packs of 4
- Fonction: Swivel

Included Product(s):

2 x Philips #6 5/8" long screws.


PRODUCT	FINISH
30141004	Aluminum

Profile Sample Chain

Easy-to-use sample chain to present a wide selection of LED tape profiles.

PRODUCT
3014RCHCAN

Richelieu Section 8B



Pictogram Legend p8A2

CCRMUS 2017

Page 8B5

- 1 SCREWS AND FASTENERS
- 2 FURNITURE EQUIPMENT
- 3 HINGES
- 4 SLIDES
- 5 CASTERS AND LEGS
- 6 KITCHEN SOLUTIONS
- 7 CLOSET SOLUTIONS
- 8 LIGHTING SOLUTIONS
- 9 SINKS AND FAUCETS
- 10 OFFICE
- 11 SLIDING DOORS
- 12 GLASS HARDWARE
- 13 PANELS AND SURFACES
- 14 EDGE-BANDING
- 15 CABINET DOORS AND DRAWERS
- 16 CORBELS AND FLOOR REGISTERS
- 17 GLUES, SILICONES, CAULK AND INSULATING
- 18 TOOLS AND SECURITY
- 19 FINISHING PRODUCTS AND SHOP SUPPLIES
- 20 COMMERCIAL DISPLAY HARDWARE
- 21 MOLDING, RAILING AND BATHROOM HARDWARE

Infinex Extrusion

Infinex is the innovative, patent-pending LED aluminum extrusion system. Gone are the days of set fixture sizes – simply choose your style, cut to desired length and assemble to create a customized LED fixture. Designed by our in-house engineers and made in the USA, Infinex carries a UL safety certification and is available in five profiles with an array of installation options. Infinex is designed for easy DIY application.



- Length: 72" (1.8 m)
- Material: Aluminum

PRODUCT	FINISH	HEIGHT	SHAPE	QTY/BOX
LXANG72WH	White	1-1/8" (29 mm)	Angle	1
LXCRV72BL	Black	1-2" (13 mm)	Curve	1
LXCRV72WH	White	1-2" (13 mm)	Curve	1
LXREC72BL	Black	5/16" (8 mm)	Rectangle	1
LXRND72BL	Black	23/32" (18 mm)	Round	1
LXSQR72BL	Black	15/32" (12 mm)	Square	1
LXSQR72WH	White	15/32" (12 mm)	Square	1

Sold by length

Infinex End Cap Sets

PRODUCT	FINISH	HEIGHT	SHAPE	QTY/BOX
LXANGECPWH	White	7/16" (11 mm)	Angle	Bag
LXCRVECPBL	Black	9-16" (14 mm)	Curve	Bag
LXCRVECPWH	White	9-16" (14 mm)	Curve	Bag
LXRECECPBL	Black	13-32" (11 mm)	Rectangle	Bag
LXRNDECPBL	Black	3/4" (19 mm)	Round	Bag
LXSQRECPBL	Black	9-16" (14 mm)	Square	Bag
LXSQRECPWH	White	9-16" (14 mm)	Square	Bag



Pictogram Legend p8A2

Lighting Solutions |

Halogen Lighting

Halogen Triangular 20W

Designed for under-cabinet installation, its contemporary style will be sure to complement your decor.

- Triangle made from high-quality materials
- Easy to install with only 1 screw
- Required: Compact transformer: 7560 (60W max.), 7660 (60W max., RFI), 77120 (120W max. commercial)

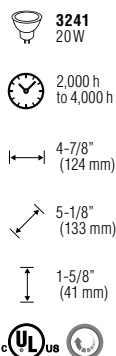
Includes:

- 20W bulb (No 3241 premium G4 bi-pin) and a 79" Quick Connect cable with plug to connect halogen lights and transformer

PRODUCT	FINISH
72200170	Stainless

Suggested Product(s):

7563 Terminal block, Connecting cable: 7510 (39"), 7517 (79"), 7516 (119")



Halogen Puck Light 20W

Make your furniture unique with Richelieu's new 20W furniture puck light! Richelieu's new low profile halogen puck design will help you add lighting in a few quick steps to your furniture plans.

- Friction fit installation
- All plastic housing
- Required: Transformer 10016012 (60W max.)

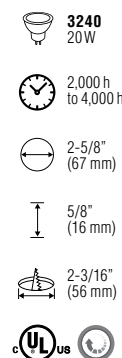
Includes:

- 20W G4 bulb, 12" Quick connect cable with plug for connections between lights and transformer


PRODUCT	FINISH
1001090	Black
1001170	Satin Nickel

Suggested Product(s):

Connecting cable: 100140 (40"), 100179 (79"), Trim ring for surface mounting: 10018090 (black), 10018170 (satin nickel)



Richelieu Section 8C



Pictogram Legend p8A2

CCRMUS 2017

Page 8C1

Halogen Recessed or Surface-Mounted 20W

Economically priced

- Transformer is equipped with auto-reset protection against short circuits and overloads

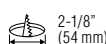

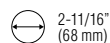
Includes:

- A full metal casing, recessed halogen fixture, 10' power cable with roll switch, transformer and bulbs (No 3240 bi-pin type, 12 V)

PRODUCT	FINISH	WATTAGE
1003130	White	1 x 20 W
10031140	Chrome	1 x 20 W
10031195	Nickel	1 x 20 W
1003290	Black	2 x 20 W
10032140	Chrome	2 x 20 W
10032195	Nickel	2 x 20 W
1003030	White	3 x 20 W
1003090	Black	3 x 20 W
10030140	Chrome	3 x 20 W
10030195	Nickel	3 x 20 W
1003930	White	Trim ring for surface mounting
1003990	Black	Trim ring for surface mounting
10039140	Chrome	Trim ring for surface mounting
10039195	Nickel	Trim ring for surface mounting

Suggested Product(s):

Connecting cable: 0110 (72")



Halogen Recessed 50W (ceiling) - 12/pack

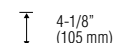
Brighten dark areas, emphasize works of art, light up your kitchen, or give any room its own unique atmosphere with recessed lighting.

- 18° swivel focuses light wherever you need it
- No transformer needed

Includes:

- Fully assembled 12-pack in bulk brown box, including 12 fixtures, 12 GU10 50W bulbs, and 12 trims

PRODUCT	FINISH
101250030	White
1012500195	Brushed Nickel



Pictogram Legend p8A2

Lighting Solutions |

Halogen Lighting

Halogen Recessed and Swivel 50W (ceiling)

This halogen fixture is designed for ceiling installation, providing general lighting in kitchens, living rooms, hallways, or anywhere directional lighting is required.

- Swivels to direct light where needed
- GU10 for line voltage (No 1020060)
- Required: 1020060 3-5/8" can for GU10

PRODUCT	FINISH
624030	White
6240195	Brushed Nickel

Suggested Product(s):

GU10 halogen bulb: 101050 (50W)

Halogen 50W Recessed (ceiling)

This halogen fixture is designed for ceiling installation, providing general lighting in kitchens, living rooms, hallways, or anywhere directional lighting is required.

- Swivels to direct light where needed
- Use the can PAR20 (No 102065)
- Doesn't need a transformer
- Required: 102065 4" can for PAR20

PRODUCT	FINISH
7152030	White
71520195	Brushed Nickel

Suggested Product(s):

01250 – Halogen capsylite bulb (50W)

Halogen Recessed Fixture GU10/50W

This halogen lamp is designed for ceiling installation in kitchens, bathrooms, or anywhere else in the home.

- 50 W bulb sold separately (101050 type GU10/50 W)
- Swivel feature allows you to direct light to the desired location
- No transformer required

Includes:

- connection box

PRODUCT	DESCRIPTION	FINISH
101050140	With swivel	Chrome
101050195	With swivel	Satin Chrome

Suggested Product(s):


101050 – Halogen GU10 Bulb

 **01620**
MR16 20W

 **01635**
MR16 35W

 **101050**
GU10 50W

 2,000 h
to 4,000 h

 3-5/8"
(92 mm)

 18°



 **01250**
PAR20 50W

 2,000 h
to 4,000 h

 5-1/8"
(130 mm)

 20°



 **101050**
GU10 50W

 4-3/8"

 3-3/4"

 3-5/8"

Richelieu Section 8C



Pictogram Legend p8A2

CCRMUS 2017

Page 8C3

Lighting Solutions | Halogen Lighting

Halogen Recessed and Swivel 50W (ceiling)

This halogen fixture is designed for ceiling installation.

- Swivels to direct light where needed
- GU10 for line voltage (No 1020700)
- Required: 1020450 3-5/8" can for MR16 (with transformer) or 1020700 3" can for GU10

PRODUCT	FINISH
72400195	Brushed Nickel

Suggested Product(s):

GU10 halogen bulb: 101050 (50W)

Eco-Arc Halogen GU10 50W

Easy installation: Only 2 screws are needed to surface mount this accent lamp.

Includes:

- GU10 50W bulb and a 6' power cord

PRODUCT	FINISH
11021195	Brushed Nickel

Suggested Product(s):

4810505 – Three-Step Touch Dimmer

Halogen Fixtures for Recessed Ceiling Lighting GU10

Recessed ceiling lighting lets you brighten dark areas, emphasize works of art, light up your kitchen, or give any room its own unique atmosphere! With a variety of trim finishes and sizes, Richelieu's recessed lighting is easy to incorporate into designs and just as simple to install.

PRODUCT	BORE HOLE	Ø	FINISH	HEIGHT	LENGTH
1020060	3-1/2"	4-1/4"	Unfinished	2-19/32"	10"
1020700	3-5/8"	3-59/64"	Unfinished	2-43/64"	9-1/16"

Suggested Product(s):

1020400E – Insulated Box, New Construction

101050 – Halogen GU10 Bulb

10201000 – Plastic Vapor Barrier

4" Halogen Fixture for PAR20

Recessed ceiling lighting lets you brighten dark areas, emphasize works of art, light up your kitchen, or give any room its own unique atmosphere! With a variety of trim finishes and sizes, Richelieu's recessed lighting is easy to incorporate into designs and just as simple to install.

PRODUCT	FINISH	HEIGHT	LENGTH
102065	Unfinished	2-3/4"	9-1/16"

Suggested Product(s):

101050 – Halogen GU10 Bulb

10201000 – Plastic Vapor Barrier

1020400E – Insulated Box, New Construction

71520AB – 4" Recessed Trim, PAR20 - Antique Brass

71520130 – 4" Recessed Trim, PAR20 - Brass

71520140 – 4" Recessed Trim, PAR20 - Chrome

71520195 – 4" Recessed Trim, PAR20 - Brushed Nickel

7152030 – 4" Recessed Trim, PAR20 - White



01620
MR16 20W



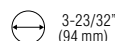
01635
MR16 35W



101050
GU10 50W



2,000 h
to 4,000 h



3-23/32"
(94 mm)



17°



101050
50W



5-3/4"



101050



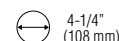
2,000 h
to 4,000 h



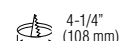
10150



2,000 h
to 4,000 h




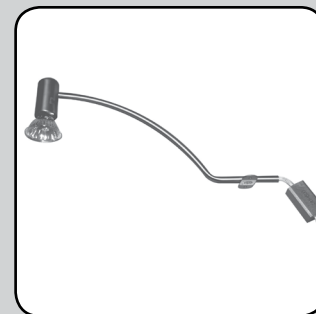
4-1/4"
(108 mm)



4-1/4"
(108 mm)



Richelieu Section 8C



Pictogram Legend p8A2

Lighting Solutions | Halogen Lighting

Halogen Recessed Fixture 50W PAR20

This halogen lamp (with an optional swivel feature) is designed for ceiling installation in kitchens, bathrooms, or anywhere in the home. No transformer required.

Includes:

- Connection box

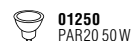
PRODUCT	DESCRIPTION	FINISH
102050140	With Swivel	Chrome
102050195	With Swivel	Satin Chrome
102050900	With Swivel	Black

Suggested Product(s):



1020400E – Insulated Box, New Construction

10201000 – Plastic Vapor Barrier

1250 – Halogen Capsylite 50W Bulb



Richelieu Section 8C



Pictogram Legend p8A2

Halogen G4 Bulb

PRODUCT	WATTAGE
3240	20 W

Halogen G8 Bulb

PRODUCT	WATTAGE
52312020	20 W

Halogen G10 Bulb

- Average life span of 2000 to 4000 hours

PRODUCT	WATTAGE
101050	50 W

1
SCREWS
AND
FASTENERS

2
FURNITURE
EQUIPMENT

3
HINGES

4
SLIDES

5
CASTERS
AND LEGS

6
KITCHEN
SOLUTIONS

7
CLOSET
SOLUTIONS

8
LIGHTING
SOLUTIONS

9
SINKS
AND
FAUCETS

10
OFFICE

11
SLIDING
DOORS

12
GLASS
HARDWARE

13
PANELS
AND
SURFACES

14
EDGE-
BANDING

15
CABINET
DOORS
AND
DRAWERS

16
CORBELS
AND FLOOR
REGISTERS

17
GLUES,
SILICONES,
CAULK AND
INSULATING

18
TOOLS
AND
SECURITY

19
FINISHING
PRODUCTS
AND SHOP
SUPPLIES

20
COMMERCIAL
DISPLAY
HARDWARE

21
MOLDING,
RAILING AND
BATHROOM
HARDWARE

Halogen Lighting

Accessories

Halogen Capsylite Bulb 50W

- Use with Series 0112 lighting units.

PRODUCT	WATTAGE
01250	50 W

MR16 Halogen Bulb

- Average life span of 2000 to 4000 hours

PRODUCT	WATTAGE
01650	50 W

Extension Male/Female

Extension cord with male and female plugs to install a 3-light halogen system farther than 6' from the transformer.

PRODUCT	LENGTH
0110	72"

Suggested Product(s):

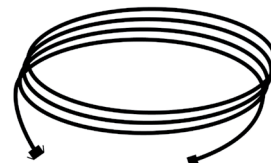
107290 – 20W Halogen Fixture

107390 – 107590 – Direct Voltage Halogen – 12", Female, Black

Richelieu's Halogen Trim Ring

PRODUCT	DESCRIPTION	Ø	FINISH
10018090	Trim Ring for 1001090, Black	2-11/16"	Black
10018170	Trim Ring for 1001170, Nickel	2-11/16"	Nickel

Richelieu Section 8C



Pictogram Legend p8A2

Halogen Lighting

Accessories

71520-XXX Series – 4" Recessed Trim, PAR20

PRODUCT	Ø	FINISH	HEIGHT
71520195	5-1/8"	Brushed Nickel	2-3/16"
7152030	5-1/8"	White	2-3/16"

Suggested Product(s):

Halogen Capsytle 50W Bulb
Plastic Vapor Barrier
Insulated Box, New Construction
102065 – 4" Fixture for PAR20

3-5/8" Recessed Trim

PRODUCT	Ø	FINISH	HEIGHT
64400175	4-19/32"	Brushed Chrome	1-15/16"
64400195	4-19/32"	Brushed Nickel	1-15/16"
6440030	4-19/32"	White	1-15/16"

Suggested Product(s):

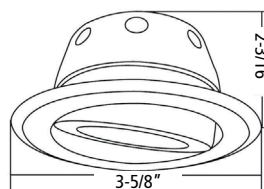
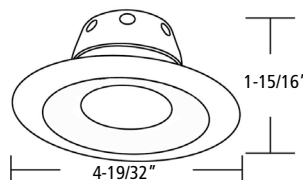
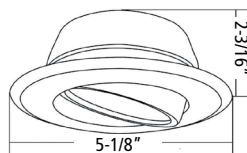
Plastic Vapor Barrier
Halogen MR16 Bulb
Halogen GU10 Bulb
Insulated Box, New Construction
1020060 – Recessed Can 3-5/8" Line Voltage GU10 50W
1020550 – 3-5/8" Fixture (Can) with Transformer

3-5/8" Recessed Trim

PRODUCT	Ø	FINISH	HEIGHT
6240195	3-5/8"	Brushed Nickel	2-3/16"
624030	3-5/8"	White	2-3/16"
6240ORB	3-5/8"	Oil-rubbed Bronze	2-3/16"

Suggested Product(s):

LED MR16 3W
Halogen MR16 Bulb
Halogen GU10 Bulb
Plastic Vapor Barrier
1020060
Recessed Can 3-5/8" Line Voltage GU10 50W
1020550
3-5/8" Fixture (Can) with Transformer



Richelieu Section 8C



Pictogram Legend p8A2

CCRMUS 2017

Halogen Lighting

Accessories

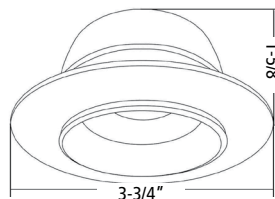
Richelieu Section 8C

3" Recessed Trim

PRODUCT	Ø	FINISH	HEIGHT
73550195	3-3/4"	Brushed Nickel	1-5/8"
73550ORB	3-3/4"	Oil-rubbed Bronze	1-5/8"

Suggested Product(s):

Halogen MR16 Bulb
Halogen GU10 Bulb
LED MR16 3W
Plastic Vapor Barrier
Insulated Box, New Construction
1020700 – Mini 3" Can for GU10
1020450 – 3" Fixture (Can) with Transformer

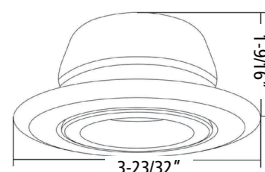


3" Recessed Trim

PRODUCT	Ø	FINISH	HEIGHT
72400195	3-23/32"	Brushed Nickel	1-9/16"

Suggested Product(s):

Plastic Vapor Barrier
Halogen MR16 Bulb
Halogen GU10 Bulb
Insulated Box, New Construction
1020700 – Mini 3" Can for GU10
1020450 – 3" Fixture (Can) with Transformer

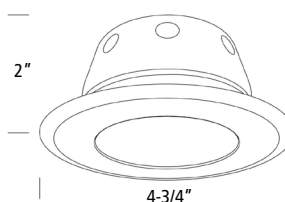


3-5/8" Recessed Shower Trim

PRODUCT	Ø	FINISH	HEIGHT
75000195	4-3/4"	Brushed Nickel	2"

Suggested Product(s):

Halogen MR16 Bulb
Halogen GU10 Bulb
Plastic Vapor Barrier
Insulated Box, New Construction
LED MR16 3W
1020060 – Recessed Can 3-5/8" Line Voltage GU10 50W
1020550 – 3-5/8" Fixture (Can) with Transformer



Pictogram Legend p8A2

Halogen Lighting

Accessories

60W Transformer

For low-voltage halogen lights.

PRODUCT	FINISH
7663	White

Suggested Product(s):

751-X Series – Low-Voltage Cable
 130200170 – Eco-Contemporary 20W Halogen
 72200170 – EcoAngle 20W Triangle Halogen
 110200195 – Eco-Halogen MR16 20W

Transformer

- Voltage: 12V
- Roll switch located 3" from the plug on a 6" cord
- Dimmable
- 3 lights max. per transformer
- Use with round halogen light No 1001090 (black) or No 1001170 (satin nickel)

PRODUCT	FINISH	WATTAGE
10016012	Black	Max. 60 W

Terminal Block

- To be used if more than three 10W halogen lights need to be connected to one transformer. Allows connections of up to 6 or 12 10W halogen lights
- Use with halogen recessed or surface mount lamps


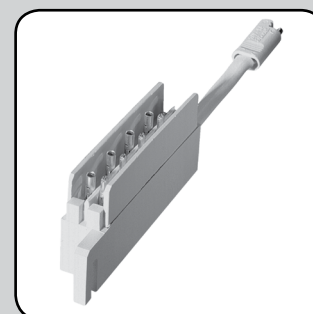
PRODUCT	FINISH
7563	White

Connecting Cable

- To be used with No 77120, No 7660, or No 7560 transformers for additional connections between a transformer and low-voltage halogen lights
- Use with halogen recessed or surface mount lamps

PRODUCT	FINISH	LENGTH
7510	White	39"
7517	White	79"
7516	White	119"

Richelieu Section 8C



Pictogram Legend p8A2

CCRMUS 2017

1	SCREWS AND FASTENERS
2	FURNITURE EQUIPMENT
3	HINGES
4	SLIDES
5	CASTERS AND LEGS
6	KITCHEN SOLUTIONS
7	CLOSET SOLUTIONS
8	LIGHTING SOLUTIONS
9	SINKS AND FAUCETS
10	OFFICE
11	SLIDING DOORS
12	GLASS HARDWARE
13	PANELS AND SURFACES
14	EDGE-BANDING
15	CABINET DOORS AND DRAWERS
16	CORBELS AND FLOOR REGISTERS
17	GLUES, SILICONES, CAULK AND INSULATING
18	TOOLS AND SECURITY
19	FINISHING PRODUCTS AND SHOP SUPPLIES
20	COMMERCIAL DISPLAY HARDWARE
21	MOLDING, RAILING AND BATHROOM HARDWARE

Halogen Lighting

Accessories

Connecting Cable

- To be used with No 10016012 transformer for additional connections between a transformer and low-voltage halogen lights
- Use with round halogen light No 1001090 (black) or No 1001170 (satin nickel)

PRODUCT	FINISH	LENGTH
100140	Black	40"
100179	Black	79"

751-X Series – Low-Voltage Cable

Cable connection in additional lengths for halogen lights.

PRODUCT	FINISH	LENGTH
75170	White	79"

Suggested Product(s):

7663 – 60W Transformer
 130200170 – Eco-Contemporary 20W Halogen
 72200170 – EcoAngle 20W Triangle Halogen
 110200195 – Eco-Halogen MR16 20W

4 Levels Touch Dimmer

- Just connect the touch control wire to any metallic surface such as a cabinet hinge, metal screw, or metal knob, etc., for fingertip control of the dimming and switching of your lights
- Touch-sensitive dimmer provides three levels of brightness with a touch on/off function
- Easy installation
- 300W maximum capacity
- Compatible with halogen, xenon and incandescent bulbs

PRODUCT
784190


Three-Step Touch Dimmer

Just connect the touch control wire to any metallic surface such as a cabinet hinge, metal screw, or metal knob for fingertip control of your lights! 24" female connection 10' power cord 4' touch wire.

- Touch-sensitive dimmer provides three levels of brightness with a touch on/off function
- Easy installation
- Maximum capacity: 120W
- Can be used with halogen, incandescent, and xenon lights

PRODUCT	FINISH
4810505	Black

Richelieu Section 8C



Pictogram Legend p8A2

Halogen Lighting

Accessories

3 Levels Touch Dimmer

- Touch-sensitive dimmer provides three levels of brightness
- Female connector: 24" (610 mm)
- Power cord: 10' (3 m)
- 300W maximum capacity
- Compatible with halogen, incandescent, and xenon lights

PRODUCT	FINISH
2500	Brown





Insulated Box, New Construction

- Unfinished
- If you have a new home or your ceiling has insulation on top, you'll also need an insulation box
- Use with recessed halogen light 50W, recessed and swivelling halogen 50W and shower recessed halogen 50W

PRODUCT	LENGTH	HEIGHT	WIDTH
1020400E	12-5/8" (321 mm)	6-7/8" (175 mm)	8-5/8" (219 mm)

Richelieu Section 8C



Pictogram Legend p8A2

CCRMUS 2017

NOTES

Lighting Solutions | Fluorescent Lighting

Fluorescent Profilo Lighted Shelf

The Profilo is the perfect solution for boutiques, offices or even the home.

- Scratch-resistant anodized aluminum profile with glass shelves
- Two-way lighting illuminates the top and bottom of the shelf

Includes:

- T5 cool white fluorescent tube and bracket support

PRODUCT	FINISH	LENGTH	WATTAGE
41970510	Aluminum	23-5/8"	14 W
419705170	Stainless	23-5/8"	14 W
41980510	Aluminum	35-7/16"	21 W
419805170	Stainless	35-7/16"	21 W
41990510	Aluminum	47-1/4"	28 W
419905170	Stainless	47-1/4"	28 W

14 W, 21 W
or 28 W

7,500 h

7-7/8"
(200 mm)

2-7/32"
(56 mm)



T5 Fluorescent SlimLite XL

SlimLite XL is cooler, brighter and more compact, making it the successor to the classic SlimLite.

- Max watts in line: 390W
- REQUIRED: 76490100 SlimLite T4 and SlimLite XL T5 Accessories

PRODUCT	DESCRIPTION	LENGTH	WATTAGE
76492200	White casing	23-1/8"	14 W
76492201	Plexiglass cover	23-1/8"	14 W
76492202	T5 cool white tube	23-1/8"	14 W
76492203	T5 warm white tube	23-1/8"	14 W
76493400	White casing	34-7/8"	21 W
76493402	T5 cool white tube	34-7/8"	21 W
76493403	T5 warm white tube	34-7/8"	21 W
76494300	White casing	46"	28 W
76494301	Plexiglass cover	46"	28 W
76494302	T5 cool white tube	46"	28 W
76494303	T5 warm white tube	46"	28 W
76495900	White casing	59"	35 W
76495901	Plexiglass cover	59"	35 W
76495902	T5 cool white tube	59"	35 W
76495903	T5 warm white tube	59"	35 W

14 W, 21 W,
28 W or 35 W


20,000 h

29/32"
(23 mm)

1-5/16"
(33 mm)



Richelieu Section 8D



Pictogram Legend p8A2

CCRMUS 2017

Page 8D1

Lighting Solutions | Fluorescent Lighting

Richelieu Section 8D

T4 Fluorescent SlimLite

This ultra-thin fluorescent fixture is designed for installation in wall units, in displays and under cabinets – so thin it can fit in any space. It features a compact fluorescent tube for discreet, effective installation; integrated electronic ballast and an instant, flicker-free start.

- Max watts in line: 155W
- REQUIRED: 76490100 SlimLite T4 and SlimLite XL T5 Accessories

Includes:

- Includes fluorescent tube and plexiglass cover

PRODUCT	DESCRIPTION	LENGTH	WATTAGE
76491012	Cool white fixture	10"	7 W
76491013	Warm white fixture	10"	7 W
7641030	T4 cool white tube	10"	7 W
7637	T4 warm white tube	10"	7 W
76491312	Cool white fixture	13"	10 W
76491313	Warm white fixture	13"	10 W
7641330	T4 cool white tube	13"	10 W
7651330	T4 warm white tube	13"	10 W
76492012	Cool white fixture	20"	18 W
76492013	Warm white fixture	20"	18 W
7642030	T4 cool white tube	20"	18 W
7639	T4 warm white tube	20"	18 W

7 W, 10 W
or 18 W

10,000 h

11/16"
(17 mm)

1-1/4"
(32 mm)



T4 Fluorescent

Ideal fluorescent lighting for residential kitchens, bathrooms, wall units, etc.

- Instant start, flicker-free with On/Off switch

Includes:

- Fixture, a T4 cool white tube, power cord, switch, mounting brackets, screws and plexiglass cover

PRODUCT	DESCRIPTION	FINISH	LENGTH	WATTAGE
77481501	Replacement tube	White	13-1/2"	8 W
77481901	Replacement tube	White	17-1/2"	12 W
77482101	Replacement tube	White	19-1/4"	16 W
77482301	Replacement tube	White	21"	20 W
77482201	Replacement tube	Black	29"	22 W
77482401	Replacement tube	Black	34-1/2"	24 W
77482801	Replacement tube	Black	46-1/4"	28 W

8 W, 12 W,
16 W or 20 W

10,000 h

7/8"
(22 mm)

1-5/8"
(41 mm)



Pictogram Legend p8A2

Lighting Solutions | Fluorescent Lighting

T5 Fluorescent Solution

The compact T5 solutions are the easiest of all lighting options to install as under-cabinet fluorescent, display, and retail lighting.

- Built-in electronic ballast
- Required: Power cable: 76690079 (79")

Includes:

- T5 4,100° K (neutral white) bulb, cover, direct connector, mounting clips for installation, and a built-in switch on the side of each fixture

PRODUCT	DESCRIPTION	LENGTH	WATTAGE
76691308	White fixture	13-1/2"	8 W
76691300	Replacement tube	13-1/2"	8 W
76692314	White fixture	23-13/16"	14 W
76692300	Replacement tube	23-13/16"	14 W
76693521	White fixture	35-1/2"	21 W
76693500	Replacement tube	35-1/2"	21 W
76694728	White fixture	47-1/2"	28 W
76694700	Replacement tube	47-1/2"	28 W

Suggested Product(s):

Connecting cable 76690006 (6"), 76690012 (12"), 76690020 (20"), 76690040 (40"), Direct connector 76690000, Mounting clip 766490600

8 W, 14 W,
21 W or 28 W

8,000 h

7/8"
(22 mm)

1-5/8"
(41 mm)



T5 Fluorescent Tazetta

Energy-efficient fluorescent 3,500K T5 task light with electronic ballast.

- Black
- TCLP compliant
- Center cord and switch standard

Includes:

- T5 fluorescent tube and spring steel mounting bar

PRODUCT	SUGGESTED SHELF SIZE	LIFE CYCLE	LENGTH	WATTAGE
90450E13	18" to 24"	7,500 hours	13"	8 W
90450E24	30" to 42"	20,000 hours	24"	14 W
90450E36	42" to 48"	20,000 hours	36"	21 W
90450E48	48" to 60"	20,000 hours	48"	28 W
90450E60	60" to 72"	20,000 hours	60"	35 W

8 W, 14 W, 21 W,
28 W or 35 W

4-5/16"
(109 mm)

1-11/32"
(33 mm)



T5 Fluorescent Perno

The Perno T5 black is the economical choice for a task lighting solution. 160° swivel feature allows the user to position the light where needed

- Convenient on/off switch located on the fixture

Includes:

- Fluorescent T5 tube, on/off switch, 9' power cord, 20" connecting cable and screw kit for wood shelf mounting

PRODUCT	FINISH	LENGTH	WATTAGE
94E1018090	Black	18-3/4"	10 W
94E1424090	Black	24-1/2"	14 W
94E2136090	Black	36-11/32"	21 W
94E2848090	Black	44-11/32"	28 W

10 W, 14 W,
21 W or 28 W


10,000 h

3-3/8"
(86 mm)

1-1/8"
(29 mm)



Richelieu Section 8D



Pictogram Legend p8A2

CCRMUS 2017

Page 8D3

Lighting Solutions | Fluorescent Lighting

Richelieu Section 8D

T5 Fluorescent Perno - Magnet Mount

The Perno T5 is the economical choice for a task lighting solution.

- Two fixing options
- 160° swivel feature allows the user to position the light where needed

Includes:

- Neutral white fluorescent T5 tube, on/off switch, 9' power cord, magnet for metal shelf installation and screw kit for wood shelf mounting


PRODUCT	FINISH	LENGTH	WATTAGE
94E1424100	Silver	24"	14 W
94E2136100	Silver	36"	21 W
94E2848100	Silver	48"	28 W

14W, 21W,
or 28W

7,500 h

3-3/8"
(86 mm)

1-1/8"
(29 mm)



T5 Fluorescent Perno with Occupancy Sensor

The Perno T5 black is the economical choice for a task lighting solution.

- Two fixing options
- 160° swivel feature allows the user to position the light where needed

Includes:

- Neutral white fluorescent T5 tube, on/off switch, occupancy sensor, 9' power cord, magnet for metal shelf installation and screw kit for wood shelf mounting

PRODUCT	FINISH	LENGTH	WATTAGE
94ES1424100	Silver	24"	14 W
94ES2136100	Silver	36"	21 W
94ES2848100	Silver	48"	28 W

14W, 21W,
or 28W

7,500 h

3-3/8"
(86 mm)

1-1/8"
(29 mm)



T8 Task Light

T8 tri-phosphor 3500 K fluorescent lamp offers increased energy efficiency. Safety keyhole slots accommodate wood or laminate installation.

Includes:

- 9' black cord (center exit)

PRODUCT	CONNECTION TYPE	FINISH	LENGTH	WATTAGE
9049490	Side cord exit	Black	24"	17 W
9049590	Center cord exit	Black	36"	25 W
9049690	Center cord exit	Black	48"	32 W
9049890	Side cord exit	Black	46"	25 W

10,000 h



Pictogram Legend p8A2

Fluorescent Lighting

Accessories

T5 Richelieu Ground Fluorescent Power Cords

Richelieu's T5 Grounded Fluorescent offers you many different options for installation, with over 20 different styles of connecting cables to choose from. Power cords available in the "straight, up, down, left and right" positions (all sold separately).

PRODUCT	DESCRIPTION	FINISH	LENGTH
79990D72	Angled down power cord	White	72"
79990L72	Angled left grounded power cord	White	72"
79990R72	Angled right grounded power cord	White	72"
79990U72	Angled up grounded power cord	White	72"
79990072	Straight grounded power cord	White	72"

Power Cable

- Use with fluorescent lamp Slimlite T4 and Slimlite XL T5

PRODUCT	DESCRIPTION	FINISH	LENGTH
76490100	Power Cord	White	72"
76490200	Power Cord with switch	White	72"

Connecting Cable

- Use with fluorescent lamp Slimlite T4 and Slimlite XL T5

PRODUCT	FINISH	LENGTH
76490008	White	6"
76490012	White	12"
76490024	White	24"
76490048	White	48"
76490072	White	72"

3' Rope Light

Rope lights create versatile and decorative lighting, ideal for display cases or many other lighting purposes where creativity is a must. Clear rope light available in 3' increments.



Once the rope light has been cut, you can use the remaining lengths as needed in different areas. You will require another power cord for each additional length (power cords are SOLD SEPARATELY). Rope light can be cut every 3' where the markings are.

PRODUCT	FINISH	Ø
931011	Clear	1/2"

Required Product(s):

9326 – Connector Wire (Non-Neon)

Richelieu Section 8D



Pictogram Legend p8A2

CCRMUS 2017

Fluorescent Lighting

Accessories

13W Fluorescent Black Light Fixture

24-1/2" fluorescent 13 W (110 V) ultraviolet fixture for UV tasks (e.g. glue).

PRODUCT	FINISH	LENGTH
10132490	Black	24-1/2"

13W

1-3/16"

4-5/16"

Hardwire Box with Switch

- Use with fluorescent lamp Slimlite T4 and Slimlite XL T5

PRODUCT	FINISH
76490500	White

On/Off Rocker Switch

- Use with fluorescent lamp Slimlite T4 and Slimlite XL T5



PRODUCT	FINISH
76490300	White

Hardwire Box

- Use with fluorescent lamp Slimlite T4 and Slimlite XL T5

PRODUCT	FINISH
76490400	White

Richelieu Section 8D



Pictogram Legend p8A2

Fluorescent Lighting

Accessories

T4 SlimLite and T5 SlimLite XL Accessories – White

PRODUCT	DESCRIPTION	COMPATIBILITY	FINISH	LENGTH
76490000	Fluorescent Direct Connection	SlimLite and XL	White	1"
76490008	Fluorescent Connecting Wire	SlimLite and XL	White	6"
76490012	Fluorescent Connecting Wire	SlimLite and XL	White	12"
76490024	Fluorescent Connecting Wire	SlimLite and XL	White	2'
76490072	Fluorescent Connecting Wire	SlimLite and XL	White	72"
76490048	Fluorescent Connecting Wire	SlimLite and XL	White	48"
76490100	Power Cord	SlimLite and XL	White	72"
76490200	Cord with Roll Switch	SlimLite and XL	White	72"
76494301	T5 Slimlite XL Plexiglas Cover	Thin 76494300	White	46"
76495901	T5 SlimLite XL Plexiglas Cover	Thin 76495900	White	59"
76492201	T5 SlimLite XL Plexiglas Cover	XL 76492200	White	23-1/8"
769930	SlimLite T4 Mounting Clips	SlimLite and XL	White	11/16"

Suggested Product(s):

7649-XXXX Series – T5 SlimLite XL Fluorescent

764910-XX, 764913-XX and 764920-XX Series – T4 SlimLite Fluorescent

T5 Direct Connection Box

Hardwire box with switch.

PRODUCT	FINISH
79990872	White

Suggested Product(s):

Richelieu's Ground T5 Fluorescent


T5 Fluorescent Accessories, 7669XXXX Series – White

PRODUCT	DESCRIPTION	LENGTH
766490600	Mounting Clip	7/8"
76690000	Direct Connector	15/16"
76690006	6" Connecting Cable	6"
76690012	12" Connecting Cable	12"
76690020	20" Connecting Cable	20"
76690040	40" Connecting Cable	40"
76690079	79" Power Cord	79"

Suggested Product(s):

7669-XXXX Series – Richelieu's T5 Fluorescent Solution

Richelieu Section 8D



Pictogram Legend p8A2

CCRMUS 2017

1	SCREWS AND FASTENERS
2	FURNITURE EQUIPMENT
3	HINGES
4	SLIDES
5	CASTERS AND LEGS
6	KITCHEN SOLUTIONS
7	CLOSET SOLUTIONS
8	LIGHTING SOLUTIONS
9	SINKS AND FAUCETS
10	OFFICE
11	SLIDING DOORS
12	GLASS HARDWARE
13	PANELS AND SURFACES
14	EDGE-BANDING
15	CABINET DOORS AND DRAWERS
16	CORBELS AND FLOOR REGISTERS
17	GLUES, SILICONES, CAULK AND INSULATING
18	TOOLS AND SECURITY
19	FINISHING PRODUCTS AND SHOP SUPPLIES
20	COMMERCIAL DISPLAY HARDWARE
21	MOLDING, RAILING AND BATHROOM HARDWARE

Fluorescent Lighting

Accessories

Richelieu Section 8D

T5 Richelieu Ground Fluorescent Accessories

Richelieu's T5 Grounded Fluorescent offers you many different options for installation with over 20 different styles of connecting cables to choose from. Connecting cables available in the "straight, up, down, left and right" positions (all sold separately).

PRODUCT	DESCRIPTION	FINISH	LENGTH
79990000	Mounting kit for Direct Quick Connect	Unfinished	7/8"
79990D06	6" connecting cable angled downwards	White	6"
79990D12	12" connecting cable angled downwards	White	12"
79990D24	24" connecting cable angled downwards	White	24"
79990D36	36" connecting cable angled downwards	White	36"
79990L06	6" connecting cable angled to the left	White	6"
79990L12	12" connecting cable angled to the left	White	12"
79990L24	24" connecting cable angled to the left	White	24"
79990L36	36" connecting cable angled to the left	White	36"
79990R06	6" connecting cable angled to the right	White	6"
79990R12	12" connecting cable angled to the right	White	12"
79990R24	24" connecting cable angled to the right	White	24"
79990R36	36" connecting cable angled to the right	White	36"
79990U06	6" connecting cable angled upwards	White	6"
79990U12	12" connecting cable angled upwards	White	12"
79990U24	24" connecting cable angled upwards	White	24"
79990U36	36" connecting cable angled upwards	White	36"
79990006	6" straight connecting cable	White	6"
79990012	12" straight connecting cable	White	12"
79990024	24" straight connecting cable	White	24"
79990036	36" straight connecting cable	White	36"

Suggested Product(s):

7998-XXXX and 7999-XXXX Series – Richelieu's Ground T5 Fluorescent

Open Tie for Lighting Wire C4

PRODUCT

9340



Pictogram Legend p8A2

Lighting Solutions | Incandescent Lighting

40W Recessed

- Recessed fixture with rim
- Roll switch 5' from plug on a 10' cord
- No transformer required

Includes:

- 40 W bulb (40S11N11 120 V/40 W)

PRODUCT	LIGHT	CONNECTION TYPE	FINISH
5551130	Warm White	Type A	Brass
5553130	Warm White	Type B	Brass

Suggested Product(s):

40S11N11 – Incandescent S11 Bulb 40W
 78130 – Motion Sensor
 4810505 – Three-Step Touch Dimmer
 BSHB363 – 3-5/8" Bi-Metal Hole Saw



25W Recessed Lighting

Wide-rim, built-in unidirectional recessed light with a 6' power cord.
 No transformer required.

Includes:

- 25 W bulb (25R1411 R14/25 W)

PRODUCT	LIGHT	FINISH
0107140	Clear	Chrome

Suggested Product(s):

10890 – 300-Watt Dimmer Switch
 25R1411 – Incandescent R14 25W Clear Bulb
 3309090 – Wire Clip
 4810505 – Three-Step Touch Dimmer



Furniture Lighting 25 W

Make your furniture unique with Richelieu's lighting solutions. A few easy-to-install lights will set your designs apart and put you ahead of the pack. When accent lighting is added to a bookcase, home theatre or armoire, it adds value to the piece and drama to the room by creating visual interest. Incandescent fixture with a 25 W bulb: Reduced 25 W bulb produces good accent lighting and is ideal for furniture.

- Recess Depth: 2"
- Warm White

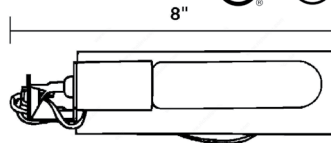
Includes:

- 25 W bulb (25T1011 T10)

PRODUCT	CONNECTION TYPE	FINISH	LENGTH
AG3290L30	6" Cord and In-Line On/Off Switch	White	8"
AG3290L60	6" Cord and In-Line On/Off Switch	Brown	8"
BPAG3290L30	10' Cord	White	8"

Suggested Product(s):

25T1011 – Incandescent T10 25W Bulb
 3309090 – Wire Clip
 3121 – Push-Button Switch



Richelieu Section 8E



Pictogram Legend p8A2

CCRMUS 2017

Page 8E1

Lighting Solutions | Incandescent Lighting

Richelieu Section 8E

Double Furniture Light

Dual incandescent fixture with 25 W bulbs. The reduced 25 W bulb produces good accent lighting and is ideal for furniture. No transformer required.

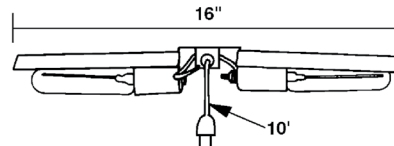
Includes:

- 25 W bulbs (25T1011 T10)
- 10" cord and rotary switch

PRODUCT	FINISH
T3290L60	Brown

Suggested Product(s):

25T1011 – Incandescent T10 25W Bulb
3121 – Push-Button Switch
3309090 – Wire Clip



Incandescent Replacement Bulbs

The classic "normal light bulb" we're all familiar with. These bulbs have a very thin tungsten filament housed inside a glass sphere. Incandescent bulbs are inexpensive and readily available in a variety of wattages and shapes. They produce a yellowish-white light that is emitted in all directions. Average life span of 1000 hours.

PRODUCT	WATTAGE
25R1411	25 W
25T1011	25 W
40S11N11	40 W

Pictogram Legend p8A2

| Lighting Solutions |

Outlets and Switches

Double Outlet - Oval

PRODUCT	FINISH
235320083	Brown
235320090	Black

Decora® Tamper-Resistant Outlet

PRODUCT	FINISH
235325083	Brown
235325090	Black
235325100	Gray

Decora® Tamper-Resistant GFCI Receptacle

PRODUCT	FINISH
237599100	Gray

Decora® Tamper-Resistant Receptacles

Decora duplex receptacles are designed for a chic appearance, quick installation, and durability. The impact-resistant thermoplastic design offers a long service life and high performance in homes, offices, schools, and other settings.

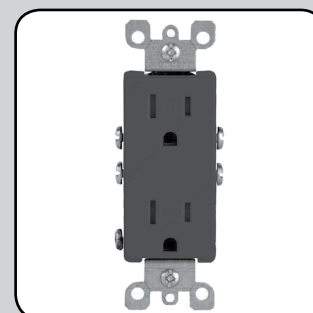
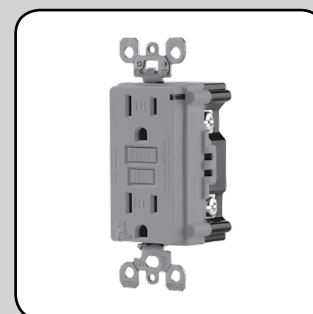
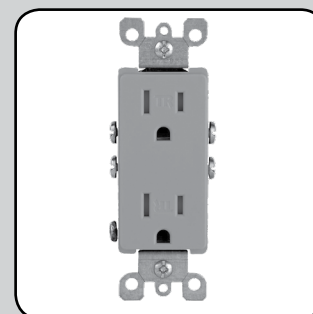

It also coordinates beautifully with Richelieu's line of wallplates.

• Voltage: 125 V

PRODUCT	FINISH
235325083	Brown
235325090	Black
235325100	Gray

All Richelieu outlets and switches features Amperage of 15A, Voltage of 120V and approved CSA and UL.

Richelieu Section 8F



Pictogram Legend p8A2

- 1 SCREWS AND FASTENERS
- 2 FURNITURE EQUIPMENT
- 3 HINGES
- 4 SLIDES
- 5 CASTERS AND LEGS
- 6 KITCHEN SOLUTIONS
- 7 CLOSET SOLUTIONS
- 8 LIGHTING SOLUTIONS
- 9 SINKS AND FAUCETS
- 10 OFFICE
- 11 SLIDING DOORS
- 12 GLASS HARDWARE
- 13 PANELS AND SURFACES
- 14 EDGE-BANDING
- 15 CABINET DOORS AND DRAWERS
- 16 CORBELS AND FLOOR REGISTERS
- 17 GLUES, SILICONES, CAULK AND INSULATING
- 18 TOOLS AND SECURITY
- 19 FINISHING PRODUCTS AND SHOP SUPPLIES
- 20 COMMERCIAL DISPLAY HARDWARE
- 21 MOLDING, RAILING AND BATHROOM HARDWARE

Single-Pole Toggle Switch

PRODUCT	FINISH
231451083	Brown
231451090	Black

Decora® Single-Pole Switch

PRODUCT	FINISH
235601083	Brown
235601090	Black
235601100	Gray

Decora® 3-Pole Switch

PRODUCT	FINISH
235603083	Brown
235603090	Black
235603100	Gray

Decora® 4-Pole Switch

PRODUCT	FINISH
235604083	Brown
235604100	Gray

IllumaTech Slide Dimmer Kit

IllumaTech is packaged with three colors in one box: Black, brown and gray.

- Voltage: 120 V
- Standard ON/OFF
- Radio/TV filter

PRODUCT	FINISH
4253506	Brown, Black or Gray



Pictogram Legend p8A2

Lighting Solutions | Outlets and Switches

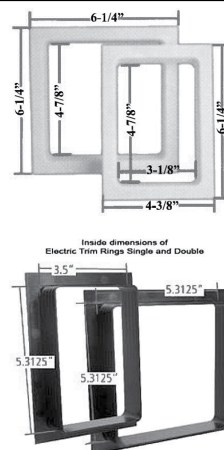
Electric Trim Rings

This electric trim ring is designed to clean up electrical cutouts in cabinet backs. Extremely versatile, this ring comes in two sizes for single and double gang boxes and can be trimmed to specific return depths, depending upon the thickness of the back. The ETC is easy to install and align with our new outlet stamp.

PRODUCT	FINISH	DESCRIPTION	QTY/BOX
918823	White	Single	1
918935	White	Single	10
918937	Hardrock Maple	Single	1
918939	Hardrock Maple	Single	10
919020	Black	Single	1
919022	Black	Single	10
919024	Almond	Single	1
919026*	Almond	Single	10
918824	White	Double	1
918936	White	Double	10
918938	Hardrock Maple	Double	1
919021	Black	Double	1
919023	Black	Double	10
919027**	Almond	Double	10

*Option available on the internet

** Product only available on the internet.



FastCap

FREEDiM Series Deco Wall Dimmer

The FREEDiM SERIES DECO'S innovative, patent-pending design combines the convenience and flexibility of a remote dimmer with the functionality of a traditional hardwired switch. Designed to fit standard electrical boxes and Decora® style wall plates, this groundbreaking new wireless technology will drastically reduce materials and labor costs without sacrificing quality or style. A single Dimmer can be programmed to up to 10 different Receivers; a single Receiver can be programmed to up to 8 different Dimmers.

- Available in single and 2-zone
- Can be programmed to multiple receivers for more lighting control
- Easily remove switch from docking tray to replace batteries or use as a remote dimmer



Application: Controls all Tresco dimmable low voltage lights..

PRODUCT	FINISH	FEATURES	HEIGHT	LENGTH	QTY/BOX
LWLD2WALBL	Black	Two Zones, With Housing	4-1/16" (103 mm)	1-5/16" (33 mm)	1
LWLD2WALLA	Almond	Two Zones, With Housing	4-1/16" (103 mm)	1-5/16" (33 mm)	1
LWLD2WALWH	White	With Housing, Two Zones	4-1/16" (103 mm)	1-5/16" (33 mm)	1

*Option available on the internet

** Product only available on the internet.

Richelieu Section 8F



Pictogram Legend p8A2

All Richelieu outlets and switches features Amperage of 15A, Voltage of 120V and approved CSA and UL.

Decora® Digital Controls with Bluetooth® Technology

Lighting control in the palm of your hand. The next generation of lighting control technology is here. Bridging the gap between traditional switches and whole-house automation systems, Decora Digital. Controls with Bluetooth® technology provide local control within a 30 foot* range without the need of a hub, gateway or internet connection.

- Fits in a standard wallbox, is compatible with standard wallplates (sold separately)
- Uses simple, intuitive on-screen menu options
- Individually control and program dimmers and switches within the home
- Each device can be uniquely named for easy identification
- Perfect for use in residential applications such as kitchens, bedrooms, and home offices
- Each device can be uniquely named for easy identification
- Flexibility to program timed events weekdays, weekends, or any combination of days at set or random times
- Astronomical clock automatically adjusts to local sunrise/sunset times
- Automatic daylight saving time adjustment
- Countdown sleep timer can be set for up to 12 hours
- LED locator light can be turned off via app
- Single pole or 3-way/multi-location control with Decora Digital remote (sold separately)
- Voltage: 120 V

Includes:

- 3 changeable face plates
- Single pole, 3-way/multi-location

Application: Digital Devices are ideal for living rooms, bedrooms, kitchens, dining rooms, home offices, outdoors, or anywhere full control of lighting is desired.

PRODUCT	DESCRIPTION	HEIGHT	LENGTH
109D00101	Decora Digital Dimmer	4-1/8" (105 mm)	2-1/8" (54 mm)
109S00115	On/Off switch only	4-1/8" (105 mm)	1-3/4" (44 mm)

Door Contact Switch 24V

- On/off door contact switch
- Material: Plastic
- Material: Plastic

Includes:

- 60" each input/output cables included

PRODUCT	FINISH	LENGTH
50460502	White	2-3/32" (53 mm)

60W

23/32"
(18 mm)

23/32"
(18 mm)



Pictogram Legend p8A2

Lighting Solutions | Outlets and Switches

Humidity Sensor

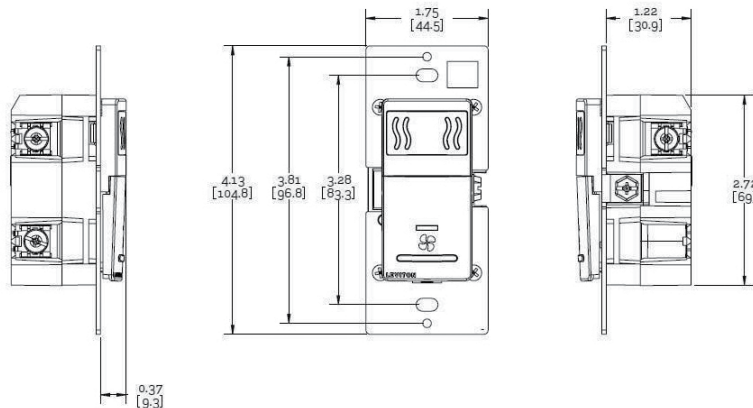
The Leviton Humidity Sensor and Fan Control automatically detects excess humidity in a room and activates the ventilation fan to lessen condensation which helps reduce mold and mildew. The sensor uses a microprocessor combined with state-of-the-art digital sensing technology to continuously monitor and manage humidity levels in areas of the home prone to condensation and mildew. It features user-friendly controls to adjust sensitivity, humidity level and time-out settings.

Automatic Humidity Control Mode – The sensor will automatically turn the fan ON upon detecting excess humidity. The sensor will continue to monitor the ambient air and automatically turn the fan OFF when the humidity level has dropped. **Manual Operation** – For immediate ventilation needs, the user can manually switch the fan ON or OFF by pressing the fan icon. The fan will run for 10 minutes and automatically turn OFF (time out period can be adjusted). If humidity levels change, the sensor will shift into automatic mode and time out accordingly. **Air Cycle Mode** – The Air Cycle mode automatically turns ON a ventilation fan for a set period of time and repeats the cycle hourly. (eg. 20 minutes ON/40 minutes OFF each hour).

- Load Rating: 600W Incandescent, 150W LED/CFL, 400VA Inductive/Ballast, 1/6th HP Motor
- Voltage: 120 Volt AC 60 Hz
- Switch Type: Single-Pole
- Fits in a standard wallbox and is compatible with standard wallplates (sold separately)
- Replaces a single pole switch for control of ventilation fan or a fan/light combination
- Installation: Wall Mounted

Application: Bathrooms, wine cellars, basements, laundry rooms, and home spas.

PRODUCT	FINISH	HEIGHT	LENGTH
109022030	White	4.13"	1/64"



Richelieu Section 8F



Pictogram Legend p8A2

All Richelieu outlets and switches features Amperage of 15A, Voltage of 120V and approved CSA and UL.

NOTES

Power Bars, Power Boxes and Chargers

Power Bar

- 10' Power Cord with 90° Plug
- Includes On/Off Switch - THE SWITCH IS A CIRCUIT BREAKER AS WELL
- The unit does not have a Surge Indicator Light - BUT THE UNIT IS SURGE PROTECTED
- Housing - PLASTIC
- The unit has Built-In Keyhole Slots for easy mounting with template
- There is no Response Time Specification
- 90 JOULES
- No Ground or Protection indicator light

PRODUCT	OUTLET	WIDTH	HEIGHT	LENGTH	FINISH
10046905	6	2"	1-1/4"	11-1/4"	Black



Access Boxes

- Available in 2-gang configuration for any combination of data, voice, fibre optics, fax, audio, video or power
- Field movable voltage barrier system
- Foldaway cover/door for easy access

Includes:

- Includes duplex power receptacle

PRODUCT	DESCRIPTION	DIMENSIONS	FINISH
10041090	Square	6" x 6"	Black
100410170	Square	6" x 6"	Stainless Steel
10042090	Rectangular	10-1/4" x 3-1/16"	Black
100420170	Rectangular	10-1/4" x 3-1/16"	Stainless Steel
10043090	Double rectangular	10-3/4" x 6-1/2"	Black
100430170	Double rectangular	10-3/4" x 6-1/2"	Stainless Steel
10045190	RJ11	—	Black
10045290	RJ45	—	Black




Pop-Up Power Bar

PRODUCT	OUTLET	USB	RJ45	TOP	FINISH
100492140	2	2	N/A	Aluminum	Chrome
100492185	2	2	N/A	Aluminum	Satin Nickel
100492090	2	2	2	Plastic	Black



Richelieu Section 8G



Pictogram Legend p7A2

CCRMUS 2017

Power Bar with USB

- Grounded outlets: 6
- 2 powered USB charge ports 2.1 A

DESCRIPTION	FINISH	LENGTH	WIDTH
100313090	Black	15-3/4" (400 mm)	2-1/8" (54 mm)

Power Harness 2 Outlet 2 USB

Charge your phone and all other devises with a two outlet two USB surface mounted power harness. Many customers are searching for USB solutions, especially furniture and office markets as mobile devices become more integrated into our daily lives and become an essential tool for work and for play. The harness is surface mounted and installed with screws so that it stays in place and won't shift around on the desk or nightstand during use.

- Surface mount installation with just 4 screws
- Two different options for plug in or USB charge make this versatile item ideal for any and every location where people are with their smart devices!
- Flat plug takes up less space behind furniture
- Voltage: 125V, current: 12A
- USB: 5V 2A

Included Product(s): 9' black power cord with round flat plug included

PRODUCT	FINISH	LENGTH	HEIGHT	WIDTH
432290	Black	5"	1.4" (36 mm)	1.6" (41 mm)



Pictogram Legend p7A2

Coaxial/Telephone Cable Power Bars

Multiple outlets and coaxial cable for TV connection.

PRODUCT	CORD LENGTH	OUTLET	RJ11	RJ45
431390	10'	3	1	1
431490	10'	4	1	N/A



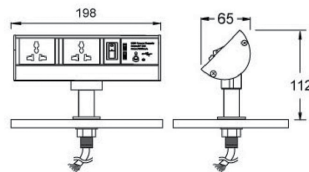
Surface Power

Elegant system that allows for a tidy, neat, and efficient workspace.

- Special design in high quality flame retardant nylon housing
- USB charge ports ideal for charging cell phones, smart phones, and tablets
- Well-built sturdy unit can be installed in any flat surface
- One on/off switch
- Voltage 110 - 130V

Included Product(s):

Includes two USB charge ports (Max.2100mA x 2), two outlets, on/off switch, and 79" grounded power cord



PRODUCT	FINISH	WIDTH	HEIGHT	LENGTH
100422090	Stainless Steel, Black	2-9/16" (65 mm)	4-13/32" (112 mm)	7-25/32" (198 mm)

4-PORT USB 2.0 Hub with Cable

Ideal for individual desk, this elegant desktop grommet will power and charge your electronic devices.

- Four high-speed USB 2.0 ports (40 times faster than USB 1.1)
- The Circuit Current is 500mA per USB port
- Connect up to 4 USB 2.0 devices simultaneously
- Powered from USB
- Compact design for easy portability and use
- Cable length: 1 m
- Material: Plastic

Sold by unit

PRODUCT	FINISH	DRILLING Ø	HEIGHT	QTY/BOX
BP71881040100	Silver	50 mm (1-31/32 in)	32 mm (1-1/4 in)	10
71881040100	Silver	50 mm (1-31/32 in)	32 mm (1-1/4 in)	280

Richelieu Section 8G



Pictogram Legend p7A2

CCRMUS 2017

Round Power Station

- Grounded power cord

PRODUCT	FINISH	OUTLET	USB	UNIVERSAL OUTLET (RJ45+RJ11)	LENGTH	Ø
100213090	Black	3	2	1	10' (3 m)	4-11/32" (110 mm)
100413090	Black	3	N/A	2	10' (3 m)	4-11/32" (110 mm)



Power Station with USB Richelieu

- Rounded edges and unique silver finish with matte black insert matches our Perno and Prime Task Lights
- Ideal for freeing clutter from desks, workstations, or conference tables

PRODUCT	OUTLET	USB	FINISH	LENGTH	WIDTH
201314100	3	2	Gray	10-3/8" (264 mm)	4-1/4" (108 mm)
201114100	1	2	Gray	5-7/8" (149 mm)	4-1/4" (108 mm)



Richelieu's Power Station with 2 Outlets

- Rounded edges and unique silver finish with matte black insert matches our Perno and Prime Task Lights
- Ideal for freeing clutter from desks, workstations, or conference tables

PRODUCT	OUTLET	USB	FINISH	LENGTH	WIDTH
201214100	2	–	Black, Silver	5-7/8" (149 mm)	5-1/4" (133 mm)



Richelieu's Power Station with HDMI

- With one USB and one HDMI
- Ideal for freeing clutter from busy individual desks, workstations, or conference tables

PRODUCT	OUTLET	FINISH	LENGTH	WIDTH
201314H100	3	Black, Silver	10-3/8" (264 mm)	4-1/4" (108 mm)



Pictogram Legend p7A2

Plastic Power and Data Units

PRODUCT	FINISH	POWER RECEPTACLE	DATA ENTRY	STANDARDS AND CERTIFICATIONS
50030500	Black	2	2	UL
50030512	Black	0	0	UL
50030503	Black	2	0	UL
50030506	Black	2	2	UL



USB Charge Receptacle

The Leviton USB Charger/Tamper-Resistant Duplex Receptacle offers two high-powered USB Ports with 3.6A of charging power and two 15A or 20A/125V Tamper-Resistant Receptacles.

- Fits in a standard wallbox, is compatible with standard wallplates (sold separately)
- It has the capability to charge two USB powered electronic devices utilizing its two USB Ports, leaving the two receptacles free for other uses
- USB Ports are positioned vertically providing more space for maneuvering and reducing stress on USB cables
- Perfect for use in residential applications such as kitchens, bedrooms and home offices and in commercial applications such as hotels, airports, restaurants and cafes, salons, office cubicles and college dorm rooms
- Smart chip recognizes and optimizes the charging requirements of individual devices
- Compatible with USB 2.0 devices can be multi-ganged with other devices
- Compatible with a wide range of electronic devices
- Voltage 125V

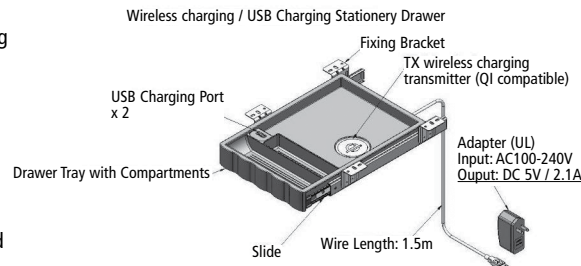
PRODUCT	FINISH	AMPERE	HEIGHT	LENGTH
5632030	White	15	2.8" (71 mm)	1.3" (33 mm)
5832030	White	20	2.8" (71 mm)	1.3" (33 mm)



Wireless Drawer Charger – 5 W

New wireless drawer charger will change how you feel about drawers forever! Now you can easily charge your smart phone or tablet in two ways! If you have a wireless transmitter built into your phone, simply place your phone on the red built-in charger pad and charging begins. Or use one of the two integrated USB ports.


- Besides the charging options, the drawer is functional in other ways with compartments to keep items organized
- Useful drawer with plenty of room for a book, your eyeglasses, stationary, pens, etc.
- Underside mounting conserves desk space
- Easy and quick underside installation with included mounting brackets using a few simple tools
- Qi Enabled Wireless Charging required for wireless charge pad charger
- USB ports: DV 5V/3A
- Wireless charge pad: 5W max 5V/1A
- UL wall charger requires a free outlet so that it can be plugged in
- Additional USB cords for charging via USB ports not included



Included Product(s):

- Drawer slides and mounting brackets included
- UL approved adapter with 59" (5') long cord included

PRODUCT	FINISH	WIDTH	HEIGHT	LENGTH	WATTS
718813090	Black	8 21/32" (220 mm)	1 7/8" (48 mm)	12 19/32" (320 mm)	5W



Pictogram Legend p7A2

CCRMUS 2017


Wireless Charge Pad

Charge your phone hassle free with a wireless charge pad. Wireless charging: simply place down any Qi-enabled device or device equipped with a Qi-compatible transmitter and recessed installation. New phones have the built in Qi transmitter required for wireless charging; older phone require a transmitter. Compared to other models that are surface mounted, this recessed version stays in place and won't shift around the desk during use.

- Safe & simple charging
- No cables to tangle or USBs to lose as neither are required to charge

Included Product(s):

Includes a 60' power cord with adapter type plug



PRODUCT	FINISH	HEIGHT
7188018090	Black/Chrome	23/32" (18 mm)

Charge Receptacle

Transmitter for phones without Qi technology For wireless charge devises Many different wireless charging technologies are starting to emerge on the market. New phones have the built in Qi transmitter required for wireless charging; older phone require a transmitter.

- Wireless charge technology reduces stress on your current USB charge port on your phone increasing the longevity of your smart phone
- Qi technology transmitters for iPhone
- Power distance-4~8mm

PRODUCT	MATERIAL	DESCRIPTION
7188WR15	Plastic	iPhone (i5, SE)
7188WR16	Plastic	iPhone (i6, i6plus)



Pictogram Legend p7A2