

# The latest

FROM



KITCHEN

**Panasonic**

## COMBINATION SHELF SYSTEM

This space-saving 3-in-1 under-cabinet mount storage system conveniently holds frequently used items such as spices, that can be easily hidden away when not in use.

- Ideal for 23 5/8" (600 mm) wide upper kitchen cabinets
- Provides a service tray
- Weight capacity: 18 lb (8 kg)

No.	Finish	Required min. installation dimensions (W x D x H)
11600100	Gray	23 5/8" x 8 1/2" x 8 3/4" (600 x 215 x 222 mm)



*The official measurements specified by the manufacturer are shown in metric. Imperial conversion is provided for informational purposes only.*

# UPPER CABINETS

## I-MOVE PULL-OUT STORAGE SYSTEMS

I-move is an innovative pull-down mechanism that transforms the upper cabinet into an ergonomic storage system.

- The effortless pull-down movement makes cabinet contents more accessible
- Compact systems: require only 10 5/8" (270 mm) of internal depth
- Easy installation: mount to the interior sides of the cabinet
- Offered in 2 widths: for 23 5/8" (600 mm) and 35 7/16" (900 mm) wide cabinets
- Available in single shelf or 2-shelves version, depending on the width
- Ideal for a frameless construction

No.	Description	Finish	Min. required interior dimensions (W x D x H)
<b>217160100</b>	Single shelf	Gray	22 1/8" - 22 3/8" x 10 1/2" x 16" (562 - 568 x 267 x 405 mm)
<b>217190100</b>	Single shelf	Gray	33 15/16" - 34 1/8" x 10 1/2" x 16" (862 - 868 x 267 x 405 mm)
<b>217260100</b>	2 shelves	Gray	22 1/8" - 22 3/8" x 10 1/2" x 23 1/4" (562 - 568 x 267 x 590 mm)



**Panasonic**

## SOFT-DOWN CABINET SYSTEMS

Make upper cabinet contents easily accessible. Smooth, effortless up and down motion.



- Ideal for 23 5/8" (600 mm) and 35 7/16" (900 mm) wide upper cabinets
- Weight capacity: 36 lb (16 kg)

No.	Finish	Required interior dimensions (W x D x H)
<b>10600100</b>	Gray	22 3/8" x 11 3/4" x 23 5/8" (568 x 299 x 600 mm)
<b>10900100</b>	Gray	34 3/16" x 11 3/4" x 23 5/8" (868 x 299 x 600 mm)



## PULL-DOWN CABINET SYSTEM

Maximizes the space at the back of your cabinets, with easy access to spices, baking needs or other smaller objects, all at easily reachable heights.

- Disappears completely inside the cabinet once stored
- Weight capacity: 3.3 lb (1.5 kg)

No.	Finish	Required interior dimensions (W x D x H)
<b>17450100</b>	Gray	16 1/4" x 5 5/16" x 26 7/8" (412 x 134 x 684 mm)



## OPENING MECHANISMS

Reliable power pack, slimline design, strong performance

**SOFT & FLUID  
MOVEMENT  
SEQUENCES**

"Multi-Position-STOPP"



### **FREEswing**

IDEAL FOR MEDIUM AND  
LARGE DOORS

Impressive range of applications for medium and large doors.

- Effortless movement
- Optimal access to the whole storage space



### **FREESlide**

VERSATILE PARALLEL LIFTER SOLUTION

- For highboards and appliance cabinets, for example microwave cabinets
- Precision lift is parallel to the cabinet door
- Ideal for specific applications in kitchens, bathrooms and living areas
- Optimal access to contents



### **FREEflap**

MINI LIFTER MAXI BENEFITS!

#### **Mini**

- Minimal installation depth: 4 20/32" (118 mm)
- Generates force up to 32 lb (14.7 kg)
- 107° total opening angle



#### **Forte**

- Minimal installation depth: 4 20/32" (118 mm)
- Generates force to lift up to 60 lb (27 kg)
- 90° or 107° total opening angles



### **FREEfold**

STYLISH SOLUTION FOR  
TALL WALL UNITS

- Specially developed for tall wall units, low ceilings and heavy doors
- Ideal for glass doors and units with interior lighting
- Finger-pinch protection due to centre hinge with safety guard





# DRAWER ORGANIZATION



## PANTRY BOX STORAGE SOLUTION FOR DEEP DRAWERS

Best solution for products that can be stored neither in a regular pantry unit nor a fridge like onions, potatoes, bread, garlic, fruits.

- Stable, easy to clean plastic box to place in sliding double-walled drawer
- Includes wooden grid for bakery products and plastic grid for vegetables and fruits
- Grids are equipped with drainage and ventilation slots
- Includes a portable plastic box
- Sliding tempered-glass lid



### IMPORTANT

Installs on top of a 19 11/16" (500 mm)-deep double-wall drawer in a frameless 23 5/8" (600 mm)-wide cabinet.

No.	Finish	Product dimensions (W x D x H)
<b>3960030</b>	White	22 1/8" x 19 11/32" x 9 1/8" (562 x 491 x 232 mm)

## UTENSILS AND CUTLERY DIVIDERS

Universal utensils and cutlery trays to insert in a drawer.

- Edge on each side
- Size adaptable to the depth
- Allow the use of the space on each side for bigger utensils
- Made of polystyrene
- Ideal solution for a drawer when used with an anti-slip mat
- Offered in 3 trendy finishes: maple, silver gray and dark gray
- Dark gray can be used with orion gray double-wall drawers




Dark gray



Maple

Silver gray



No.	Finish	Required interior dimensions (W x D x H)	Product dimensions (W x D x H)
<b>6512530100</b>	Silver gray	Min. 13" x 17 3/4" to 20 7/8" x Min. 2 1/16" (Min. 330 x 450 to 530 x Min. 52 mm)	13" x 20 7/8" x 2 1/16" (330 x 530 x 52 mm)
<b>6512530150</b>	Maple		
<b>6512530910</b>	Dark gray		

### IMPORTANT

Required interior width: min. 13" (330 mm)

# DRAWER ORGANIZATION

## CUISIO CUTLERY DIVIDERS

Cuisio is a versatile system of inserts for cutlery, offering customized organization for every drawer size and type.

- Elegant translucent or graphite finish with an easy-to-clean surface
- Full flexibility: thanks to a modular design that fits into a wide range of drawer dimensions
- Choose inserts of different sizes to meet every need: from cutlery to utensils and more, each item is in its proper place
- Features adhesive bumpers for maximum stability
- Central divider can be positioned wherever you wish

**NOW  
AVAILABLE  
IN GRAPHITE  
FINISH**



**2250905/  
225011**



**22501905/  
225111**



**22502905/  
225211**



**22503905/  
225311**



**2051100,  
2052100**

### IMPORTANT

Required interior installation height: min. 2 3/16" (55 mm), depth: min. 18 5/8" (473 mm)

Translucent	Graphite	Description	Minimum opening width
<b>225011</b>	<b>2250905</b>	Cutlery divider 300, adapted for 100 mm knife block	8 1/2" (205 mm)
<b>225111</b>	<b>2251905</b>	Cutlery divider 400, adapted for 100 mm knife block	12" (305 mm)
<b>225211</b>	<b>2252905</b>	Cutlery divider 450, adapted for 150 mm knife block	14" (355 mm)
<b>225311</b>	<b>2253905</b>	Cutlery divider 500, adapted for 100 mm knife block	16" (405 mm)

No	Finish	Description	Minimum opening width
<b>2051100</b>	Light gray	Knife block 100 mm, for No. <b>225011</b> , <b>225111</b> and <b>225311</b> (2 / insertion)	3 15/16" (100 mm)
<b>2052100</b>	Light gray	Knife block 150 mm, for No. <b>225211</b> (2 / insertion)	5 15/16" (150 mm)
<b>205811</b>	Translucent	Side end gable, reversible (left or right)	—
<b>2058905</b>	Graphite		

Also available in bulk

The official measurements specified by the manufacturer are shown in metric. Imperial conversion is provided for informational purposes only.



**205811**



# BASE CABINETS



## NETO: UNDERSINK PULL-OUT STORAGE SYSTEM FOR CLEANING PRODUCTS

- Chrome wire frame with 3 containers
- Removable container allows for easy cleaning
- Rubber pads prevent the caddy from scratching sensitive surfaces and the handle allows easy transport
- The included inserts divide the top basket into smaller compartments
- Bottom-mounting with 3/4 extension slides and soft-close mechanism
- Designed for hinged doors



No.	Finish	Weight capacity	Required interior dimensions (W x D x H)
5551140100	Gray/chrome	27 lb (12 kg)	11 3/4" x 18 7/8" x 18 7/8" (298 x 480 x 480 mm)



## COOKO: BOTTOM-MOUNT PULL-OUT SYSTEMS FOR STORING INGREDIENTS AND COOKING UTENSILS

Ideal in the preparation and cooking zone.

- Modular design that makes it so versatile and flexible. You can really customize your storage organization as needed!
- Bottom-mount full-extension pull-out that gives you access to everything at your fingertips
- Soft-close device included
- Available in 2 versions: for pull-out door or for hinged door



No.	Description	Finish	Weight capacity	Required interior dimensions (W x D x H)
25234140100	For hinged door	Gray/chrome	36 lb (16 kg)	12 1/4" x 19 1/4" x 24 5/8" (310 x 489 x 625 mm)
25235140100	For pull-out door	Gray/chrome	36 lb (16 kg)	10 1/4" x 19 1/4" x 24 5/8" (260 x 489 x 625 mm)

## DISPENSA JUNIOR III FULL-EXTENSION PULL-OUTS

The most effective bottom-mount pull-out storage systems for base cabinets.

- Complete access from both sides
- Height-adjustable shelves
- Requires Arena or chrome wire shelves
- Under-mount slides with soft-close mechanism
- Weight capacity: 54 lb (24 kg)
- Smart : the shelves are the same than the ones you can use with the Dispensa pantry unit system
- Great solutions for wider base cabinets with the 600 mm frame and according shelves!

Easy to install with  
Click Fixx system



### DISPENSA JUNIOR III FRAMES

No.	Description	Finish	Required interior dimensions (W x D x H)	Shelf to use		
				Chrome wire	Gray/Chrome	Maple/Chrome
<b>5262300100</b>	300 mm	Gray	10 5/16" x 19" x 24 7/8" (262 x 480 x 630 mm)	<b>1886140</b>	<b>4385140100</b>	<b>4385140150</b>
<b>5268450100</b>	450 mm	Gray	16 1/4" x 19" x 24 7/8" (412 x 480 x 630 mm)	<b>1887140</b>	<b>4386140100</b>	<b>4386140150</b>
<b>5272600100</b>	600 mm	Gray	22 1/8" x 19" x 24 7/8" (562 x 480 x 630 mm)	–	<b>4396140100</b>	<b>4396140150</b>



## COMFORT II PULL-OUT SYSTEMS

Practical and flexible solutions for base cabinet storage.

- Concealed slides with integrated soft-close mechanism
- Height-adjustable shelves
- Requires Arena or chrome wire shelves
- Easy mounting with the Click Fixx system
- 3D adjustment for the front-fixing brackets (included)

### COMFORT II FRAMES

No.	Finish	Installation side	Product height	Required interior dimensions (D x H)
<b>607520100</b>	Gray	Left	19 3/4" (502 mm)	19 1/2" x 20 3/4" (496 x 526 mm)
<b>607530100</b>	Gray	Right		
<b>607560100</b>	Gray	Left	24 13/16" (630 mm)	19 1/2" x 25 3/4" (496 x 654 mm)
<b>607570100</b>	Gray	Right		

For a complete set, order 1 frame, shelves and accessories

### SHELVES TO ORDER SEPARATELY

Min. required opening width	Gray	Maple	Chrome wire	Thick chrome wire	Product width
5 3/4" (145 mm)	<b>5140140100</b>	<b>5140140150</b>	<b>6085140</b>	<b>5140140</b>	4 3/8" (110 mm)
7 3/4" (195 mm)	<b>5141140100</b>	<b>5141140150</b>	<b>6086140</b>	<b>5141140</b>	6 5/16" (160 mm)
8 7/8" (225 mm)	–	–	<b>6087140</b>	–	7 1/2" (190 mm)
10 1/2" (265 mm)	<b>5142140100</b>	<b>5142140150</b>	<b>6291140</b>	<b>5142140</b>	9" (220 mm)
14" (355 mm)	<b>5143140100</b>	<b>5143140150</b>	<b>6090140</b>	<b>5143140</b>	12 5/8" (310 mm)

### ACCESSORIES

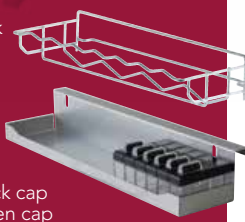
#### Chrome wine rack - 5144140

- Can support 3 bottles per rack
- Softstop mechanism provides smooth closing

#### Spice tray - 252780100

- Includes 6 plastic containers
- Can hold up to 18 containers

**252706090** set 6 spice tins black cap  
**252706117** set 6 spice tins green cap



# BASE CABINETS



## T BENCH

Retractable bench with T-shaped foldable leg. There is no better way to optimize space in a smaller kitchen.

- Easy-to-use: pull it out, unfold the leg and you're all set
- Multiple applications: kitchen, closet, entry hall, laundry room
- Top not included and has to be done by the customer
- Product extension: 34 1/4" (870 mm)

**Sturdy aluminum structure**

No.	Finish	Required interior dimensions			Load capacity
		W	D (Min.)	H (Min.)	
<b>4117194510</b>	Aluminum	16 1/8" to 16 1/2" (410 to 420 mm)	21 1/4" (540 mm)	4 3/8" (110 mm)	220 lb (100 kg)

# CORNER CABINETS

## LEMANS II HIGHBOARD MECHANISM

The highboard Lemans II is an addition to the range of Richelieu's blind corner storage solutions. The highboard kitchen cabinets are a new trend in modern kitchens. The height of these cabinets offers better ergonomics for the end user. With its 4 storage swing-out shelves, Lemans II "highboard" is the ideal solution for mid-height blind corner units.

- For a complete set, order 2 standard Lemans II systems and 1 post and hardware set No. **2504100**
- The 4-shelves system post and hardware replace those included in the standard Lemans II systems

### LEMANS II POST AND HARDWARE SET

No.	Finish	Required interior height
<b>2504100</b>	Gray	Min. 49 13/16" (1265 mm)

### SHELVES TO ORDER SEPARATELY (Standard Lemans II systems)

Door width	Opening	Gray/Chrome	Maple/Chrome
17 3/4" (450 mm)	Right	<b>6930140100</b>	<b>6930140150</b>
	Left	<b>6931140100</b>	<b>6931140150</b>
19 11/16" (500 mm)	Right	<b>6932140100</b>	<b>6932140150</b>
	Left	<b>6933140100</b>	<b>6933140150</b>
23 5/8" (600 mm)	Right	<b>6934140100</b>	<b>6934140150</b>
	Left	<b>6935140100</b>	<b>6935140150</b>



### Related products:

- Opening restrictor:  
No. **693630**
- Soft-stop device:  
**693802100** – right  
**693803100** – left



# WASTE MANAGEMENT

## E-CARGO RECYCLING CENTERS

E-Cargo is the perfect solution for waste management.

- Concealed slides prevent dust accumulation and ensure a longer life
- Available with or without soft-close mechanism
- Equipped with a lid that suppresses the flow of odors and offers additional storage space
- Slide over-extension of 1 1/8" (29 mm)



461912100



461940100



461960100



3697100

No.	Finish	Required interior dimensions (W x D x H)	Capacity
<b>3619100</b>	Gray	16 1/4" to 16 1/2" x 20 3/4" x 21 1/2" (412 to 418 x 528 x 545 mm)	2 x 37 qt. (35 l)
<b>361950100</b>	Gray	18 3/16" to 18 7/16" x 20 3/4" x 21 1/2" (462 to 468 x 528 x 545 mm)	2 x 37 qt. (35 l)
<b>361960100</b>	Gray	22 1/8" to 22 3/8" x 20 3/4" x 21 1/2" (562 to 568 x 528 x 545 mm)	2 x 37 qt. (35 l) + 1 x 12.7 qt. (12 l) + 1 x 2.6 qt. (2.5 l)
<b>With soft-close mechanism</b>			
<b>4619100</b>	Gray	16 1/4" to 16 1/2" x 20 3/4" x 21 1/2" (412 to 418 x 528 x 545 mm)	2 x 37 qt. (35 l)
<b>461912100</b>	Gray	10 5/16" to 10 9/16" x 17 9/16" x 17 11/16" (262 to 268 x 446 x 449 mm)	1 x 31.7 qt. (30 l)
<b>461935100</b>	Gray	12 1/4" to 12 1/2" x 20 3/4" x 21 1/2" (312 to 318 x 528 x 545 mm)	1 x 37 qt. (35 l) + 1 x 7.4 qt. (7 l)
<b>461940100</b>	Gray	14 1/4" to 14 1/2" x 20 3/4" x 21 1/2" (362 to 368 x 528 x 545 mm)	1 x 37 qt. (35 l) + 1 x 7.4 qt. (7 l)
<b>461950100</b>	Gray	18 3/16" to 18 7/16" x 20 3/4" x 21 1/2" (462 to 468 x 528 x 545 mm)	2 x 37 qt. (35 l)
<b>461960100</b>	Gray	22 1/8" to 22 3/8" x 20 3/4" x 21 1/2" (562 to 568 x 528 x 545 mm)	2 x 37 qt. (35 l) + 1 x 12.7 qt. (12 l) + 1 x 2.6 qt. (2.5 l)

No.	Finish	Description
<b>3697100</b>	Gray	E-Cargo handle only for No. <b>361950100</b> and <b>461950100</b>

The official measurements specified by the manufacturer are shown in metric. Imperial conversion is provided for informational purposes only.

# TABLE HARDWARE



## BUTTERFLY SMART TABLE MECHANISM

Transform your coffee table to a large dining table to comfortably seat 6 people!

- The mechanism opens up by pulling up the upper cover and putting it down to the smaller cover that automatically comes from inside the box.
- Designed for 1" (25 mm) thick material

No.	Finish	Product dimensions		Load capacity*	Table top dimensions (L x W x H)	
		L x W	H (Expansion capability)		Coffee table	Dining table
651043430	Black	26 1/8" x 5 29/32" (665 x 150 mm)	19 7/8" (505 mm)	132 lb (60 kg)	35 7/16" x 35 7/16" x 15 3/4" (900 x 900 x 400 mm)	70 7/8" x 35 7/16" x 29 7/8" (1800 x 900 x 760 mm)

\*Load capacity is for the dining table (open product)

# MULTI-PURPOSE STORAGE

## TOP-MOUNTING PULL-OUT SYSTEMS

### PULL-OUT SYSTEM WITH CONCEALED SLIDES


- Wood structure
- Full-extension slide offering soft and smooth closure
- Concealed slides gives a nice overall look
- 7 hooks included

### EXTERIOR PULL-OUT SYSTEM

- Allows for easy storage of all your outdoor kitchen utensils
- Polyethylene structure with stainless steel weatherproof slides
- Equipped with ball bearing slides
- 5 hooks included

### UTILITY PULL-OUT SYSTEM

- Polyethylene structure
- Equipped with ball bearing slides, full-extension
- 5 hooks included



Exterior pull-out system



Pull-out system with concealed slides



Utility pull-out System

No.	Description	Finish	Product dimensions (W x D x H)
13988150	Pull-out system with concealed slides	Maple	6 3/4" x 22" x 3 1/2" (171 x 559 x 89 mm)
13988100	Pull-out system with concealed slides	Gray	6 3/4" x 22" x 3 1/2" (171 x 559 x 89 mm)
1198830	Exterior pull-out system	White	4 1/4" x 22" x 3" (108 x 559 x 76 mm)
12988100	Utility pull-out system	Gray	4 1/4" x 22" x 3" (108 x 559 x 76 mm)
10988908	Additional hooks (pair)	Iron	2" x 2" x 4 1/2" (51 x 51 x 114 mm)

### IMPORTANT


- Lifetime warranty
- Load capacity: 100 lb (45 kg)
- Can hold up to 9 hooks



## CLOTHES DRYING SYSTEMS

Create an instant indoor drying room when the pole is pulled out. Once closed, the racks take up a minimum of space.

- Easy installation (screw on)
- Can be pulled down to desired height
- Maximum weight capacity: 18 lb (8 kg)



No.	Description	Finish	Product dimensions	
			Closed (W x D x H)	Open
<b>18110030</b>	Recessed	White	45 3/4" x 5 1/4" x 3 7/8" (1161 x 132 x 98 mm)	W: 37 5/8" to 67 1/4" (956 to 1708 mm) H (Down from the ceiling): 37 3/4" (958 mm) + clothes height
<b>18140030</b>	Wall-mount	White	43 7/8" x 5 5/8" x 5 1/2" (1115 x 137 x 139 mm)	W: 37 7/8" to 67 1/4" (956 to 1708 mm) D: 19 5/8" (492 mm)
<b>18120030</b>	Ceiling-mount	White	47 1/4" x 4 1/2" x 2 1/4" (1200 x 115 x 58 mm)	W: 37 5/8" to 67 1/4" (956 to 1708 mm) H (Down from the ceiling): 37 3/4" (958 mm) + clothes height

## BATHROOM & LAUNDRY ROOM

### UNIVERSAL WASTE BINS

These universal waste bins can be installed on a hinged door, in a drawer or attached to the wall.

- Available in 2 sizes: 8 and 10 liter
- Automatic lid closing helps trap and limit the release of odors
- Easy installation with universal screw mount
- Bins are equipped with a practical carrying handle



No.	Finish	Product dimensions (W x D x H)	Capacity
<b>32150830</b>	White	9" x 6 1/2" x 13 1/4" (228 x 166 x 337 mm)	8.5 qt. (8 l)
<b>32151030</b>	White	9" x 6 1/2" x 15 3/8" (228 x 166 x 392 mm)	10.5 qt. (10 l)

### PULL-OUT LAUNDRY BASKETS

These large-capacity sliding laundry baskets will keep your laundry room organized and tidy.

- Over-extension slides provide easy and complete access
- Covered slides ensure efficient and long-lasting operation
- Two sizes available: for 17 3/4" (450 mm) and 23 5/8" (600 mm) cabinets
- Bins are equipped with ergonomic handles
- An internal fixed lid provides additional storage
- Maximum weight capacity: 154 lb (70 kg)

No.	Finish	Product dimensions (W x D x H)
<b>32704530</b>	White	16 1/4" to 16 1/2" x 20 13/16" x 21 1/2" (412 to 418 x 528 x 545 mm)
<b>32706030</b>	White	22 1/8" to 22 3/8" x 20 13/16" x 21 1/2" (562 to 568 x 528 x 545 mm)

**Included products**  
**32704530:** 2 baskets, 34.9 qt. (33 l) each (1 blue and 1 white).  
**32706030:** 2 baskets, 34.9 qt. (33 l) each (1 blue and 1 white), 1 basket 12.7 qt. (12 l) with lid, and 1 basket 2.6 qt. (2.5 l).







## REVOLVING SHOE SYSTEMS

Allow you to store and remove shoes from both sides.

- Rotate 360 degrees for easy viewing and access
- Can be customized for heels and boots
- Weight capacity: 4.4 lb (2 kg) per shelf



No.	Finish	Required interior dimensions (W x D x H)	Capacity
<b>14807090</b>	Black	31 1/2" x 14 3/8" x 39 3/8" (800 x 365 x 1000 mm)	24 pairs
<b>14814090</b>	Black	31 1/2" x 14 3/8" x 66 1/8" (800 x 365 x 1680 mm)	54 pairs



## REVOLVING CLOSET SYSTEMS

Rotating systems optimize even the smallest space with style to make clothing easy to reach and find.

- Versatile: can be used with a revolving mechanism or as free-standing systems
- Hold from 30 to 50 items



No.	Description	Finish	Product dimensions (W x D x H)
<b>13168040</b>	Small	Gray/Beige	66 1/8" x 31 1/2" x 84 7/8" (1680 x 800 x 2155 mm)
<b>13252040</b>	Large (top part)*	Gray/Beige	99 1/4" x 31 1/2" x 92 1/2" (2520 x 800 x 2350 mm)
<b>13252140</b>	Large (bottom part)*	Gray/Beige	99 1/4" x 31 1/2" x 92 1/2" (2520 x 800 x 2350 mm)

\*For the large system, you must order 1 x No. **13252040** + 1 x No. **13252140**



## CLARI-T ACRYLIC PANELS TRANSPARENT

Made of poured acrylic, the pure transparency of this collection is amazing. Embedded material is literally floating! A perfect match for all your projects.

- Panel size: 48" x 96" x 1/4" (1219 x 2438 x 6 mm)
- Can be repair (re-polish)
- Durable and solid
- Lighter than decorative glass
- Greater impact resistance than glass
- Easy to clean



CLTA010632  
Alpine Hay



CLTA020632  
Metal Fabric



CLTA030632  
Rose Petals



CLTA040632  
Gold



CLTA050632  
Wood Disks



CLTA060632  
White Feathers



CLTA070632  
Straw



CLTA080632  
Wood Veneer


## SUN-WOOD PRINTED, TEXTURED GENUINE WOOD PANELS

Rare, valuable antique wood is a highly aesthetic, fascinating material. Sun-Wood panels reproduce the characteristics of old burnt, reclaimed or worm wood through advanced technology that adds depth and texture to the wood surface.


- 3-layer laminated spruce panel, lightweight with enhanced stability
- Quick and easy installation
- Identical panels — duplicates always available!
- Easy to wipe clean
- Fire resistant: currently in review for North American certification
- No finishing required for vertical applications



S051939  
Silver Mine - Chipped (05)



S081939  
Oak Amber - Chipped (08)



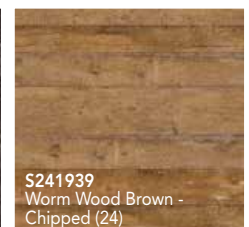
S091939  
Gobi - Chipped (09)



S101939  
Santa Fe - Brushed (10)



S191939  
Burnt Wood - Chipped (19)



S241939  
Worm Wood Brown -  
Chipped (24)





## CLOSET ROD

FINALLY A SYSTEM THAT MAKES SENSE!

This system is designed and manufactured in Canada and uses robust hardware to ensure that whatever is put on this rod, stays. 96" (2.4 m) aluminum profile with opal lens offers the perfect customizable solution for closets! Bring light into the closet one rod at a time using the FlexyLED CH tape lights (sold separately).

- Customized lighting in minutes with cut to size!
- Fast and easy installation
- Included opal lens was specifically developed to create a ghost effect lighting; soft and clean with no dot effect
- Free span for up to 48" (1.2 m) and run up to 96" (2.4 m) with center support



ALUMINUM PROFILE WITH OPAL LENS

No.	Lenght	Finish
30147850	96" (2.4 m)	Anodized aluminum

RICHELIEU MOUNTING HARDWARE


No.	Mounting	Type
2215603184	Central	Closed
2215601184	Dowel	Open



## FLEXYLED CH TAPE LIGHTS

FlexyLED CH is a versatile LED flexible strip available in a roll that can be cut and reconnected.

- Innovative "Plug & Play" quick-connect system, allowing customization of length without having to weld the wires
- Can be cut into 2" (50 mm) modules
- High lighting performance, color consistency and excellent color rendering index
- 78" (2 m) power cord No. **107079** (required)
- Interconnecting options (not required):



Can be cut and reconnected



Connecting cables  
**103002** 2" (50 mm)  
**103004** 4" (100 mm)



**103000**  
 Direct-connect option

TAPE LIGHT ROLLS

Lenght/W	Cool White	Warm White	Neutral White	Finish
197" (5 m) / 24W	<b>103197121</b>	<b>103197122</b>	<b>103197124</b>	White
788" (20 m) / 96W	<b>103788121</b>	<b>103788122</b>	<b>103788124</b>	White

Power supply options for tape light sold separately

POWER SUPPLY  
 (required, choose one)

No.	Description
<b>51206</b>	6W max.
<b>51215</b>	15W max.
<b>51230</b>	30W max.
<b>51260</b>	60W max.





## SMALLY 3W LED PUCK LIGHTS

Smaally is an innovative 3W LED spotlight with a wide light beam, designed to be installed in a recessed 2 1/4" (57 mm) hole with only a 1/2" (12 mm) depth.

- "Plug & Play" quick-connect system allows the device to be easily disconnected and removed if necessary
- Can be installed recessed or surface-mounted
- Includes a 78" (2 m) quick-connect cable
- 2 trim ring options available and sold separately

No.	Description	Depth	Ø	Finish
<b>153122010</b>	LED Smaally warm white	15/32" (12 mm)	2 9/32" (58 mm)	Aluminum
<b>152124010</b>	LED Smaally neutral white	15/32" (12 mm)	2 9/32" (58 mm)	Aluminum
<b>15312010</b>	Round trim ring	3/4" (19 mm)	2 15/16" (74 mm)	Aluminum
<b>15314010</b>	20° angled trim ring	1 5/32" (37 mm)	2 15/16" (74 mm)	Aluminum

Power supply options sold separately

POWER SUPPLY  
(required, choose one)

No.	Description
<b>51206</b>	6W max.
<b>51215</b>	15W max.
<b>51230</b>	30W max.
<b>51260</b>	60W max.

Exclusive Italian  
Design from Richelieu



## YORK 1.6W LED LIGHTS

The angle of the LED York ensures exceptional light projection without glare. A special integrated infrared electronic proximity sensor allows for installation inside top cupboards & cabinets at a distance of up to 3 15/16" (100 mm) from the edge of the door.

- 24 high-performance LED modules
- Equipped with an invisible clip mounting system for surface or semi-flush mounting for super fast & easy installation
- «Plug & Play» quick-connect system, no soldering of wires
- Includes a 78" (2 m) quick-connect cable

POWER SUPPLY  
(required, choose one)

No.	Description
<b>51206</b>	6W max.
<b>51215</b>	15W max.
<b>51230</b>	30W max.
<b>51260</b>	60W max.

Exclusive Italian  
Design from Richelieu

Description	York IR	York	W x D x H	Finish
Warm white	<b>150122010</b>	<b>151122010</b>	5 5/16" x 2 1/16" x 11/16" (135 x 52 x 17 mm)	Aluminum
Neutral light	<b>150124010</b>	<b>151124010</b>		Aluminum

Power supply options sold separately

## PURE II 7.5W LED DESK LAMP

Pure II is an elegantly designed LED desk lamp with an adjustable arm to aim the light where needed.

- Reflection and diffusion technology reduces glare and eye strain
- Built-in smart dimmer for full lighting control
- Easy to install and takes up a minimal amount of space
- Panel mount hardware included
- A heavy base No. **20890B90**, made of zinc alloy, can be purchased separately to use it as a table lamp



**20890B90**

No.	Description	W x D x H
<b>20890100</b>	Pure II LED desk lamp	—
<b>20890B90</b>	5.5 lb (2.5 kg) lamp base	6 5/8" x 7 7/8" x 1 5/8" (167 x 200 x 41 mm)

# OFFICE SOLUTIONS

## Sit2Stand WORKSTATIONS

CONVERT YOUR DESK INTO A HIGH-QUALITY  
SIT/STAND WORKSTATION IN SECONDS

- Versatile
- Easy installation and usage
- Compact
- For single or dual 24" monitors
- Suitable for laptop
- Adjustable in a few seconds
- 18" (457 mm) vertical height adjustment



No.	Finish	Load capacity
Single monitor sets		
<b>500S2S001R90</b>	Black/Black	3.5 to 11 lb (1.6 to 5 kg)
<b>500S2S001R30</b>	Silver/White	
Dual monitor sets		
<b>500S2S002R90</b>	Black/Black	6.5 to 21 lb (3 to 9.5 kg) total
<b>500S2S002R30</b>	Silver/White	



Slide-in/  
slide-out work  
surface included

### CANADA

Tel.: 1 800 361-6000 | Fax: 1 800 363-0193

### USA

Tel.: 1 800 619-5446 | Fax: 1 800 876-7454

ALBERTA  
Calgary  
Edmonton

BRITISH COLUMBIA  
Kelowna  
Vancouver  
Victoria

MANITOBA  
Winnipeg

NEW BRUNSWICK  
Moncton

NEWFOUNDLAND  
St. John's

NOVA SCOTIA  
Halifax

ONTARIO  
Barrie  
Kitchener  
Mississauga  
Ottawa  
Sudbury  
Thunder Bay  
Toronto

QUÉBEC  
Laval  
Montréal  
Québec

SASKATCHEWAN  
Regina  
Saskatoon

CONNECTICUT  
Hartford

FLORIDA  
Dania Beach  
Hialeah  
Jacksonville  
Orlando  
Pompano Beach  
Riviera Beach  
Sarasota  
Tampa

GEORGIA  
Atlanta  
Savannah

ILLINOIS  
Chicago

INDIANA  
Indianapolis

KENTUCKY  
Louisville

MASSACHUSETTS  
Boston

MICHIGAN  
Detroit

NEW JERSEY  
Lincoln Park

NEW YORK  
Buffalo  
New York  
Syracuse

NORTH CAROLINA  
Charlotte  
Greensboro

OHIO  
Cincinnati

SOUTH CAROLINA  
Greenville

TENNESSEE  
Memphis  
Nashville

TEXAS  
Dallas  
Houston

WASHINGTON  
Seattle

BRANDING10E 07-2016  
Printed in Canada \$2

**Richelieu**  
richelieu.com

