



# Fit Art

MODULAR SYSTEM FOR PANELLING



**Richelieu**



# Fit Art

## MODULAR SYSTEM FOR PANELLING

Fit Art is an innovative and versatile modular system that increases wall functionality in residential and commercial spaces.

Vertical standards and horizontal profiles can be combined with shelf supports, hangrails and shoe racks that can be arranged at any height.

### VERTICAL STANDARDS

1. Vertical concealed standard for decorative panelling
2. Vertical double-slotted standard
3. Vertical finishing standard

### HORIZONTAL PROFILES

4. Horizontal customizable profile
5. Horizontal finishing profile

### SUPPORTS FOR CUSTOMIZABLE HORIZONTAL PROFILES

6. Supports for wood shelves
7. Not shown
8. Supports for hangers

### SUPPORTS FOR VERTICAL DOUBLE-SLOTTED STANDARDS

9. Supports for wood shelves
10. Supports for hangers
11. Shoe rack
12. Clothes hanging rail



OPTIMIZE AND CUSTOMIZE VERTICAL AND HORIZONTAL WALL FUNCTIONALITY WITH SPECIALIZED ACCESSORIES FOR ENDLESS DESIGN POSSIBILITIES.

The structure can be visible or invisible depending on the type of profile used. Vertical standards can be screwed directly into wall studs or existing drywall and accommodate panels 3/4" to 1 1/8" (19 to 30 mm) thick. Horizontal profiles can accommodate panels up to 3/4" (19 mm) thick. Once the structure is in place, the panels can easily be removed or changed for updates and repairs.

Suited for wood panelling and materials such as stone, composite wall cladding, sandwich panelling or any other material that can be screwed in directly.

Ideal for residential & commercial applications:

DECORATIVE WALL PANELLING

OFFICE FURNITURE & PARTITIONS

ENTERTAINMENT & WALL UNITS

CLOSETS





# STANDARDS & PROFILES



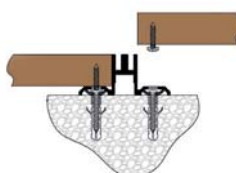
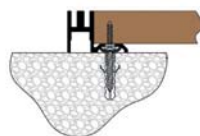
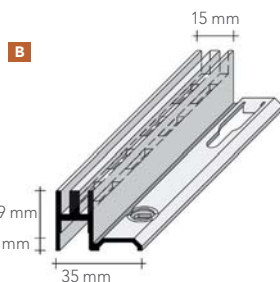
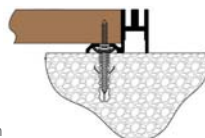
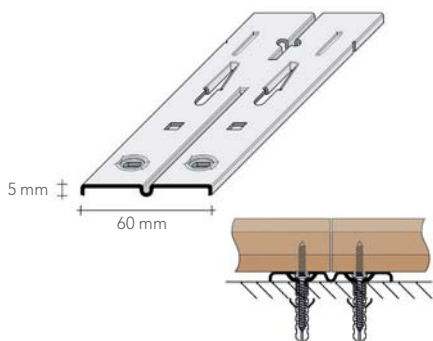
## 1 VERTICAL CONCEALED STANDARD FOR DECORATIVE PANELLING

Designed for decorative wall panelling with a completely frameless and floating appearance. Panels hook easily into eyelets for fast assembly.

- Use templates for flush panel assembly (see no. 17)
- No tooling required for panels
- For any kind of panel material and thickness
- Material: Steel

| No.         | Width          | Length            |
|-------------|----------------|-------------------|
| 62NB028862G | 2 3/8" (60 mm) | 9'-5 1/2" (2.9 m) |

Use collar screws and spacers to adjust for different panel thicknesses (see no. 13).



## 2 VERTICAL DOUBLE-SLOTTED STANDARDS

To be used as weight-bearing supports for shelves and accessories.

- For panels 3/4" (19 mm) (flush fit) to 1 1/8" (30 mm) thick
- Length: 8'-3" (2.5 m)
- Material: Anodized aluminum
- Finish: Satin aluminum

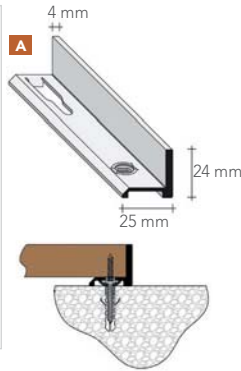
| No.           | Position | Width           |
|---------------|----------|-----------------|
| A 62NB325DX10 | Right    | 1 3/8" (35 mm)  |
| B 62NB325SX10 | Left     | 1 3/8" (35 mm)  |
| C 62NB2253110 | Central  | 2 3/16" (55 mm) |



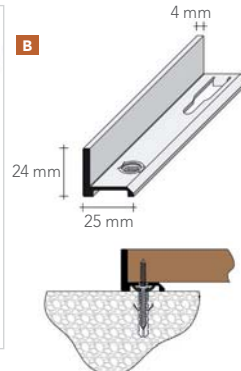
# STANDARDS & PROFILES



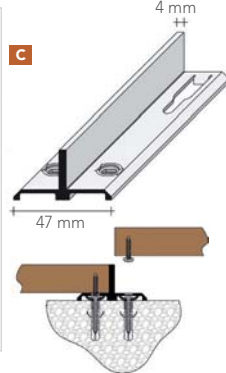
Right



Left



Central



Corner

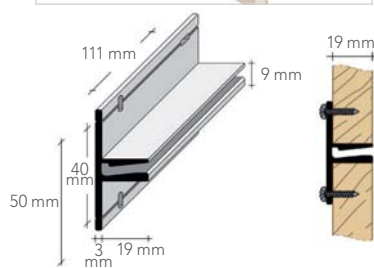


## 3 VERTICAL FINISHING STANDARDS

Provides a decorative finish for the ends of walls, between panels and inside/outside corners.

- For panels 3/4" (19 mm) to 1 1/8" (30 mm) thick
- Length: 9'-10" (3 m)
- Material: Anodized aluminum
- Finish: Satin aluminum

| No.           | Position | Width          |
|---------------|----------|----------------|
| A 62NB630DX10 | Right    | 1" (25 mm)     |
| B 62NB630SX10 | Left     | 1" (25 mm)     |
| C 62NB8301210 | Central  | 1 7/8" (47 mm) |
| D 62NB9301210 | Corner   | 2 1/4" (58 mm) |



## 4 HORIZONTAL CUSTOMIZABLE PROFILE

To be used to support shelves and accessories.

- For panels 3/4" (19 mm) thick
- Length: 9'-10" (3 m)
- Material: Anodized aluminum
- Finish: Satin aluminum


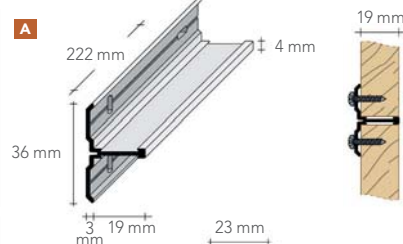
| No.         | Position | Width      |
|-------------|----------|------------|
| 62FMH301210 | Central  | 2" (50 mm) |



Central



Lateral



## 5 HORIZONTAL FINISHING PROFILES

Provides a decorative finish in between rows of panels or at the top.

- For panels 3/4" (19 mm) thick
- Length: 9'-10" (3 m)
- Material: Anodized aluminum
- Finish: Satin aluminum

| No.           | Position          | Width           |
|---------------|-------------------|-----------------|
| A 62FM8301210 | Central           | 1 7/16" (36 mm) |
| B 62FM6301210 | Lateral finishing | 1 1/16" (17 mm) |



# SUPPORTS FOR CUSTOMIZABLE HORIZONTAL PROFILES

## 6 SUPPORTS FOR WOOD SHELVES

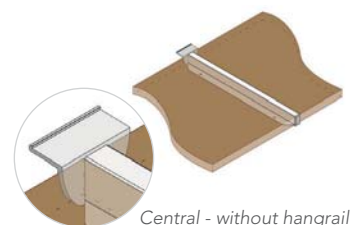
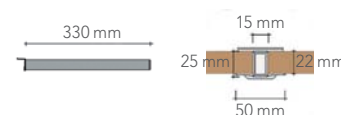


### UNDERMOUNT SHELF SUPPORT

- For 7/8" (22 mm) thick wood shelves
- Load capacity: 33 lb (15 kg) per pair
- Material: Anodized aluminum
- Finish: Satin aluminum

| No.         | Position | Option           | Length       |
|-------------|----------|------------------|--------------|
| 6222HC33010 | Central  | Without hangrail | 13" (330 mm) |
| 6222HC33A10 |          | For hangrail *   |              |
| 6222HD33010 | Right    | Without hangrail |              |
| 6222HD33A10 |          | For hangrail *   |              |
| 6222HS33010 | Left     | Without hangrail |              |
| 6222HS33A10 |          | For hangrail *   |              |

\*See clothes hanging rail on page 9 for more details

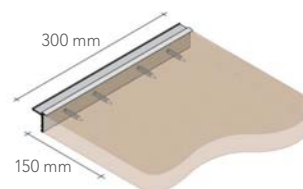
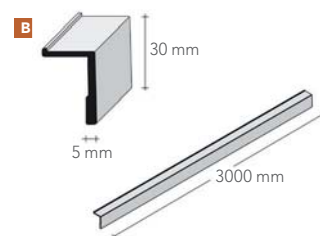
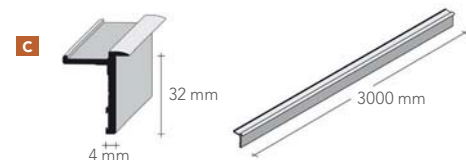


### UNIT FIXING SUPPORT

- Can be cut to size
- Drill through into shelf
- Load capacity is optimal if supports are used for the whole length and depth of the shelf
- Material: Anodized aluminum
- Finish: Satin aluminum

|   | No.          | Length       |
|---|--------------|--------------|
| B | 62H30300010  | 9'-10" (3 m) |
| C | 62HS3300010* | 9'-10" (3 m) |

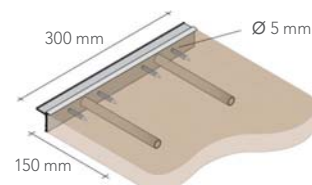
\* with flange



### PRE-DRILLED SUPPORT WITH CONCEALED STEMS

- For 1 1/8" (30 mm) thick wood shelves
- For deeper shelves and more support
- Load capacity is optimal if supports are used for the whole length and depth of the shelf
- Material: Anodized aluminum
- Finish: Satin aluminum

| No.         | Length            |
|-------------|-------------------|
| 62HS3CP0310 | 11 3/4" (300 mm)  |
| 62HS3CP0610 | 23 5/8" (600 mm)  |
| 62HS3CP0910 | 35 7/16" (900 mm) |



# SUPPORTS FOR CUSTOMIZABLE HORIZONTAL PROFILES

## 7 SUPPORT FOR GLASS SHELVES

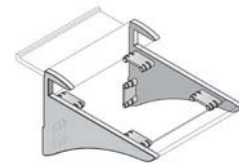
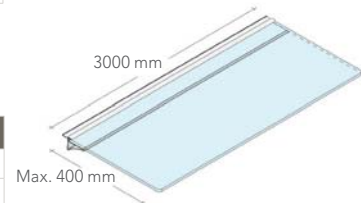
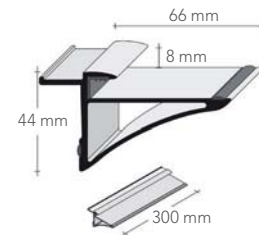
- For 5/16" (8 mm) thick glass shelves
- Maximum glass shelf width: 15 3/4" (400 mm)
- Load capacity is optimal if supports are used for the whole length of the shelf
- Material: Anodized aluminum
- Finish: Satin aluminum

| No.                | Length       |
|--------------------|--------------|
| <b>62HV8G30010</b> | 9'-10" (3 m) |

### Finishing end caps

- Material: Plastic
- Finish: Satin nickel

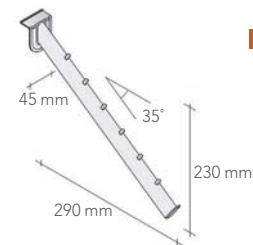
| No.                 | Position |
|---------------------|----------|
| <b>62CAPHV8D185</b> | Right    |
| <b>62CAPHV8S185</b> | Left     |



## 8 SUPPORTS FOR HANGERS


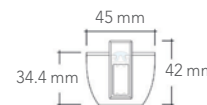
### A. SUPPORT WITH PINS

- Inclined 35° oval support with pins to stop clothes hangers
- Material: Steel
- Finish: Satin nickel



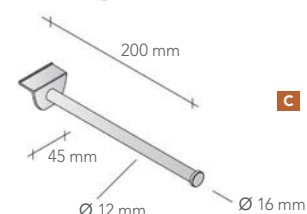
### B. SUPPORT WITH GASKET AND RAISED END CAP

- Material: Anodized aluminum
- Finish: Satin aluminum



### C. HANGER SUPPORT

- Tubular support for frontal displays with aluminum semi-elliptic base and end cap
- ø 12 mm
- Material: Anodized aluminum
- Finish: Satin aluminum



| No.                   | Length           | Load capacity |
|-----------------------|------------------|---------------|
| <b>A 62TOHIN07185</b> | 11 3/8" (290 mm) | 55 lb (25 kg) |
| <b>B 6228H033510</b>  | 13" (330 mm)     | 39 lb (18 kg) |
| <b>C 625HT122010</b>  | 7 7/8" (200 mm)  | 17 lb (8 kg)  |



# SUPPORTS FOR VERTICAL DOUBLE-SLOTTED STANDARDS



A



B



C



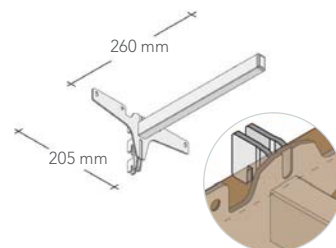
D

## 9 SUPPORTS FOR WOOD SHELVES

### DOUBLE-INSERT MONO SUPPORT

- For 3/4" (19 mm) thick wood shelves
- Material: Anodized aluminum
- Finish: Satin aluminum

| No.          | Length            | Load capacity  |
|--------------|-------------------|----------------|
| 622MCT026010 | 10 1/4" (260 mm)  | 110 lb (50 kg) |
| 622MCT019010 | 7 15/32" (190 mm) | 132 lb (60 kg) |

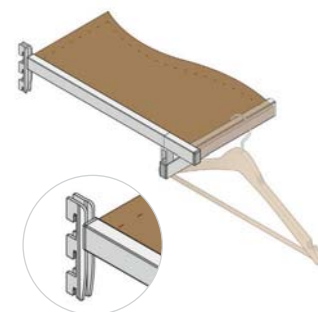


### UNDERMOUNT DOUBLE-INSERT SUPPORT

- For 7/8" (22 mm) thick wood shelves
- Load capacity: 132 lb (60 kg) per pair
- Material: Anodized aluminum
- Finish: Satin aluminum

| No.         | Position | Option           | Length           |
|-------------|----------|------------------|------------------|
| 6222DC40010 | Central  | Without hangrail | 15 3/4" (400 mm) |
| 6222DC40A10 |          | For hangrail *   |                  |
| 6222DD40010 | Right    | Without hangrail |                  |
| 6222DD40A10 |          | For hangrail *   |                  |
| 6222DS40010 | Left     | Without hangrail |                  |
| 6222DS40A10 |          | For hangrail *   |                  |

\*See hangrail on page 9 for more details

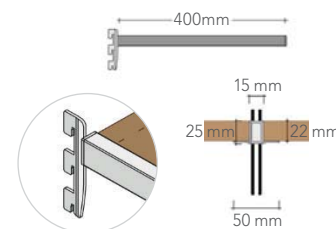


### UNDERMOUNT SINGLE-INSERT SUPPORT

- For 7/8" (22 mm) thick wood shelves
- Load capacity: 66 lb (30 kg) per pair
- Material: Anodized aluminum
- Finish: Satin aluminum

| No.         | Position | Option           | Length           |
|-------------|----------|------------------|------------------|
| 6222LD40010 | Right    | Without hangrail | 15 3/4" (400 mm) |
| 6222LD40A10 |          | For hangrail *   |                  |
| 6222LS40010 | Left     | Without hangrail |                  |
| 6222LS40A10 |          | For hangrail *   |                  |

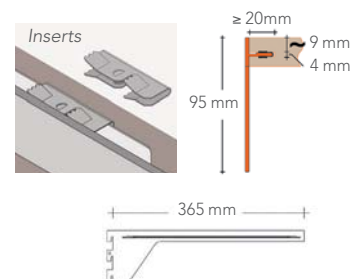
\*See hangrail on page 9 for more details



### SINGLE-INSERT SUPPORT FOR SIDE-MILLED WOOD SHELF

- For 3/4" (19 mm) thick wood shelves
- Secure shelves with inserts (see no. 20)
- Load capacity: 88 lb (40 kg) per pair
- Material: Anodized aluminum
- Finish: Satin aluminum

| No.         | Position | Length           |
|-------------|----------|------------------|
| 62T19DX3510 | Right    | 14 3/8" (365 mm) |
| 62T19DX4510 |          | 18 3/8" (467 mm) |
| 62T19SX3510 | Left     | 14 3/8" (365 mm) |
| 62T19SX4510 |          | 18 3/8" (467 mm) |

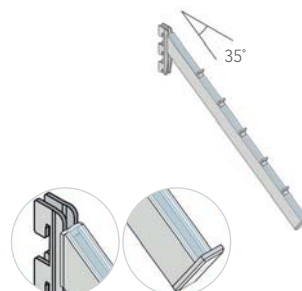


## 10 SUPPORTS FOR HANGERS

### DOUBLE-INSERT SUPPORT WITH PINS

- Inclined 35° rectangular support with pins to stop clothes hangers
- Material: Anodized aluminum
- Finish: Satin aluminum

| No.         | Length           | Load capacity  |
|-------------|------------------|----------------|
| 6228DIN0310 | 7 3/32" (180 mm) | 110 lb (50 kg) |
| 6228DIN0610 | 13 3/8" (340 mm) | 132 lb (60 kg) |





# SHOE RACK & HANGRAIL



## 11 SHOE RACK

### Supports


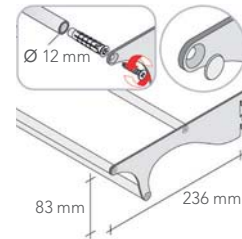
- Material: Anodized aluminum
- Finish: Satin aluminum

| No.         | Position | Length           | Load capacity |
|-------------|----------|------------------|---------------|
| 62SKADX0310 | Right    | 9 5/16" (236 mm) | 11 lb (5 kg)  |
| 62SKASX0310 | Left     |                  |               |

### Tube

- Material: Anodized aluminum
- Finish: Satin aluminum

| No.         | Ø     | Length       |
|-------------|-------|--------------|
| 62T12300010 | 12 mm | 9'-10" (3 m) |



## 12 HANGRAIL

- Can be used with the UNDERMOUNT SHELF SUPPORT and UNDERMOUNT SINGLE-INSERT and DOUBLE-INSERT SHELF SUPPORTS



### RECTANGULAR HANGRAIL SUPPORT

- To be fixed to a pre-drilled wood shelf using M5 screws (not included) – hole diameter: 5 mm
- Material: Anodized aluminum
- Finish: Satin aluminum

| No.         | Height         |
|-------------|----------------|
| 62R30INCA10 | 1 3/8" (35 mm) |



### RECTANGULAR HANGRAIL

- Material: Anodized aluminum
- Finish: Satin aluminum

| No.         | Length       |
|-------------|--------------|
| 62R30300010 | 9'-10" (3 m) |



### END CAP FOR RECTANGULAR HANGRAIL

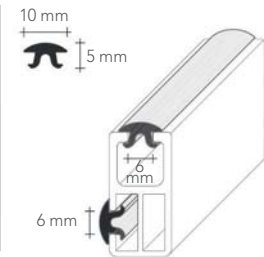
- Material: Steel
- Finish: Satin nickel

| No.          |              |
|--------------|--------------|
| 62R30TMFI185 | Sold by unit |



### TRANSPARENT GASKET FOR RECTANGULAR HANGRAIL

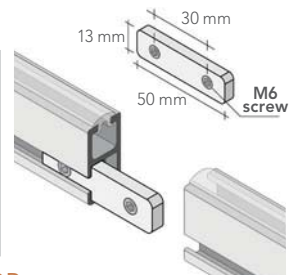
| No.         | Length          |
|-------------|-----------------|
| 62G3012MT11 | 47 1/4" (1.2 m) |



### HANGRAIL CONNECTOR

- Inner joint rectangular hangrail connector
- Material: Steel

| No.         |  |
|-------------|--|
| 62GNTR3022G |  |




# ACCESSORIES



## 13 COLLAR SCREW WITH SPACER

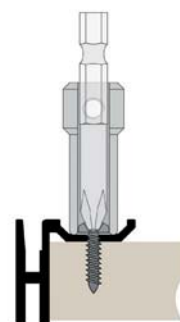
- For adjusting to different panel thicknesses




| No.           | Panel thickness |
|---------------|-----------------|
| A 62NBAVS102G | 13/32" (10 mm)  |
| B 62NBAVS162G | 5/8" (16 mm)    |



## 14 SPECIAL DRIVE BIT WITH ADJUSTABLE STOP




No.  
62NBATULL2G



## 15 FIXING SCREWS



| No.         | Length       |
|-------------|--------------|
| 62NBAV1002G | 5/8" (16 mm) |



## 16 FINISHING GASKET

- For VERTICAL SLOTTED STANDARD

| No.          | Color |
|--------------|-------|
| 62GRN10MT100 | Gray  |
| 62GRN10MT90  | Black |

## 17 TEMPLATE FOR FLUSH PANEL ASSEMBLY

- For screw placement on the back of the panel
- For flush panel assembly using VERTICAL CONCEALED STANDARD



No.  
62NBA6DMF2G





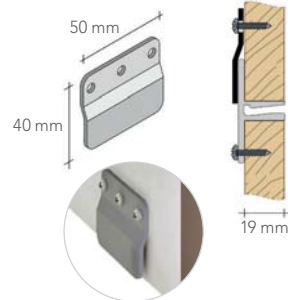
# ACCESSORIES

BACK OF PANEL



## 18 PANEL ASSEMBLY PLATE

- For the HORIZONTAL CUSTOMIZABLE PROFILE on long spans
- Material: Steel



| No.         | Length     |
|-------------|------------|
| 62PSTFMH12G | 2" (50 mm) |



## 19 BLISTER WIRE SUPPORT

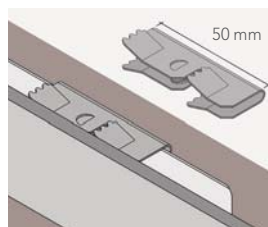
- For the HORIZONTAL CUSTOMIZABLE PROFILE
- For retail applications
- Load capacity: 8 lb (4 kg)

| No.          | Length          |
|--------------|-----------------|
| 62SHFPB20185 | 7 7/8" (200 mm) |



## 20 INSERT FOR SIDE-MILLED WOOD SHELF

- Secures wood shelves in place
- Finish: Stainless steel

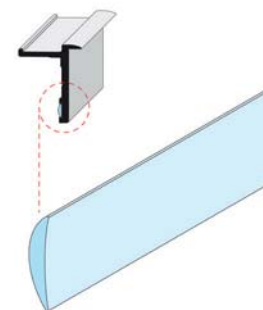


| No.          | Length     |
|--------------|------------|
| 62CAVCLIP170 | 2" (50 mm) |



## 21 TRANSPARENT REAR GASKET

- Protects the surface of the panel

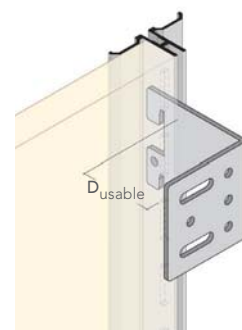


| No.          | Length       |
|--------------|--------------|
| 62MZN6X15311 | 9' 10" (3 m) |



## 22 HOLDING PLATE

- For fixing a unit to the VERTICAL SLOTTED PROFILE
- Depth: 2" x 2 3/16" (50 x 55 mm)
- Material: Steel



| No.         | Position |
|-------------|----------|
| 62PAKDX102G | Right    |
| 62PAKSX102G | Left     |

\*D<sub>usable</sub> =  
Usable depth between insert point and back part of the bracket





## CANADA

Tel.: 1 800 361-6000 | Fax: 1 800 363-0193

ALBERTA  
Calgary  
Edmonton

BRITISH COLUMBIA  
Kelowna  
Vancouver  
Victoria

MANITOBA  
Winnipeg

NEW BRUNSWICK  
Moncton

NEWFOUNDLAND  
St. John's

NOVA SCOTIA  
Halifax

ONTARIO  
Barrie  
Kitchener  
Mississauga  
Ottawa  
Sudbury  
Thunder Bay  
Toronto

QUÉBEC  
Laval  
Montréal  
Québec

SASKATCHEWAN  
Regina  
Saskatoon

## USA

Tel.: 1 800 619-5446 | Fax: 1 800 876-7454

CONNECTICUT  
Hartford

FLORIDA  
Dania Beach  
Hialeah  
Jacksonville  
Orlando  
Pompano Beach  
Riviera Beach  
Sarasota  
Tampa

GEORGIA  
Atlanta  
Savannah

ILLINOIS  
Chicago

INDIANA  
Indianapolis

KENTUCKY  
Louisville

MASSACHUSETTS  
Boston

MICHIGAN  
Detroit

NEW JERSEY  
Lincoln Park

NEW YORK  
Buffalo  
New York  
Syracuse

NORTH CAROLINA  
Charlotte  
Greensboro

OHIO  
Cincinnati

SOUTH CAROLINA  
Greenville

TENNESSEE  
Nashville

TEXAS  
Dallas  
Houston

WASHINGTON  
Seattle

FITARTE 04-2016  
Printed in Canada \$2

