



Waste & Recycling



UNDER-SINK BUILT-IN WASTE BINS



- Large-capacity bin designed to make the best use of your space
- Metal container ensuring long life
- When opening the door, the lid remains in the cabinet to provide total access to the bin
- The system is equipped with a spring and will function even in the case of over-filling; your waste will not fall out of the bin
- Easy to install with an available minimum interior width of 14 3/16"
- Reversible, these products can be installed on the right as well as on the left

Hands-free door opener for easy access to your waste system



- Ideal for under-sink cabinet
- Same functions as the **3715-3720** series but in a more economical plastic version
- Reversible (right or left), can be installed with an available interior width of 14"

FIG.	NO.	DESCRIPTION	PRODUCT DIMENSIONS (W X D X H)	MIN. WIDTH OPENING	FINISH
BUILT-IN ROUND PIVOT-OUT WASTE CONTAINERS (OPENING WITH DOOR)					
A	371530	15.8 qt. metal waste container	14 3/16" X 12" X 16 1/2"	15 7/16"	White
	3715140	15.8 qt. metal waste container	14 3/16" X 12" X 16 1/2"	15 7/16"	Chrome
	3715100	15.8 qt. metal waste container	14 3/16" X 12" X 16 1/2"	15 7/16"	Alu gray
B	372030	21.1 qt. metal waste container	14 3/16" X 12" X 20 3/4"	15 7/16"	White
	3720140	21.1 qt. metal waste container	14 3/16" X 12" X 20 3/4"	15 7/16"	Chrome
	3720100	21.1 qt. metal waste container	14 3/16" X 12" X 20 3/4"	15 7/16"	Alu gray
C	369230	Automatic door opener (for series 3715 and 3720)	5" x 2" x 5 1/2"		Black
D	T270030	13.7 qt. plastic waste container	14" x 12" x 17 3/4"	15 1/4"	White
E	T2700100	13.7 qt. plastic waste container	14" x 12" x 17 3/4"	15 1/4"	Gray

UNDER-SINK BOTTOM MOUNT PULL-OUT WASTE & RECYCLING CONTAINERS



- Manual opening to optimize space
- Limited height of 15 3/4" enables installation under the sink
- The lid tilts back towards the top to easily remove the bins
- Total access



- Large storage capacity in a reduced space
- Lid used as storage space
- Lateral utility hooks for extra hanging storage



- Ideal for an under-sink cabinet
- The lid remains in the cabinet when opening for immediate access and allows the bins to be easily removed
- Large capacity in a reduced space

FIG.	NO.	DESCRIPTION	PRODUCT DIMENSIONS (W X D X H)	FINISH
BOTTOM MOUNT PULL-OUT CONTAINERS				
A	2270100	Double 14.7 qt. plastic sliding waste bin	10" x 17 3/4" x 18 1/2"	Gray
B	2260100	Single 21.1 qt. plastic sliding waste bin	10" x 17 3/4" x 18 1/2"	Gray
C	3641100	Tandem double 19 qt. plastic recycling bin	14 13/16" x 18 3/4" x 16 1/8"	Gray
D	3642100	Tandem triple recycling bin (2 x 8.9 qt. + 1 x 19 qt.)	13 5/8" x 18 1/2" x 12 9/16"	Gray
E	3632	Single 21.1 qt. plastic sliding waste bin	9 1/2" x 16 1/2" x 16 1/8"	Cream
BOTTOM MOUNT CONTAINERS (OPENING WITH DOOR)				
F	3634	Single 21.1 qt. plastic sliding waste bin	14 1/4" x 16 1/2" x 16 1/8"	Cream

BOTTOM MOUNT PULL-OUT WASTE & RECYCLING CONTAINERS




FIG.	NO.	DESCRIPTION	PRODUCT DIMENSIONS (W X D X H)	FINISH
BOTTOM MOUNT PULL-OUT CONTAINERS				
A	PSW9120WH	Single 20 qt. w/epoxy-coated full-extension ball-bearing slides	8 5/16" x 20" x 17 5/16"	White
	PSW10135WH	Single 35 qt. w/epoxy-coated full-extension ball-bearing slides	9 5/16" x 20" x 18 3/4"	White
	PSW12150WH	Single 50 qt. w/epoxy-coated full-extension ball-bearing slides	11 5/16" x 12" x 22 3/4"	White
	PSW15135WH	Single 35 qt. w/epoxy-coated full-extension ball-bearing slides	14 5/16" x 16" x 18 3/4"	White
	PRC12227W	Double 27 qt. w/epoxy-coated full-extension ball-bearing slides	11 3/8" x 19" x 23"	White
	PSW15220WH	Double 20 qt. w/epoxy-coated full-extension ball-bearing slides	14 5/16" x 20" x 17 9/16"	White
	PSW15235WH	Double 35 qt. w/epoxy-coated full-extension ball-bearing slides	14 5/16" x 22 9/16" x 18 3/4"	White
B	PSW15320WH	Triple 20 qt. w/epoxy-coated full-extension ball-bearing slides	14 5/16" x 22 9/16" x 17 9/16"	White
	PSW15120W	Single 20 qt. w/epoxy-coated full-extension ball-bearing slides	14 5/16" x 16" x 17 5/16"	White
C	BSC15235PT	Double 35 qt. with covered soft-close slides and wire handle	14 3/4" x 23 1/8" x 18 13/16"	Platinum
	BSC15235WH	Double 35 qt. with covered soft-close slides and wire handle	14 3/4" x 23 1/8" x 18 13/16"	White
D	BSC10135PT	Single 35 qt.	9 3/4" x 18 7/8" x 20"	Platinum
	BSC10135WH	Single 35 qt.	9 3/4" x 18 7/8" x 20"	White
E	BSC12150PT	Single 50 qt.	11 3/4" x 20" x 22 7/8"	Platinum
	BSC12150WH	Single 50 qt.	11 3/4" x 20" x 22 7/8"	White
F	USC18250WH	Double 50 qt. with soft-close slides	15 3/8" x 22 7/16" x 23 1/4"	White
	USC18250PT	Double 50 qt. with soft-close slides	15 3/8" x 22 7/16" x 23 1/4"	Platinum
	USC15235WH	Double 35 qt. with soft-close slides	14 13/16" x 22 7/16" x 19 3/16"	White
	USC15235PT	Double 35 qt. with soft-close slides	14 13/16" x 22 7/16" x 19 3/16"	Platinum
G	USC12150WH	Single 50 qt. with soft-close slides	11 13/16" x 22 7/16" x 23 1/4"	White
	USC12150PT	Single 50 qt. with soft-close slides	11 13/16" x 22 7/16" x 23 1/4"	Platinum
	USC12135WH	Single 35 qt. with soft-close slides	11 13/16" x 22 7/16" x 19 3/16"	White
	USC12135PT	Single 35 qt. with soft-close slides	11 13/16" x 22 7/16" x 19 3/16"	Platinum

BOTTOM MOUNT PULL-OUT WASTE & RECYCLING CONTAINERS



Can be used with hinged doors (manual opening) as well as in the sliding door version



- Recycling center system that you can configure according to your specifications
- Choose a frame according to the interior width available
- Chrome metal frame comes with front-fixing brackets
- 2 types of containers, 15.8 qt. or 36.9 qt., available in white or silver gray
- Full-extension slides provide total access

FOR A COMPLETE SYSTEM, ORDER 1 FRAME AND YOUR CHOICE OF CONTAINERS




FIG. NO. DESCRIPTION PRODUCT DIMENSIONS (W X D X H) FINISH

BOTTOM MOUNT FRAME AND CONTAINERS				
FOR A COMPLETE SYSTEM, ORDER 1 FRAME AND YOUR CHOICE OF CONTAINERS				
A	53000140	Metal frame (small), capacity: 31.7 qt.	10 1/4" x 20 3/4" x 20 1/16"	Chrome
	73000140	Metal frame (small) w/soft-close, capacity: 31.7 qt.	10 1/4" x 20 3/4" x 20 1/16"	Chrome
or	5303030	15.8 qt. plastic container [order 2]	10 1/4" x 20 3/4" x 20 1/16"	White
	53030100	15.8 qt. plastic container [order 2]	10 1/4" x 20 3/4" x 20 1/16"	Silver
	5603030	36.9 qt. plastic container [order 1]	20 1/16" x 20 3/4" x 20 1/16"	White
	56030100	36.9 qt. plastic container [order 1]	20 1/16" x 20 3/4" x 20 1/16"	Silver
B	56000140	Metal frame (large), capacity: 73.8 qt.	20 1/16" x 20 3/4" x 20 1/16"	Chrome
	76000140	Metal frame (large) w/soft-close, capacity: 73.8 qt.	20 1/16" x 20 3/4" x 20 1/16"	Chrome
or	5303030	15.8 qt. plastic container [order 4]	10 1/4" x 20 3/4" x 20 1/16"	White
	53030100	15.8 qt. plastic container [order 4]	10 1/4" x 20 3/4" x 20 1/16"	Silver
	5603030	36.9 qt. plastic container [order 2]	20 1/16" x 20 3/4" x 20 1/16"	White
	56030100	36.9 qt. plastic container [order 2]	20 1/16" x 20 3/4" x 20 1/16"	Silver
	5603030	36.9 qt. plastic container [order 1]	20 1/16" x 20 3/4" x 20 1/16"	White
	56030100	36.9 qt. plastic container [order 1]	20 1/16" x 20 3/4" x 20 1/16"	Silver
	5303030	15.8 qt. plastic container [order 2]	10 1/4" x 20 3/4" x 20 1/16"	White
	53030100	15.8 qt. plastic container [order 2]	10 1/4" x 20 3/4" x 20 1/16"	Silver



15.8 qt.



36.9 qt.

BOTTOM MOUNT PULL-OUT WASTE & RECYCLING CONTAINERS



A



B



C



D



E

EASY CARGO



F



G

- Large capacity in a reduced space
- Very easy to install: the metal frame is attached to the bottom of the cabinet simply with screws
- Full-extension provide total access
- Equipped with a lid suppressing the flow of odors and offering additional storage space
- For installation in cabinets with hinged doors
- Bins are equipped with handles to facilitate their handling

FIG.	NO.	DESCRIPTION	PRODUCT DIMENSIONS (W X D X H)	FINISH
BOTTOM MOUNT PULL-OUT CONTAINERS				
A	BSC12227WH	Double 27 qt. with soft-close slides	11 3/4" x 23 1/8" x 18 3/4"	White
B	BSC15120PT	Single 20 qt.	14 3/4" x 20" x 17 1/4"	Platinum
	BSC15220PT	Double 20 qt.	14 3/4" x 20" x 17 1/4"	Platinum
	BSC15220WH	Double 20 qt.	14 3/4" x 20" x 17 1/4"	White
C	BSC15320PT	Triple 20 qt.	14 3/4" x 23" x 17 1/2"	Platinum
	BSC15320WH	Triple 20 qt.	14 3/4" x 23" x 17 1/2"	White
D	BSC24427WH	4 x 27 qt.	23 3/4" x 23" x 19"	White
E	BSC9120PT	Single 20 qt.	8 3/4" x 20" x 17 1/4"	Platinum
	BSC9120WH	Single 20 qt.	8 3/4" x 20" x 17 1/4"	White
F	366840100	Easy Cargo single 42.29 qt.	13" x 18 1/2" x 21 1/2"	Gray
G	366850100	Easy Cargo double 31.7 qt. + 20 qt.	17 1/8" x 18 1/2" x 18 1/8"	Gray

TOP MOUNT PULL-OUT WASTE & RECYCLING CONTAINERS



US CARGO

- Installed in framed cabinets, on the two interior sides
- Equipped with full-extension slides providing total and direct access to the bins
- Very large capacity in a reduced space
- Bins equipped with handles for easy handling
- The lid limits the flow of odors and provides additional storage space
- Can be equipped with an automatic opening mechanism (except 461315100, 461321100, 4614100, 461460100)



EURO CARGO

Make your life easier with the *Euro Cargo* sliding waste bin.

Full-extension slides give you complete access to your bins. The integrated lid remains fixed inside your cabinet, and once the system is closed, the lid covers the bins to prevent odors from escaping.

- Metal frame installs on right and left slides that attach to the two interior sides of the cabinet
- Can be installed in cabinets with side panels either 16 mm or 19 mm (5/8" or 3/4") thick

FIG.	NO.	DESCRIPTION	PRODUCT DIMENSIONS (W X D X H)	FINISH
TOP MOUNT PULL-OUT CONTAINERS (DOOR MOUNTED)				
A	361315100	<i>Us Cargo</i> single 42.2 qt. + single x 8.9 qt.	13 3/4" x 22 1/2" x 20 3/4"	Gray
	461315100	<i>Us Cargo</i> single 42.2 qt. + single x 8.9 qt. with Soft Motion	13 3/4" x 22 1/2" x 20 3/4"	Gray
B	361321100	<i>Us Cargo</i> double 42.2 qt.	19 3/4" x 22 1/2" x 20 3/4"	Gray
	461321100	<i>Us Cargo</i> double 42.2 qt. with Soft Motion	19 3/4" x 22 1/2" x 20 3/4"	Gray
C	3614100	<i>Euro Cargo</i> double 36.9 qt. with full-extension slides	16 1/4" - 16 7/16" x 20 3/4" x 21 1/2"	Gray
	4614100	<i>Euro Cargo</i> double 36.9 qt. with Soft Motion, full-extension slides	16 1/4" - 16 7/16" x 20 3/4" x 21 1/2"	Gray
D	361460100	<i>Euro Cargo</i> double 36.9 qt. with full-extension slides	22 1/8" - 22 3/8" x 20 3/4" x 21 1/2"	Gray
	461460100	<i>Euro Cargo</i> double 36.9 qt. with Soft Motion, full-extension slides	22 1/8" - 22 3/8" x 20 3/4" x 21 1/2"	Gray
E	3695106	Automatic opening mechanism (cannot be used with Soft Motion system)	5" x 2" x 5 1/2"	Gray

ROTARY AND TOP MOUNT WASTE & RECYCLING CONTAINERS

ROTARY WASTE AND RECYCLING CONTAINERS

Removable bins pivot 360° for easy access



TOP MOUNT WOOD PULL-OUTS

- Grade-A maple veneer faced plywood frame
- Ball bearing slides ensure long-term durability and smooth operation
- Single pull-out designed for 15" base cabinets and features rear slot for bag storage (single bin version only)
- Double pull-out designed for 18" base cabinets
- Both units are fully adjustable and include our unique vanity panel
- Includes rear sockets and 6 way adjustable door brackets

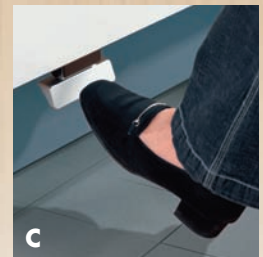



FIG. NO.	DESCRIPTION	PRODUCT DIMENSIONS (W X D X H)	FINISH
ROTARY WASTE AND RECYCLING CONTAINERS			
A	RRC28K Triple 32 qt. polymer bins on a 1" diam. post	27 5/8" diam. x 28 1/2" to 30 1/2" H	White/chrome
TOP MOUNT WOOD PULL-OUTS (DOOR MOUNTED)			
B	7020150 Single 35 qt.	12" x 22" x 18 1/2"	White
	7030150 Double 35 qt.	15" x 22" x 18 1/2"	White
C	3695106 Automatic opening mechanism (cannot be used with Soft Motion system)	5" x 2" x 5 1/2"	Gray

COUNTER MOUNT WASTE CONTAINER



- Adapts to all countertop thicknesses
- Available with a stainless steel lid or with the possibility of inserting a sheet of laminate
- Can hold any type of bag and is compatible with all material

FIG. NO.	PRODUCT DIMENSIONS (Ø X H)	FINISH
COUNTER MOUNT WASTE CONTAINER		
D	36169090 6 5/16" x 5 1/8"	Black
	361690170 6 5/16" x 5 1/8"	Stainless steel

UNITED STATES

Tel.: 1 800 619-5446 • Fax: 1 800 876-7454

CONNECTICUT
Hartford

ILLINOIS
Chicago

MICHIGAN
Detroit

NORTH CAROLINA
Charlotte
Greensboro
Raleigh

SOUTH CAROLINA
Greenville

FLORIDA
Dania Beach
Hialeah
Pompano Beach
Riviera Beach

INDIANA
Indianapolis

NEW JERSEY
Avenel
Lincoln Park

OHIO
Cincinnati
Cleveland
Columbus

TENNESSEE
Nashville

GEORGIA
Atlanta

MASSACHUSETTS
Boston

NEW YORK
New York
Syracuse

WASHINGTON
Seattle

 **Richelieu**
richelieu.com

