


CORNER CABINET LIGHTING

FLEXYLED SEH4

Control: X-Driver IR WI-XD Wireless Sensor



POWER SUPPLY INSTALLATION: PLUG-IN

- Available in fixed lengths (trimmable): 39 3/8" (1000 mm), 59 1/16" (1500 mm), 78 3/4" (2000 mm), 98 7/16" (2500 mm), 118 1/8" (3000 mm).
- Silicone coated LED with 180 LED/meter; 9.6 watts/meter.
- Recess into a groove measuring 4 mm wide x 8 mm deep.
- Kits recommended for a 34 1/2" height base cabinet.
- 78" power cable is pre-wired at each end of the roll. Cut off unused wire at designated marks.
- IR WI-XD is a self-powered wireless proximity sensor (with lithium battery CR2450).
- Recommended to only go a distance of 24-ft from the light to the power supply.
- Run low voltage wiring between the LED and power supply (supplied by others). Terminal connectors are included.

STARTER KIT

Order the quantities below for each part number to complete 1 kit shown in the installation layout.



Qty.	No.	Description
2	13002410122040	FlexyLED SEH4, 3100 K neutral white, 39 3/8" length (1000 mm), 9.6W, 24V
1	1650703010	IR WI-XD on/off wireless sensor for X-Driver, Aluminum finish
1	1650301	CM2-XD RF control module
1	XDRIVER2430	X-Driver power supply, 30W, 24V
1	24064562	Extension male connection to terminal, 6" (150 mm), white connector, 2-pack, 24V
1	24066562	Extension female connection to terminal, 6" (150 mm), white connector, 2-pack, 24V

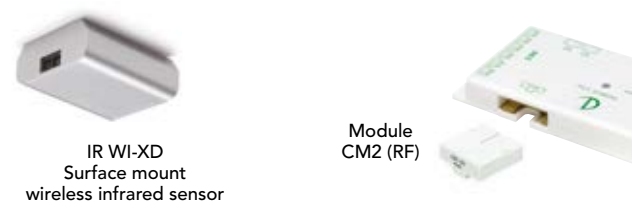
LED



POWER SUPPLY

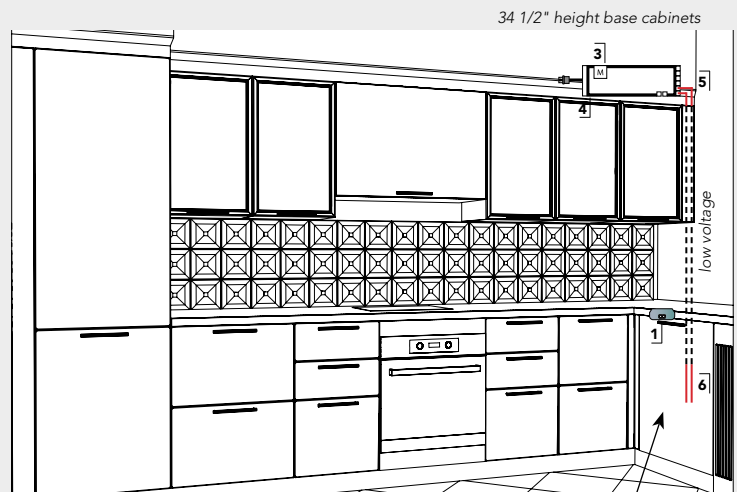


CONTROL

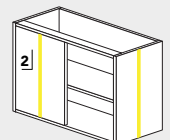


INSTALLATION LAYOUT

Product installation must be done in accordance with local electrical codes, please confirm with an electrician or inspection office.



- IR Sensor, 1650703010.
- FlexyLED SEH4, 13002410122040.
- Control module (CM2-XD), 1650301.
- X-Driver power supply, XDRIVER2430.
- Extension male connector, 24064562.
- Extension female connector, 24066562.



----- low voltage wire supplied by others