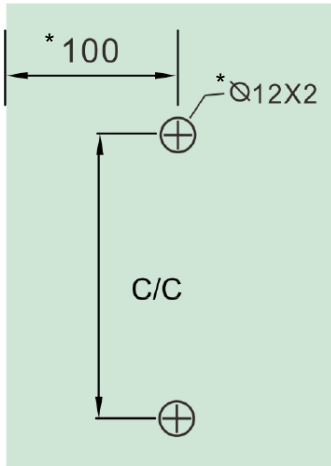


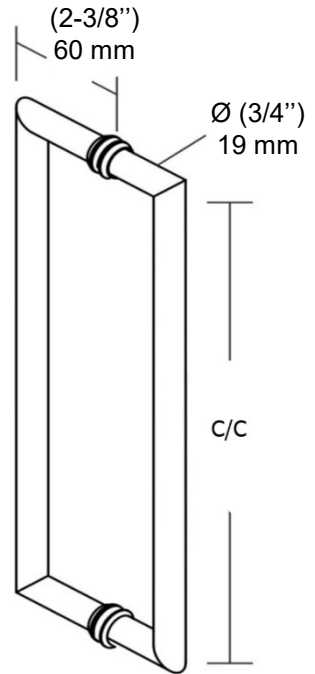
Round Tubular Handle with Mitered Corners

Code	Material	C/C
8702S10424xxx	SS304	(24") 610 mm

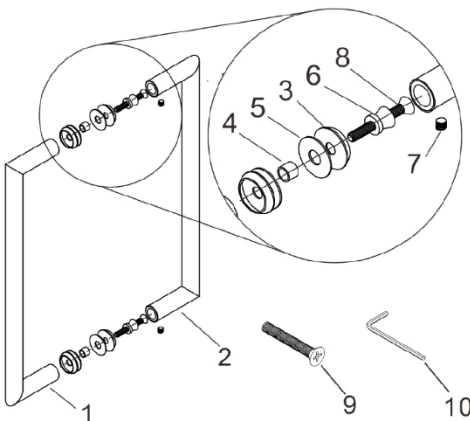
► Measurements



*mm



► Components



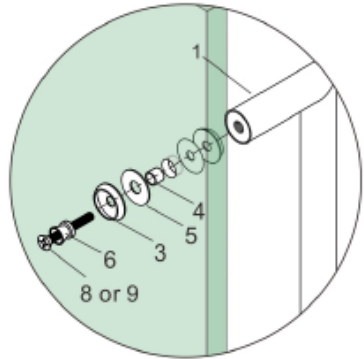
#	Name	Qty
1	Exterior Handle	1
2	Interior Handle	1
3	Metal Washer dia25mm	4
4	Plastic Washer	2
5	Gasket	4
6	Collar	2
7	Set Screw	2
8	Screw M6x40mm	2
9	Screw M6x80mm	2
10	Allen Key 2.5mm	1

Round Tubular Handle with Mitered Corners

► Installation

Install the exterior handle as shown with one gasket and metal washer on each side of the glass.

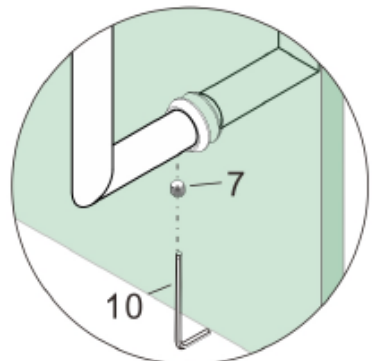
*Philips screwdriver not included



Install the interior handle onto the collars.



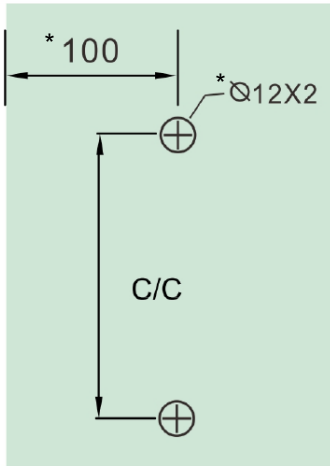
Install the set screws and tighten with the Allen key to finish the installation



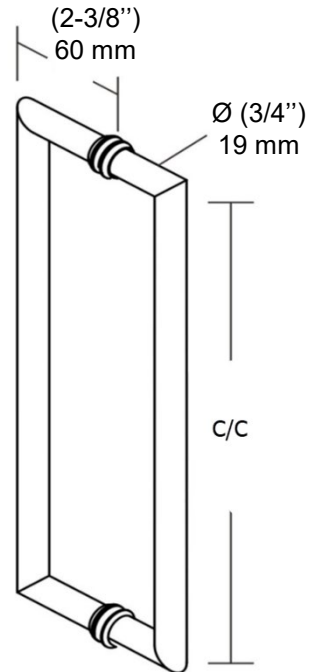
Poignée tubulaire ronde biseautée

Code	Material	C/C
8702S10424xxx	SS304	(24") 610 mm

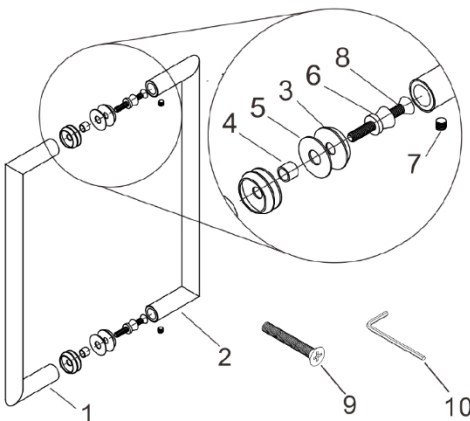
► Dimensions



*mm



► Composantes



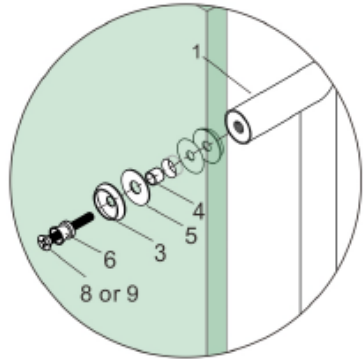
#	Nom	Qté
1	Poignée extérieure	1
2	Poignée intérieure	1
3	Rondelles en métal 25mm dia	4
4	Rondelles en plastique	2
5	Joints	4
6	Collier	2
7	Vis	4
8	Vis M6x40mm	2
9	Vis M6x80mm	2
10	Clé Allen 2.5mm	1

Poignée tubulaire ronde biseautée

► Installation

Installez la poignée extérieure comme illustré avec un joint et une rondelle métallique de chaque côté du verre.

*Tournevis Philips non inclus



Installez la poignée intérieure sur les colliers.



Installez les vis de réglage et serrez avec la clé Allen pour terminer l'installation

