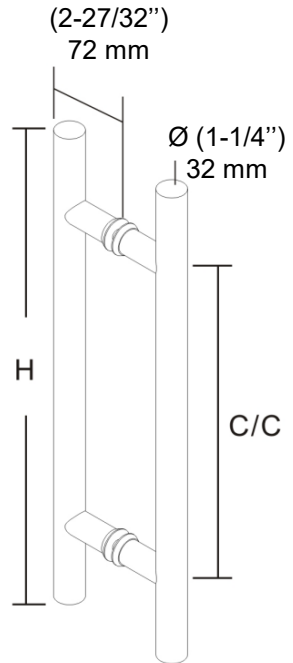
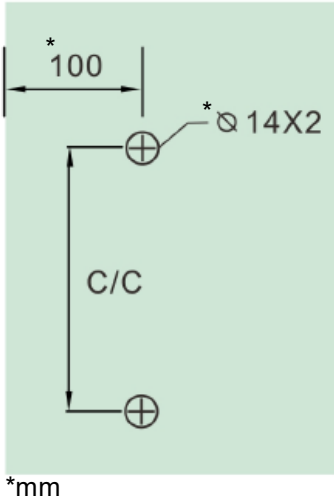


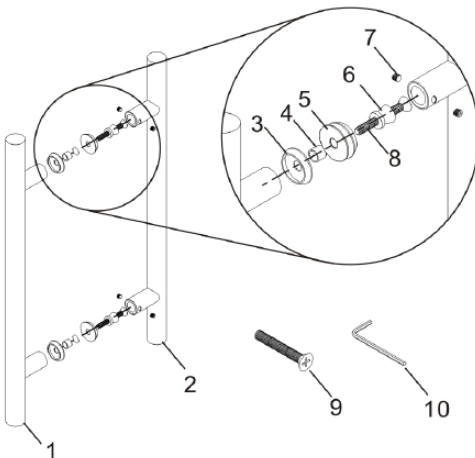
Round Ladder Handle

Code	Material	H	C/C
701DH2R10336900	SS316	(36") 914 mm	(24") 610 mm

Measurements



Components



#	Name	Qty
1	Exterior Handle	1
2	Interior Handle	1
3	Metal Washer dia32mm	4
4	Plastic Washer	2
5	Gasket	4
6	Collar	2
7	Set Screw M6x6mm	4
8	Screw M8x45mm	2
9	Screw M8x80mm	2
10	Allen Key 3mm	1

Round Ladder Handle

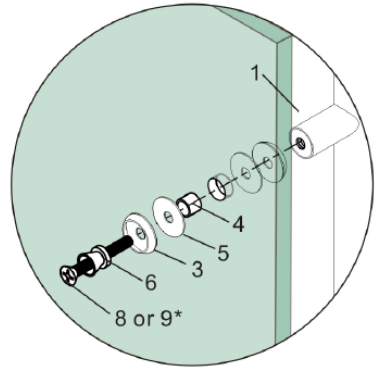
► Installation

Install the exterior handle as shown with one gasket and metal washer on each side of the glass.

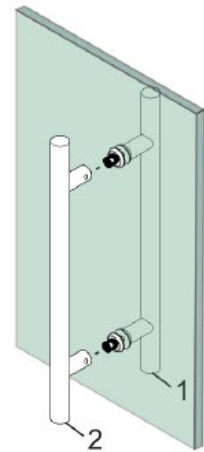
*Philips screwdriver not included

*Use the 45mm screw for glass doors 8-12mm thick

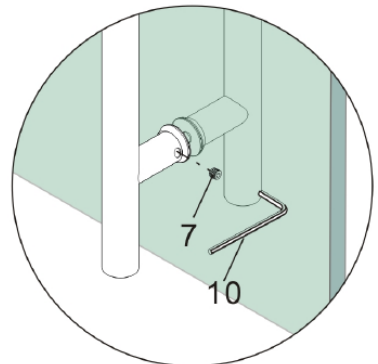
*Use the 80mm screw for wood doors 35-50mm thick



Install the interior handle onto the collars.



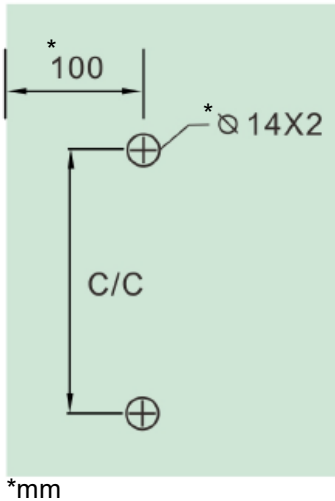
Install the set screws and tighten with the Allen key to finish the installation



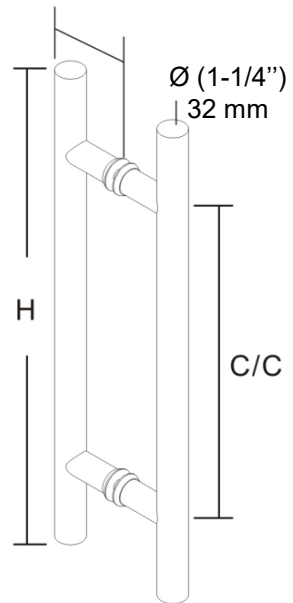
Poignée échelle ronde

Code	Matériel	H	C/C
701DH2R10336900	SS316	(36") 914 mm	(24") 610 mm

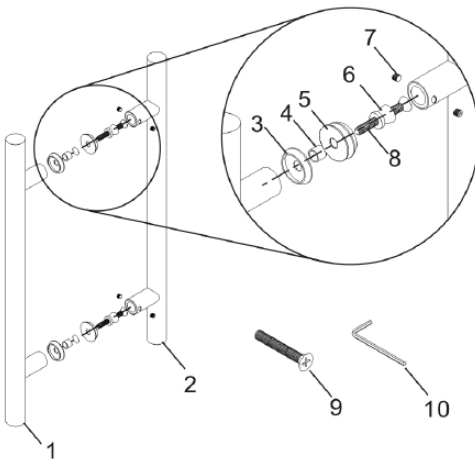
► Dimensions



(2-13/16")
72 mm



► Composantes



#	Nom	Qté
1	Poignée extérieure	1
2	Poignée intérieure	1
3	Rondelles en métal 32mm dia	4
4	Rondelles en plastique	2
5	Joints	4
6	Collier	2
7	Vis M6x6mm	4
8	Vis M8x45mm	2
9	Vis M8x80mm	2
10	Clé Allen3mm	1

Poignée échelle ronde

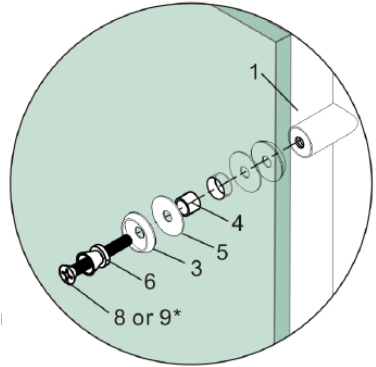
► Installation

Installez la poignée extérieure comme illustré avec un joint et une rondelle métallique de chaque côté du verre.

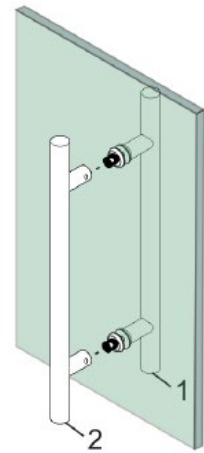
*Tournevis Philips non inclus

*Utilisez la vis de 45 mm pour les portes en verre de 8-12

*Utilisez la vis de 80 mm pour les portes en bois de 35-50



Installez la poignée intérieure sur les colliers.



Installez les vis de réglage et serrez avec la clé Allen pour terminer l'installation

