

Product Description

- 15 mm (5/8") lock, ideal for Rehau tambour doors
- Requires a hole in aluminum profile #593210
- For vertical or horizontal opening
- Available in right only



#4164151 Lock

Features and Benefits

Feature	Benefit
For vertical or horizontal opening	Suitable for two application types
Lock housing in durable metal	Provides long-lasting strength and security
Zinc finish	Complements aluminum
Finishing rosette	Gives a polished look
Particularly suited to aluminum profile #593210	Easy to make holes for lock installation
2 keys included with the cylinder	Enhances user comfort



#4162500 Cylinder



Rosette #416540



#416000 Strike

For a complete set, order:

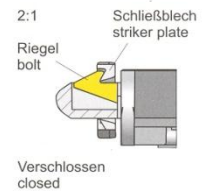
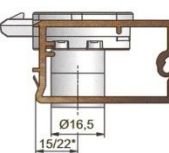
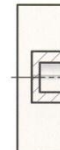
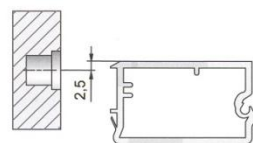
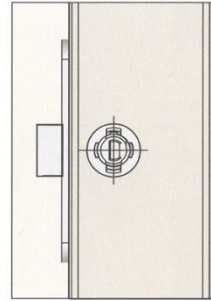
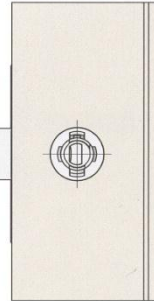
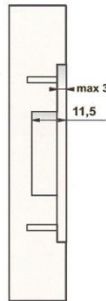
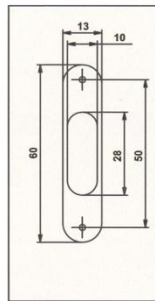
- 1 X 4164151 15 mm lock (5/8")
- 1 X 4162500 Keyed-alike cylinder (K.A.)
- 1 X 416000 Single door strike
- 1 X 416540 Finishing rosette

Handle profile #593210

And finally, the tambour door of your choice. Please consult the following section of our website: [Cabinet Doors, Drawers, and Tambour Systems/Tambour Systems](#)

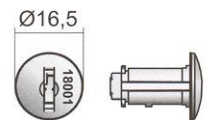
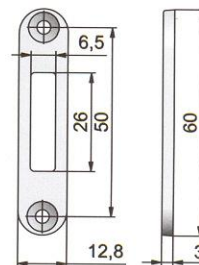
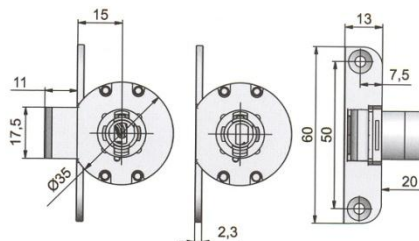
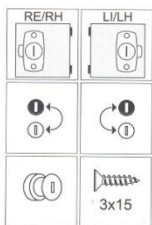
Technical Information

Code	Description	Width	Height	Depth	Finish	Qty
4164151	15 mm lock	33.5 mm (1-5/16")	52 mm (2-1/16")	32.7 mm (1-1/4")	Zinc	1
4162500	Cylinder	16.5 mm (5/8")			Zinc	1
416500	Single strike	12.8 mm (1/2")	3 mm (1/8")	60 mm (2-3/8")	Zinc	1
416540	Finishing rosette	16.2 mm (5/8") int. 22 mm (7/8") ext.	6.7 mm (1/4")		Zinc	1



* Richtmaße, in der Praxis können durch Konizitäten und Dichtlappen an den Profilen geringe Abweichungen entstehen.

* Guideline dimensions given, which may vary depending on profile manufacture type specification.



Lock #4164151

Strike #416000

Cylinder #4162500