

CS TrackSystems are an innovative range of track systems designed for a multitude of sliding doorway applications.

The **CS Frameless Glass** clamp system is designed to take frameless glass sliding doors of 3/8" [10mm] or 1/2" [12mm] thickness. The clamp is compatible with all of the standard CS tracks.

Use this system for a distinctive, smooth running, reliable frameless glass sliding door.



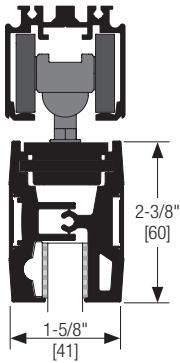
CS Frameless Glass clamp system.



Pocket doors with CS Frameless Glass track systems.



Technical Information




CS Frameless Glass clamp with M8 carriage

- Clamp Finish:** Clear anodized
- Glass Thickness:** 3/8" [10 mm or 1/2" [12 mm]
- Max Door Weight:** 500 lb [227 kg]
- Carriage Pack:** M8 only

CS Frameless Glass Clamp Features

Our engineers focus on constantly developing new products and refining existing ones. That's why our products come with a number of unique features:



CS Frameless Glass clamp system with CS Pocket track, M8 carriage and mounting plate.

- (1) Compatible with all of the standard CS tracks (ordered separately)
- (2) M8 body made from cast stainless steel for strength and reliability. 4-wheel carriages are standard on all doors over 200 lb [90 kg].
- (3) CarriSnap™ quick release system allows the door to be removed easily from the track
- (4) Glass clamp rail
- (5) Removable end cap

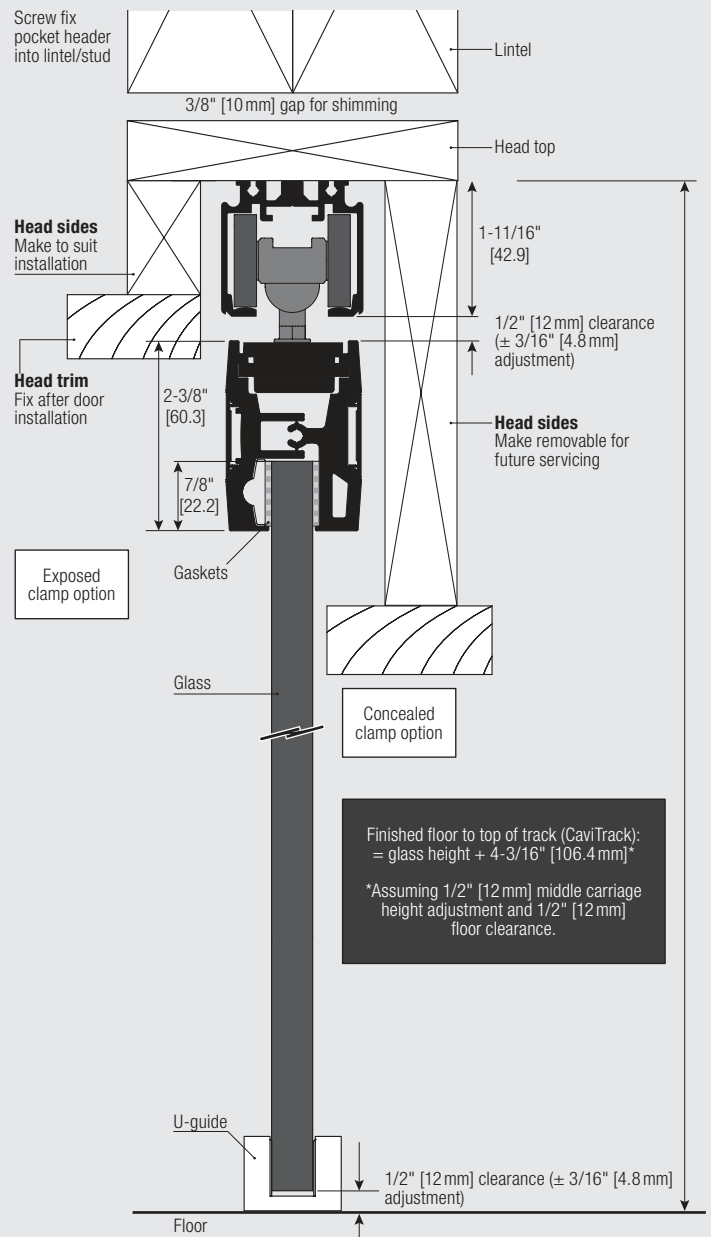
How to Order

The CS Frameless Glass clamp system is compatible with all of the standard CS tracks (ordered separately).

1. **Specify clamp length**
(available in 2', 3', 4', 5 and 6' [0.6, 0.9, 1.2, 1.5 and 1.8 m] pre-cut lengths)
2. **Choose number of M8 (500 lb [227 kg]) carriage packs**
(one per door - includes carriages, mounting plates, fixing screws, adjusting wrench and installation instructions)
3. **Specify frameless glass U-guide**
(one per door - suits 3/8" [10 mm] and 1/2" [12 mm] glass)

Suggested Assembly Detail

CS CaviTrack shown.



Drawings are not to scale.

