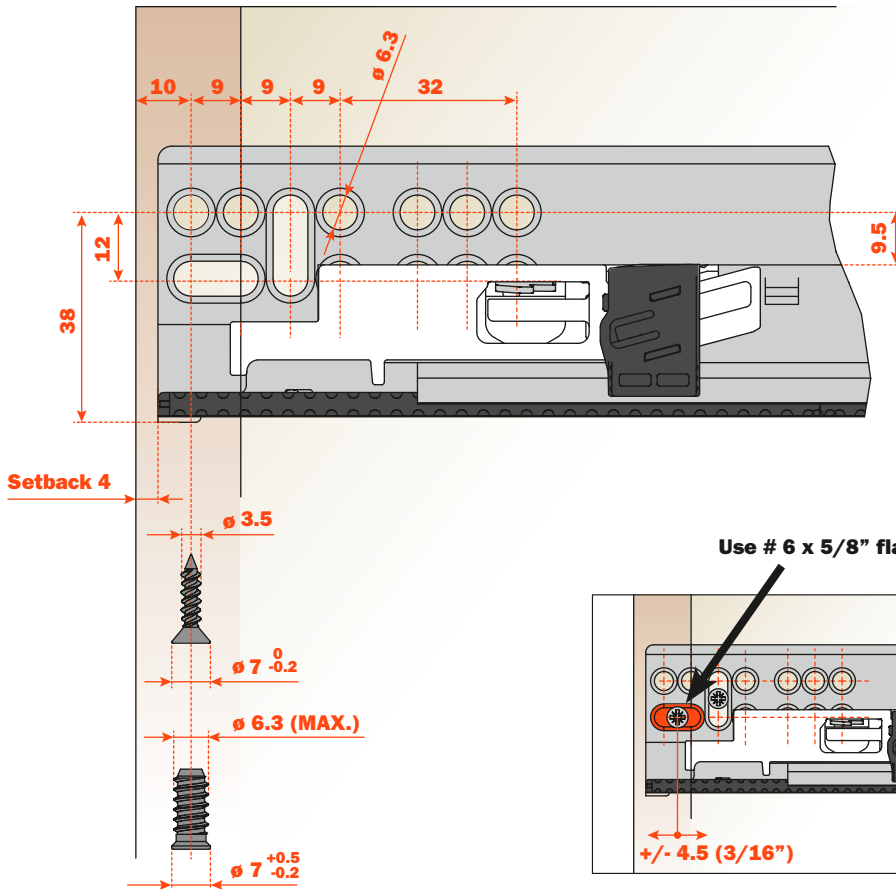


# Slide installation

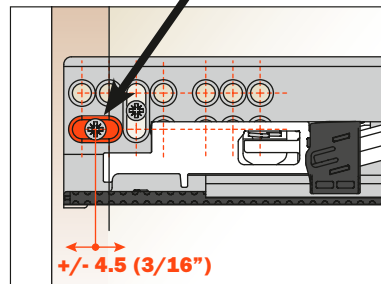
For all Progressa and Progressa+ slides

Mounting full-extension runner on cabinet side

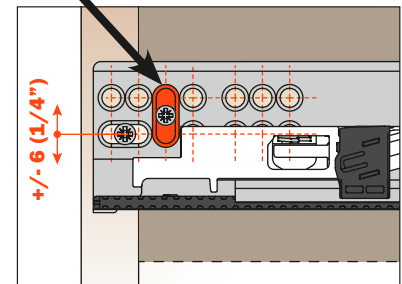


See **screws**, page 71.

Use # 6 x 5/8" flat head (see page 71)

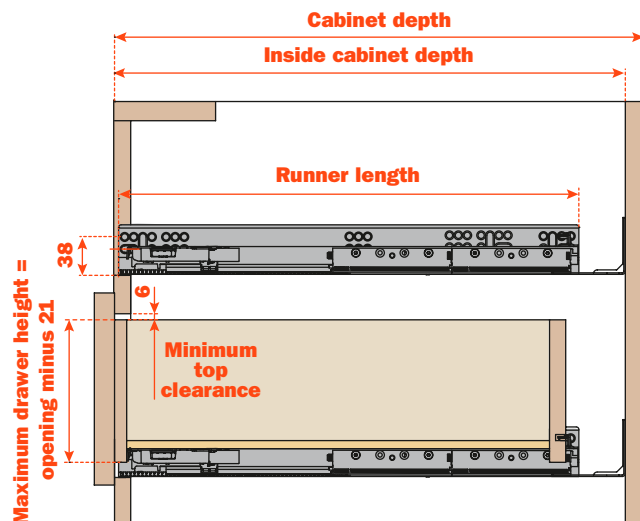


Elongated holes are for  $\pm 4.5$  (3/16") **depth adjustment** only. Additional screws must be used to secure the runner to the cabinet.

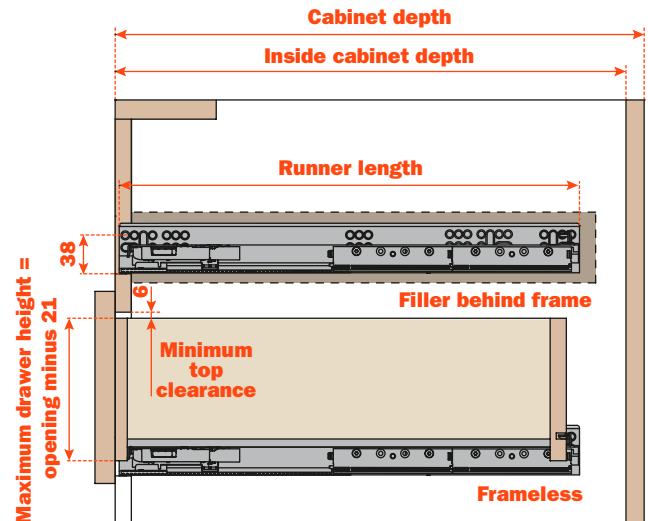


Elongated holes are for  $\pm 6$  (1/4") **vertical adjustment** only. Additional screws must be used to secure the runner to the cabinet. Only with frameless application or face frame application with filler.

## Drawer slide assembly Face frame application without filler behind frame



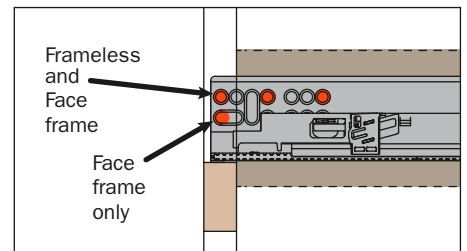
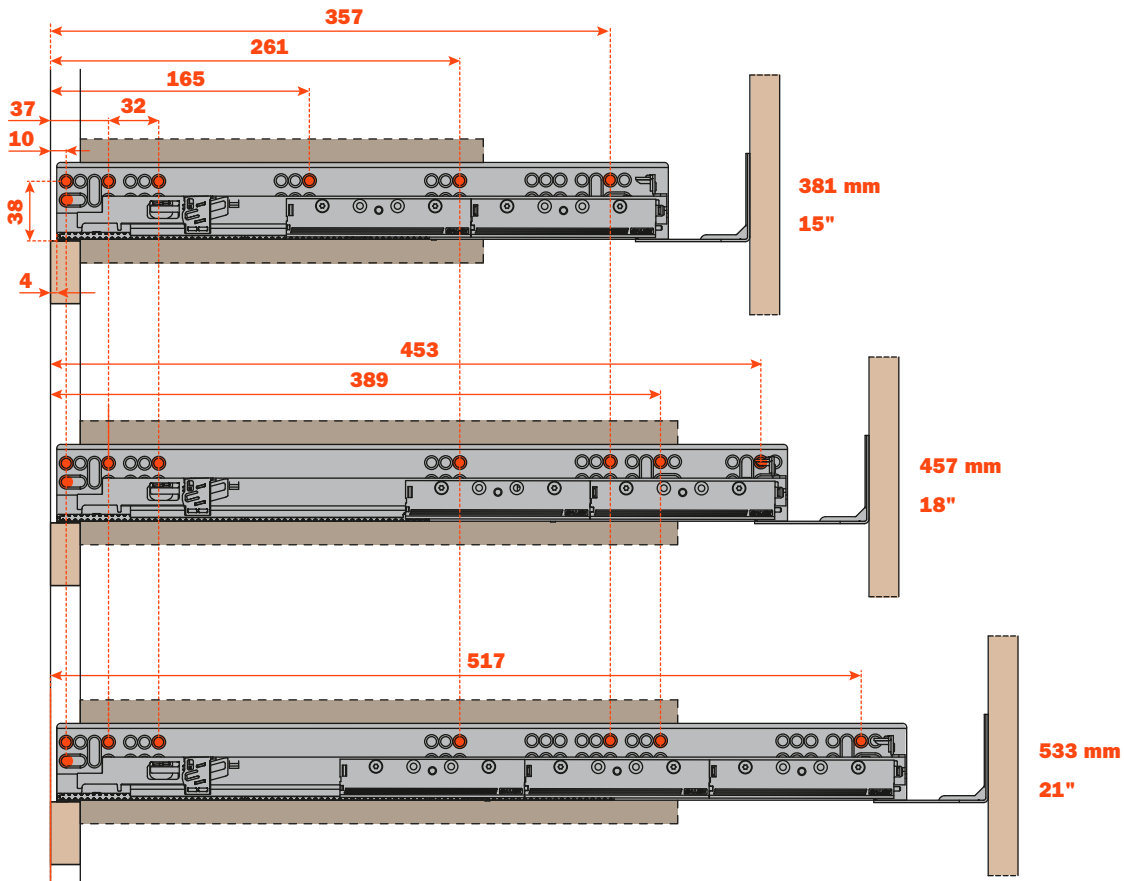
## Drawer slide assembly Face frame application with filler behind frame Frameless application



## Drilling patterns - Standard face frame cabinet member

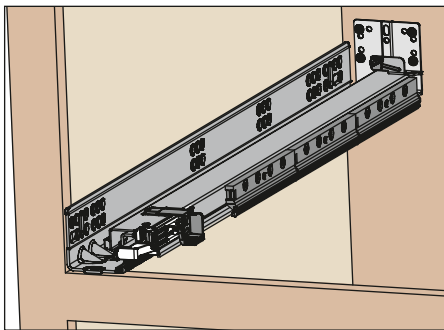
### For all Progressa and Progressa+ slides

Please refer to the specific product pages in this catalog for all technical data

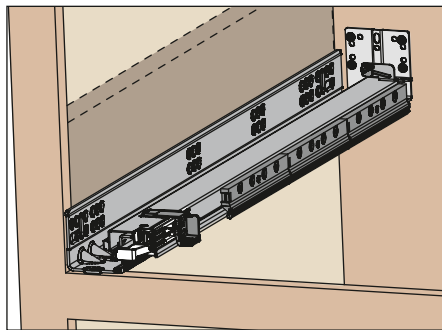


Note: orange dots indicate fixing screw locations and quantity recommended to meet load ratings.

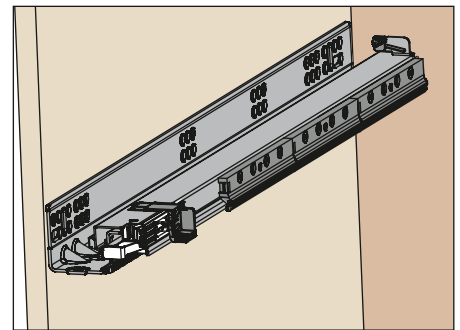
### Mounting to the cabinet side - Runner lengths 381, 457 and 533 mm



**Face frame application without filler behind frame**



**Face frame application with filler behind frame**



**Frameless application**

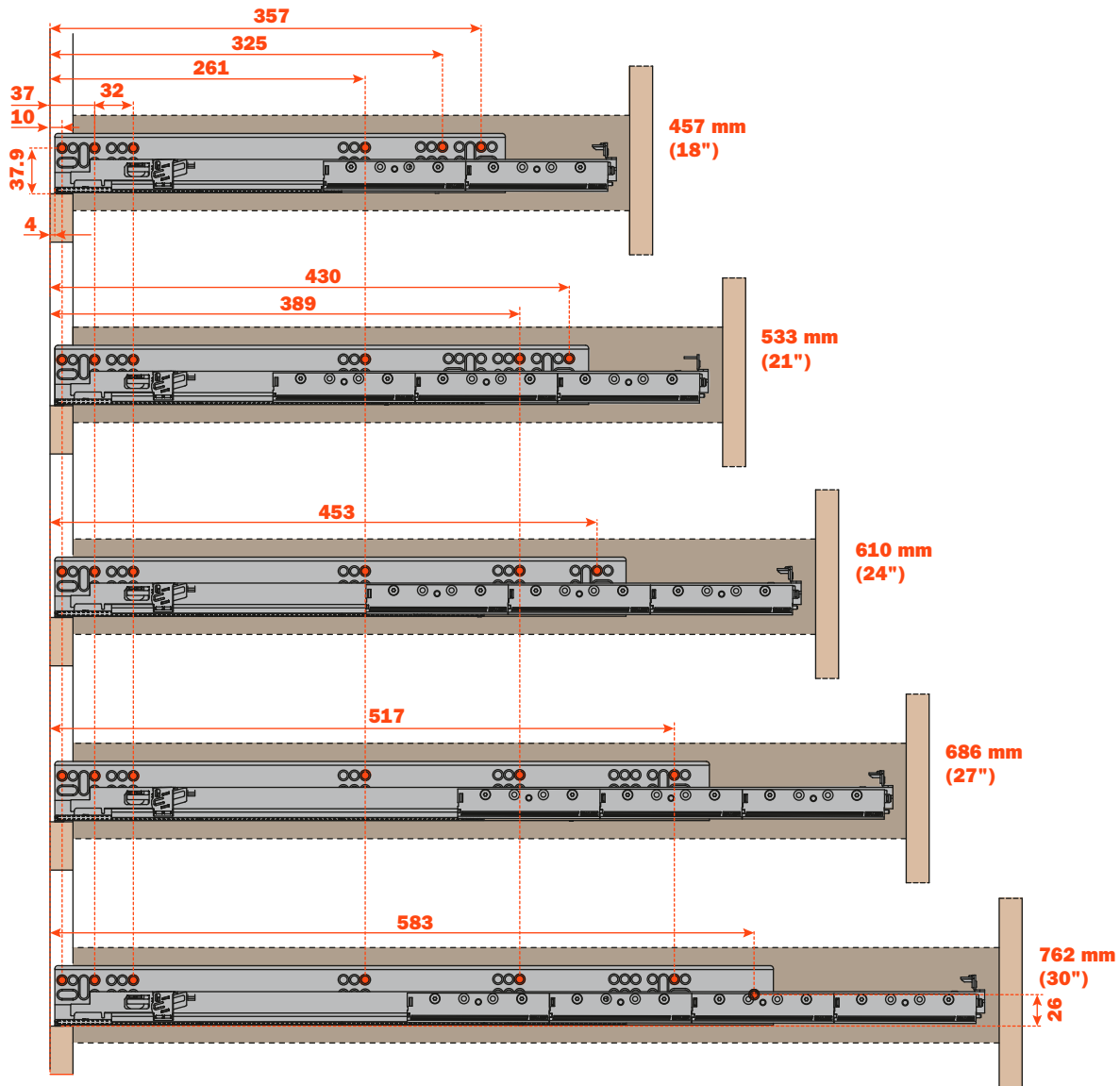
**Use of rear sockets for any load above 75 Lbs is not recommended**

Sockets and brackets can be used for the correct alignment of the runners before fixing to the cabinet side.

## Drilling patterns - Short version cabinet member

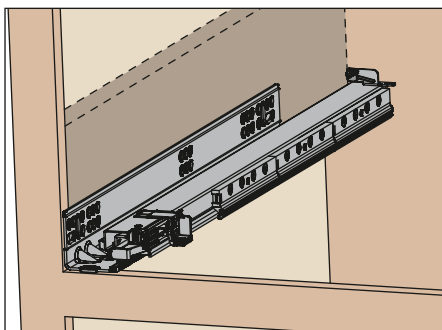
### For all Progressa+ slides

Please refer to the specific product pages in this catalog for all technical data

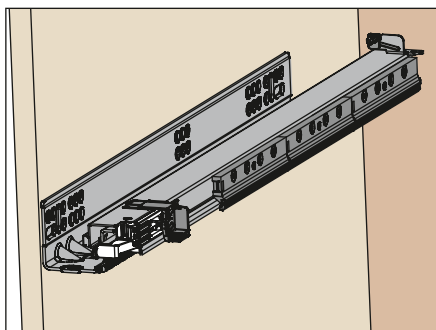


Note: orange dots indicate fixing screw locations and quantity recommended to meet load ratings.

### Mounting to the cabinet side - Runner lengths 457, 533, 610, 686 and 762 mm



Face frame application with filler behind frame

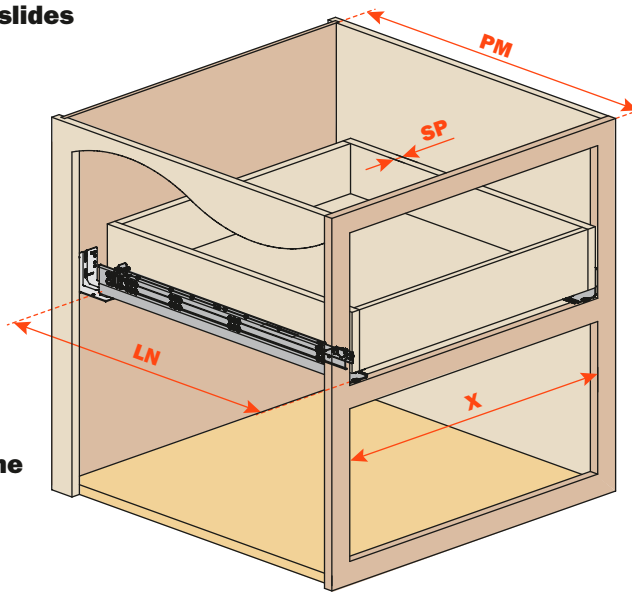


Frameless application

Use of at least 4 fixing screws to the side is highly recommended. For these runner lengths rear brackets and sockets cannot be used. Cabinet sides must be blocked. On longer lengths load capacity may vary.

## Drawer settings

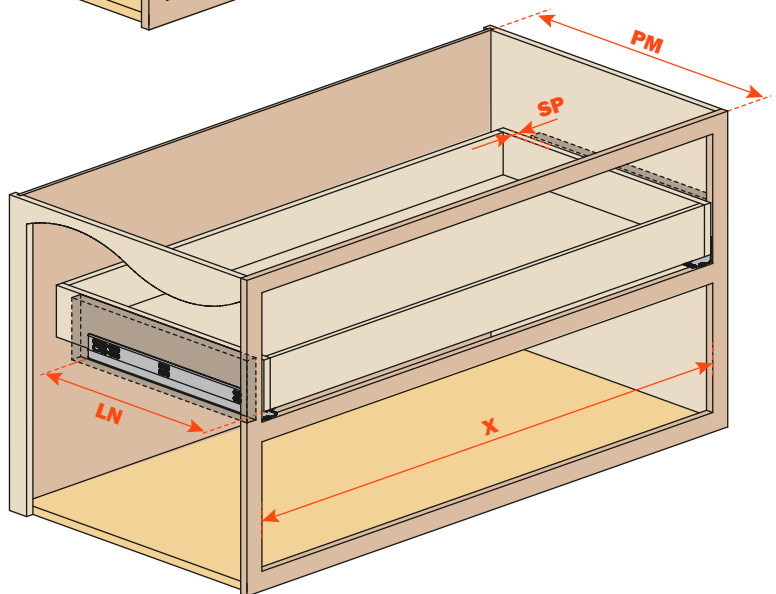
For all Progressa and Progressa+ slides



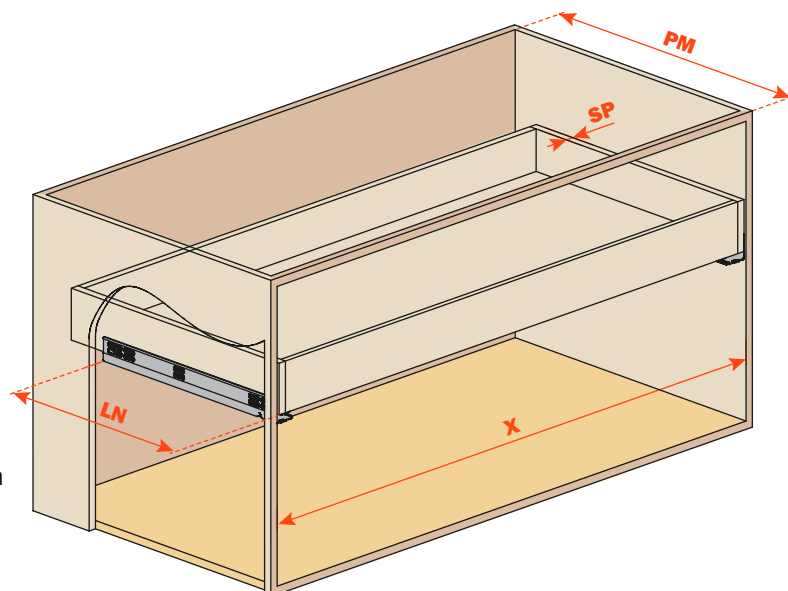
**Face frame application  
without filler behind frame**

**DRAWER SETTING  
ABBREVIATIONS:**

- SP** = Drawer thickness
- LN** = Nominal runner length
- PM** = Cabinet depth
- X** = Cabinet internal width
- LC** = Drawer length



**Face frame application  
with filler behind frame**

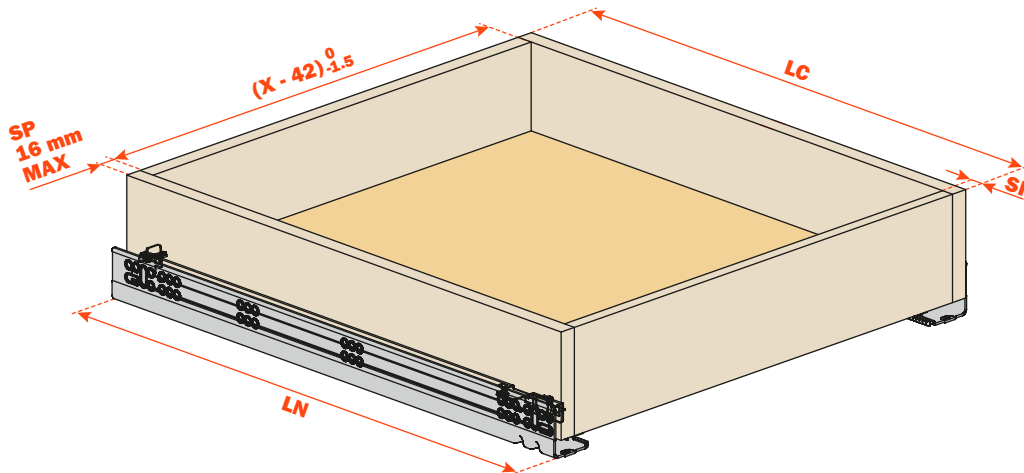


**Frameless application**

## Drawer dimensions and drilling

### For all Progressa and Progressa+ slides

Full-extension runner for 13 mm (1/2") to 16 mm (5/8") drawer material thickness

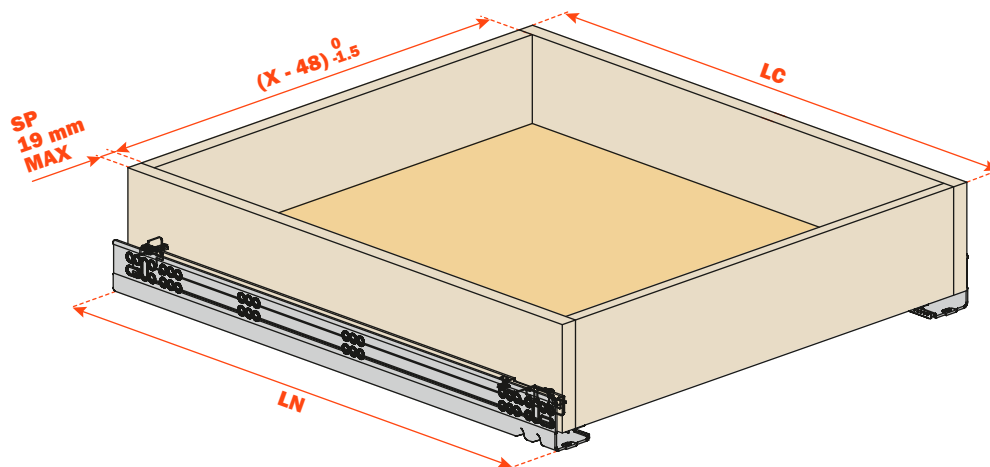


For drawer sides with sub-fronts between 12 and 13 mm (1/2"), we recommend the use of the build-up spacer **AFSFXXB**.

See page 69 for specs.

**SP** = Drawer thickness

Full-extension runner for 19 mm (3/4") drawer material thickness

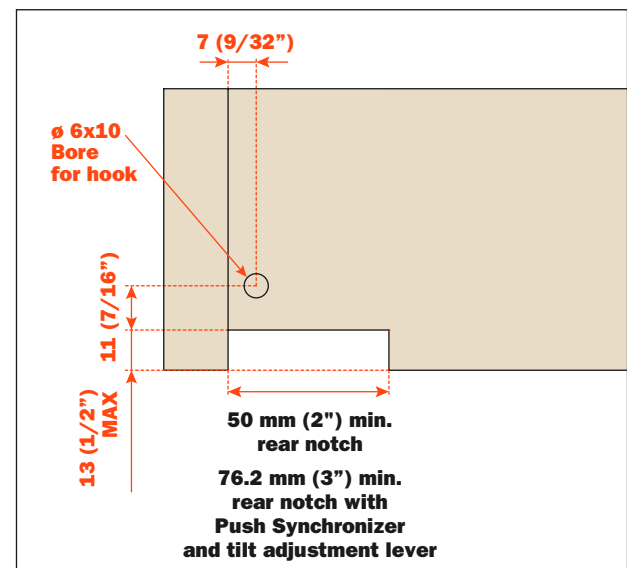


### Rear hook



Use **drilling templates** for rear hook, see pages 62 and 65.

### Drawer back preparation



**Progressa+ Push Synchronizer**, see page 58.  
**AGLRXX3F tilt adjustment lever**, see page 68.

**Part number composition - For Progressa and Progressa+ Slides**

**Example:**

**G U - - - XF**

**5 = Progressa**  
**7 = Progressa+**

DRAWER THICKNESS

**6** = for 13 mm (1/2") to 16 mm (5/8") drawer material thickness

**9** = for 16 mm (5/8") to 19 mm (3/4") drawer material thickness

ARTICLE VERSIONS

**S** = Soft close  
**P** = Push to open

DRAWER LENGTH

381, 457, 533, 610, 686, 762 mm

ARTICLE VERSIONS

**6** = 6 cp for 381, 457, and 533 runner length

**2** = 2 cp for 457, 533, 610, 686 and 762 runner length

**X** = STANDARD FACE FRAME CABINET MEMBER

- face frame application without filler behind frame
- face frame application with filler behind frame
- frameless application
- for 381, 457, and 533 runner length

**C** = SHORT CABINET MEMBER

- face frame application with filler behind frame
- frameless application
- for 457, 533, 610, 686 and 762 runner length

**Packaging**

**Progressa Smove**

**16 mm (5/8") drawer** Soft close for 13 mm (1/2") to 16 mm (5/8") material thickness

SMOVE	LENGTH	BOX	PALLET
<b>A7555/229</b>	229 mm	6 cp	240 cp
<b>A7555/305</b>	305 mm	6 cp	240 cp
<b>G5U6S381XXF6</b>	381 mm	6 cp	192 cp
<b>G5U6S457XXF6</b>	457 mm	6 cp	192 cp
<b>G5U6S533XXF6</b>	533 mm	6 cp	192 cp

**19 mm (3/4") drawer** Soft close for 19 mm (3/4") material thickness

SMOVE	LENGTH	BOX	PALLET
<b>A7955/305</b>	305 mm	6 cp	240 cp
<b>G5U9S381XXF6</b>	381 mm	6 cp	192 cp
<b>G5U9S457XXF6</b>	457 mm	6 cp	192 cp
<b>G5U9S533XXF6</b>	533 mm	6 cp	192 cp

## Progressa+ Smove

**16 mm (5/8") drawer** Soft close for 13 mm (1/2") to 16 mm (5/8") material thickness

SMOVE	LENGTH	BOX	PALLET
G7U6S381XXF6	381 mm	6 cp	192 cp
G7U6S457XXF6	457 mm	6 cp	192 cp
G7U6S457CXF6	457 mm	6 cp	192 cp
G7U6S533XXF6	533 mm	6 cp	192 cp
G7U6S533CXF6	533 mm	6 cp	192 cp
G7U6S610CXF2	610 mm	2 cp	128 cp
G7U6S686CXF2	686 mm	2 cp	128 cp
G7U6S762CXF2	762 mm	2 cp	128 cp

**19 mm (3/4") drawer** Soft close for 19 mm (3/4") material thickness

SMOVE	LENGTH	BOX	PALLET
G7U9S381XXF6	381 mm	6 cp	192 cp
G7U9S457XXF6	457 mm	6 cp	192 cp
G7U9S457CXF6	457 mm	6 cp	192 cp
G7U9S533XXF6	533 mm	6 cp	192 cp
G7U9S533CXF6	533 mm	6 cp	192 cp
G7U9S610CXF2	610 mm	2 cp	128 cp
G7U9S686CXF2	686 mm	2 cp	128 cp
G7U9S762CXF2	762 mm	2 cp	128 cp

## Progressa+ Push to open

**16 mm (5/8") drawer** Push opening system for 13 mm (1/2") to 16 mm (5/8") material thickness

PUSH	LENGTH	BOX	PALLET
G7U6P381XXF6	381 mm	6 cp	192 cp
G7U6P457XXF6	457 mm	6 cp	192 cp
G7U6P457CXF6	457 mm	6 cp	192 cp
G7U6P533XXF6	533 mm	6 cp	192 cp
G7U6P533CXF6	533 mm	6 cp	192 cp
G7U6P610CXF2	610 mm	2 cp	128 cp
G7U6P686CXF2	686 mm	2 cp	128 cp
G7U6P762CXF2	762 mm	2 cp	128 cp

**19 mm (3/4") drawer** Push opening system for 19 mm (3/4") material thickness

PUSH	LENGTH	BOX	PALLET
G7U9P381XXF6	381 mm	6 cp	192 cp
G7U9P457XXF6	457 mm	6 cp	192 cp
G7U9P457CXF6	457 mm	6 cp	192 cp
G7U9P533XXF6	533 mm	6 cp	192 cp
G7U9P533CXF6	533 mm	6 cp	192 cp
G7U9P610CXF2	610 mm	2 cp	128 cp
G7U9P686CXF2	686 mm	2 cp	128 cp
G7U9P762CXF2	762 mm	2 cp	128 cp