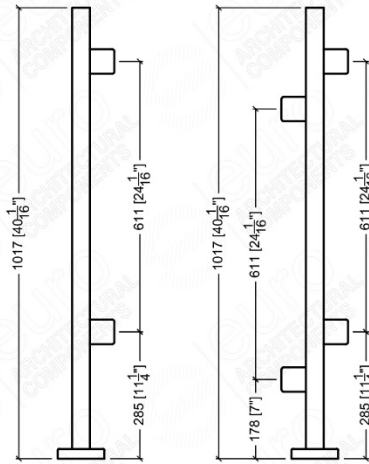


ELITE FRAMELESS POSTS

Pre-Fabricated Square Stainless Steel Posts



STAIR FOR 36"



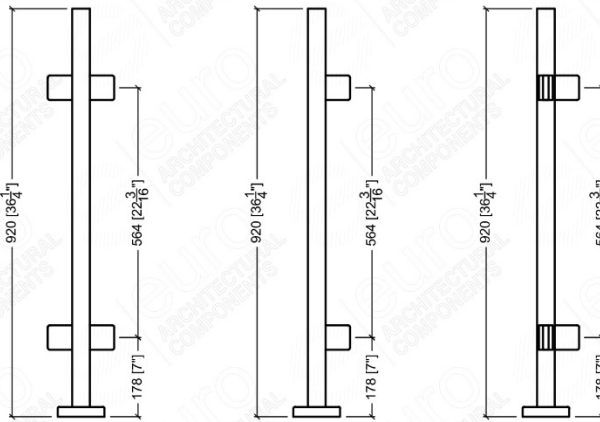
STAIR BOTTOM END

SSPEFT36SBE

STAIR LINE

SSPEFT36SL

LANDING FOR 36"



LANDING LINE

SSPEFT36LNL

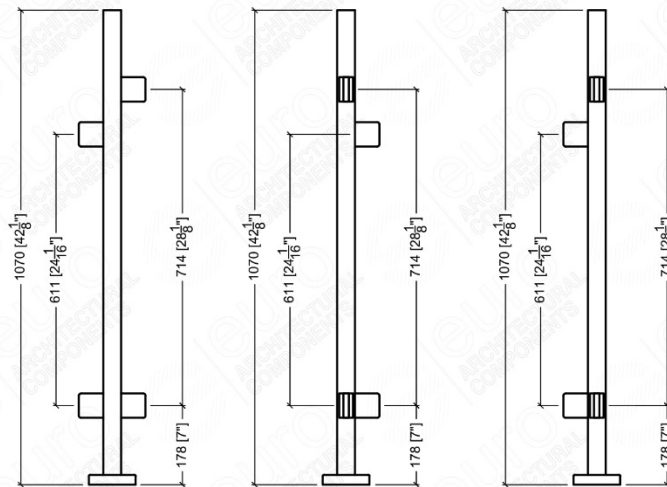
LANDING END

SSPEFT36LNE

LANDING CORNER

SSPEFT36LNC

TRANSITION FROM 36 TO 42



TRANSITION LINE 36/42

SSPEFT36T42

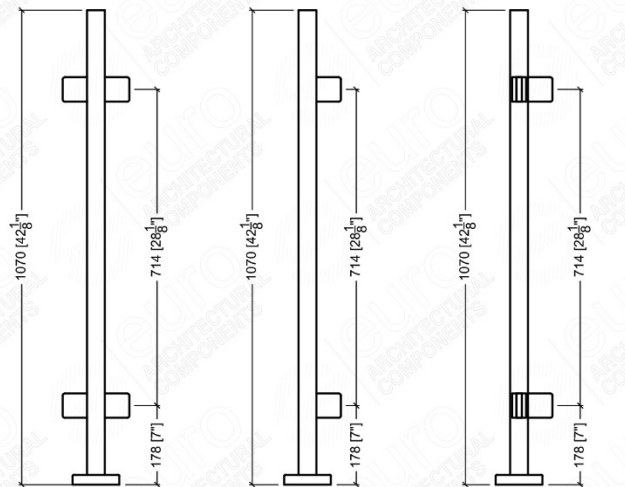
TRANSITION LEFT 36/42

SSPEFT36TL

TRANSITION RIGHT 36/42

SSPEFT36TR

LANDING FOR 42"



LANDING LINE

SSPEFT42LNL

LANDING END

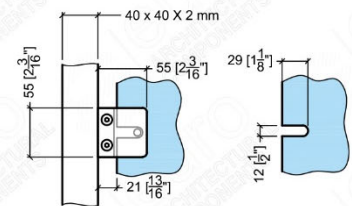
SSPEFT42LNE

LANDING CORNER

SSPEFT42LNC

GENERAL NOTES:

1. THE LOAD RESISTANCE OF THE POSTS WITH MAXIMUM 1524 MM [60"] SPAN FOR THE POSTS MEET THE LOAD REQUIREMENTS SPECIFIED IN SECTIONS 9.8.8.2 AND 4.1.5.14.1 (c) OF THE 2015 NBC AND THE 2012 OBC.
2. MINIMUM GLASS THICKNESS IS 3/8" OR 10 MM, AND MUST BE TEMPERED OR LAMINATED SAFETY GLASS INSTALLED IN ACCORDANCE WITH THE REQUIREMENTS OF CAN/CGSB-12.1-M.
3. CERTIFICATION IS FOR GUARD COMPONENTS ONLY. FASTENING THE POSTS TO THE SUPPORT STRUCTURE IS A SITE CONDITION AND THE INSTALLERS MUST ENSURE THAT THE FASTENERS ARE ADEQUATE TO RESIST THE DESIGN LOADS.
4. THE MATERIAL TO WHICH THE GLASS SUPPORTS ARE BEING FASTENED MUST ADEQUATELY RESIST THE DESIGN LOADS.



GLASS CLIPS AND CUT-OUT FOR SAFETY PINS

This drawing is the property of Euro Ornamental Forgings Inc. and may not be copied or reproduced in any way whatsoever without express written permission of said company.

127A Aviva Park Dr.,
Woodbridge, ON, CANADA
www.euroeac.com
Toll Free: 1-800-465-7143

REV: 01
SHEET: 1 OF 1