



Drawer organization divider sets.



Application

- Perfect for cutlery and utensils organization.
- Recommended minimum internal width: starting from 350mm (13 3/4") *



Advantages

- Primarily designed to adapt to metal drawers with a nominal length of 500 and 550mm (ie: OPTIMIZ-R, 908, Legrabox, Antaro or equivalent).
- No cut necessary for metallic drawers with an internal depth of 474mm or 524mm. They will also work for wooden drawers because the CONNECT component (A) can be trimmed lengthwise.
- The L and E shape components can be installed in a modular way, which allows you to personalize the storage layout according to your needs.
- As each set can be combined so there are no restrictions in terms of maximum drawer width.
- It is strongly recommended to use a protective mat under the divider sets for a perfect finish (sold separately). We have several models of mats suggested on the next page.



Description

CONNECT 2.0: the ideal solution for metal drawer harmonization.

A modern linear design with trendy dark gray color that easily harmonize with a wide range of drawer types.

The thin divider walls allows to optimize the storage space.

The Connect 2.0 system is composed of many sets of dividers that can be combined to fit within most drawer widths. These different components are attaching together with simple clips that are invisible when assembled.

(*) The recommended minimum internal width includes 75mm (3") of usable empty space. Narrower spaces can still work but more limited in function. See examples of suggested layouts on page 4 & 5.

Set A



228892910 Depth: 473mm (18 5/8")
228891910 Depth: 523mm (20 9/16")

Includes :
 1 x central divider

Set B



229945910 Depth: 473mm (18 5/8")
229943910 Depth: 523mm (20 9/16")

Includes :
 1 x central divider
 4 x L-shaped divider (short)
 5 x connectors

Set C



Example:
 Set A + Set C

229919910

Includes :
 1 x rectangular tray divider
 4 x L-shaped divider (long)
 5 x connectors
 1 x clip for mat (to hold tray in place over mat)

(*) Recommended for use in combination with sets A or B. Suitable for the 2 depths offered

Set D



Example:
 Set A + Set D


229921910

Includes :
 1 x rectangular tray divider
 2 x E-shaped dividers
 1 x L-shaped divider (long)
 4 x connectors
 1 x clip for mat (to hold tray in place over mat)

(*) Recommended for use in combination with sets A or B. Suitable for the 2 depths offered.

How to order?

- 1.** Select 1 or more rigid or flexible mats according to the number of drawers to equip (recommended). Take note of the interior dimensions since one large single mat can be trimmed to make more than one.



(A) Dark Gray Rigid Drawer Mat: # 299156910

- Rigid non-slip mat: 1500mm x 600mm (59 "x 23 5/8").
- Can be easily trimmed to your dimensions.
- Dark gray trendy color which harmonizes well with CONNECT.


(B) Thick and flexible DECO mat, available in several colors

- Soft non-slip mat: 1100mm x 600mm (43 5/16 "x 23 5/8").
 - Can be easily trimmed to your dimensions.
 - (ex: Anthracite: 6115212906, Silver Gray: 6115211100, Black: 6115217090)*
- (*) For more color options, visit our website and search for DECO MATS.

- 2.** Select 1 or more sets **A** and/or **B** according to the drawer's interior depth (either 474mm for a 500 NL drawer) or (524mm for a 550 NL drawer). Next, consider the interior width of your drawer.



- 3.** Depending on the interior width of your drawer(s), sets **C** or **D** can be combined with sets **A** or **B**. It is not recommended to use sets **C** or **D** alone since they do not include a central piece **A** (see suggested configurations on page 4 & 5).



4. Assembly of components:

Place the red clips under the dividers to keep them in place



Quick configuration guide based on the base cabinet width

All proposed configurations work for drawers having a Nominal length of 500 or 550 mm

Configuration work for all type of drawers but optimal for / Les configurations fonctionnent idéalement pour	Ideal for both Legrabox - 808 Antaro - 908
---	--


Cabinet width / Largeur d'armoire	Configurations			
450mm	1xA			
500mm	1xA			
550mm	1xA			
600mm	1xA			
650mm	1xA	1xB		
700mm	1xB			
750mm	2xA			
800mm	2xA			
850mm	2xA	1xA+1XD		
900mm	2xA	1xA+1XD	1xA+1xC	
950mm	2xA	1xA+1XB	1xA+1xC	
1000mm	2xA	1xA+1XB	3xA	
1100mm	1xA+1XD	1xA+1XB	3xA	
1200mm	2xA + 1xB	2xA+1xC	2xA+1XD	3xA
18"	1xA			
21"	1xA			
24"	1xA			
27"	1xB			
30"	2xA			
33"	2xA	1xA+1XD		
36"	2xA	1xA+1XD	1xA+1xC	
39"	2xA	1xA+1XB	1xA+1xC	
42"	1xA+1XD	1xA+1XB	3xA	

All proposed configurations take into account 1 or more free spaces of 75mm (3") or more


Examples of possible configurations based on cabinet widths

Suggestion:


We recommend that the empty "usable" space(s) be 75mm (3 ") wide or more to maximize the use of that space. Be creative!




18" (450 ou 500mm)




21", 24" (550, 600mm)




27" (700mm)



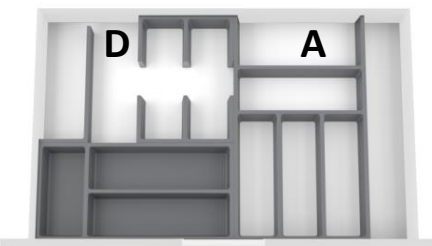
30" (750mm)




33" (800, 850mm)



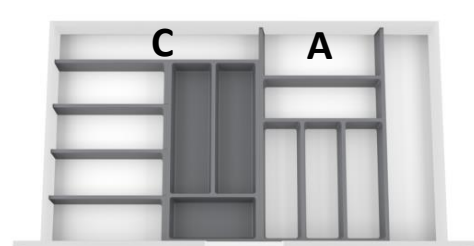
36" (900, 950mm)




36" (900, 950mm)



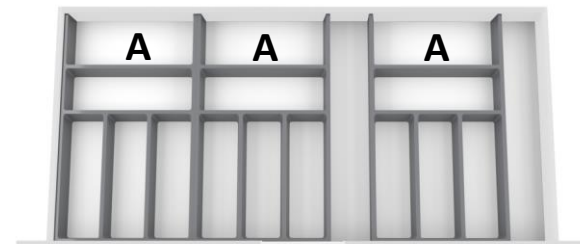
39" (1000mm)



39" (1000mm)



42" (1100mm)



42" (1200 mm)