




# LED LIGHTING STARTER GUIDE

For cabinet applications:  
Under | Interior | Drawer




**Richelieu**

# DRAWER CABINET LIGHTING

## BASKI LED

Control: Built-in Sensor



### POWER SUPPLY INSTALLATION: HARDWIRE

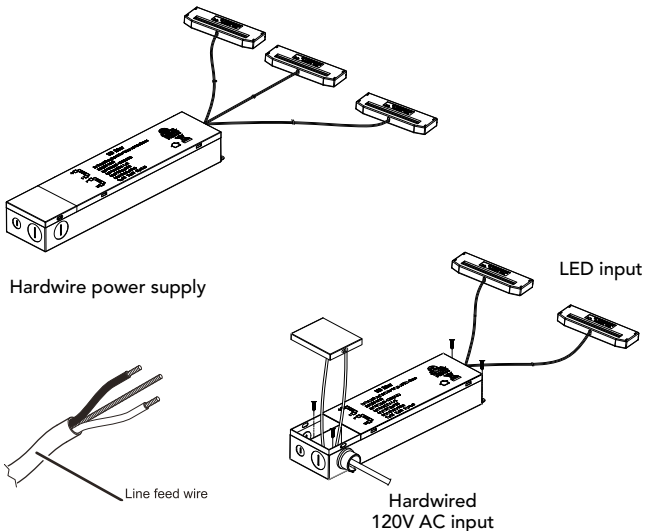
- Baski is an LED designed for application in kitchen base units.
- The profile integrates one sensor to switch it on and off automatically when the door is opened and closed.
- It is installed on the side of the frame with thicknesses of 5/8", 23/32", 3/4" (16mm, 18mm, 19mm).
- Available in two finishes: aluminum and black.
- Available in fixed lengths: 18" (457 mm), 24" (609 mm), 30" (762 mm), 36" (914 mm), 48" (1219 mm).
- Includes a pre-wired 78" power cable.
- Extension cables are available in 20", 40" and 78".
- Recommended to only go a distance of 24-ft from the light to the power supply.

#### LED



Baski LED

#### POWER SUPPLY



### STARTER KIT

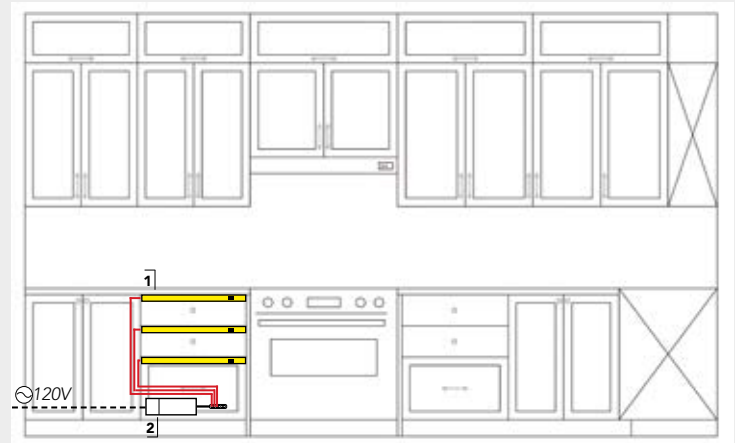
Order the quantities below for each part number to complete 1 kit shown in the installation layout.



Qty.	No.	Description
3	10876212230010	Baski LED, surface mount with built-in sensor, 3000 K, warm white, 30" (762 mm) length, aluminum finish, 6.2W, 24V
1	NDH24096030	Non-dimmable hardwire power supply, 96W, 24V

### INSTALLATION LAYOUT

Product installation must be done in accordance with local electrical codes, please confirm with an electrician or inspection office.



30" wide base cabinets


1. Baski LED, 10876212230010.
2. Non-dimmable hardwire power supply, NDH24096030.

----- 120V wire supplied by others

# DRAWER CABINET LIGHTING

## BASKI LED

Control: Built-in Sensor



### POWER SUPPLY INSTALLATION: HARDWIRE

- Baski is an LED designed for application in kitchen base units.
- The profile integrates one sensor to switch it on and off automatically when the door is opened and closed.
- It is installed on the side of the frame with thicknesses of 5/8", 23/32", 3/4" (16mm, 18mm, 19mm).
- Available in two finishes: aluminum and black.
- Available in fixed lengths: 18" (457 mm), 24" (609 mm), 30" (762 mm), 36" (914 mm), 48" (1219 mm).
- Includes a pre-wired 78" power cable.
- Extension cables are available in 20", 40" and 78".
- Recommended to only go a distance of 24-ft from the light to the power supply.

### STARTER KIT

Order the quantities below for each part number to complete 1 kit shown in the installation layout.



Qty.	No.	Description
3	10876212230900	Baski LED, surface mount with built-in sensor, 3000 K, warm white, 30" (762 mm) length, black finish, 6.2W, 24V
1	NDH24096030	Non-dimmable hardwire power supply, 96W, 24V

### INSTALLATION LAYOUT

Product installation must be done in accordance with local electrical codes, please confirm with an electrician or inspection office.



30" wide base cabinets

1. Baski LED, 10876212230900.
2. Non-dimmable hardwire power supply, NDH24096030.

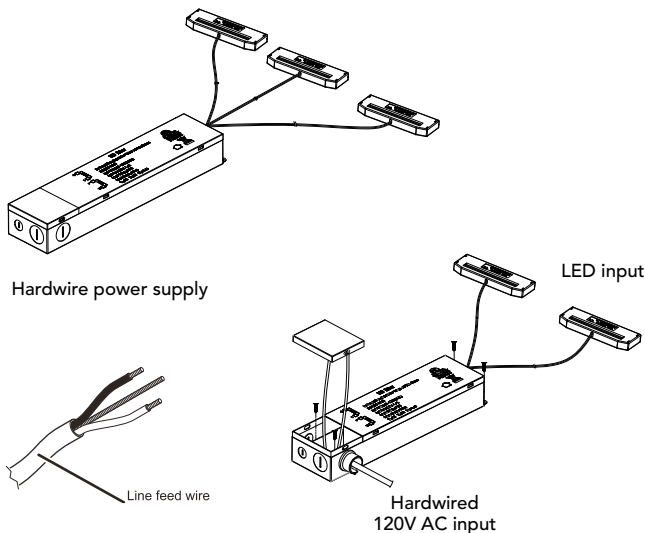
----- 120V wire supplied by others

### LED

Baski LED




### POWER SUPPLY



# DRAWER CABINET LIGHTING

## BASKI LED

Control: Built-in Sensor



### POWER SUPPLY INSTALLATION: HARDWIRE

- Baski is an LED designed for application in kitchen base units.
- The profile integrates one sensor to switch it on and off automatically when the door is opened and closed.
- It is installed on the side of the frame with thicknesses of 5/8", 23/32", 3/4" (16mm, 18mm, 19mm).
- Available in two finishes: aluminum and black.
- Available in fixed lengths: 18" (457 mm), 24" (609 mm), 30" (762 mm), 36" (914 mm), 48" (1219 mm).
- Includes a pre-wired 78" power cable.
- Extension cables are available in 20", 40" and 78".
- Recommended to only go a distance of 24-ft from the light to the power supply.

### STARTER KIT

Order the quantities below for each part number to complete 1 kit shown in the installation layout.



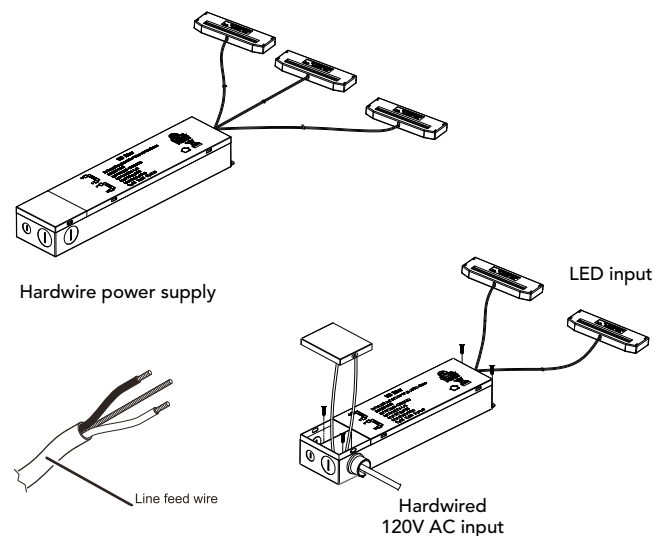
Qty.	No.	Description
3	10876212430010	Baski LED, surface mount with built-in sensor, 4000 K, warm white, 30" (762 mm) length, aluminum finish, 6.2W, 24V
1	NDH24096030	Non-dimmable hardwire power supply, 96W, 24V

### LED



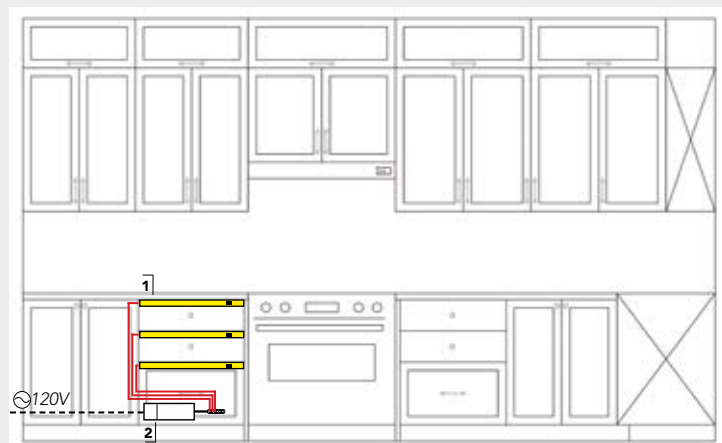
Baski LED

### POWER SUPPLY



### INSTALLATION LAYOUT

Product installation must be done in accordance with local electrical codes, please confirm with an electrician or inspection office.



30" wide base cabinets


1. Baski LED, 10876212430010.
2. Non-dimmable hardwire power supply, NDH24096030.

----- 120V wire supplied by others

# DRAWER CABINET LIGHTING

## BASKI LED

Control: Built-in Sensor



### POWER SUPPLY INSTALLATION: HARDWIRE

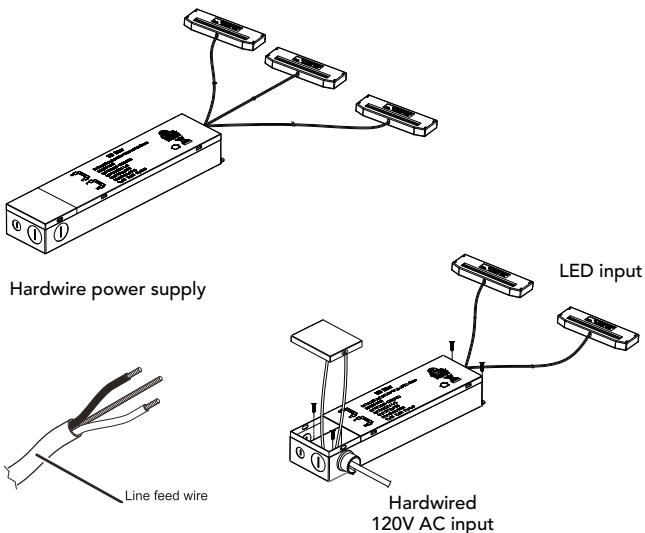
- Baski is an LED designed for application in kitchen base units.
- The profile integrates one sensor to switch it on and off automatically when the door is opened and closed.
- It is installed on the side of the frame with thicknesses of 5/8", 23/32", 3/4" (16mm, 18mm, 19mm).
- Available in two finishes: aluminum and black.
- Available in fixed lengths: 18" (457 mm), 24" (609 mm), 30" (762 mm), 36" (914 mm), 48" (1219 mm).
- Includes a pre-wired 78" power cable.
- Extension cables are available in 20", 40" and 78".
- Recommended to only go a distance of 24-ft from the light to the power supply.

### LED

Baski LED



### POWER SUPPLY



### STARTER KIT

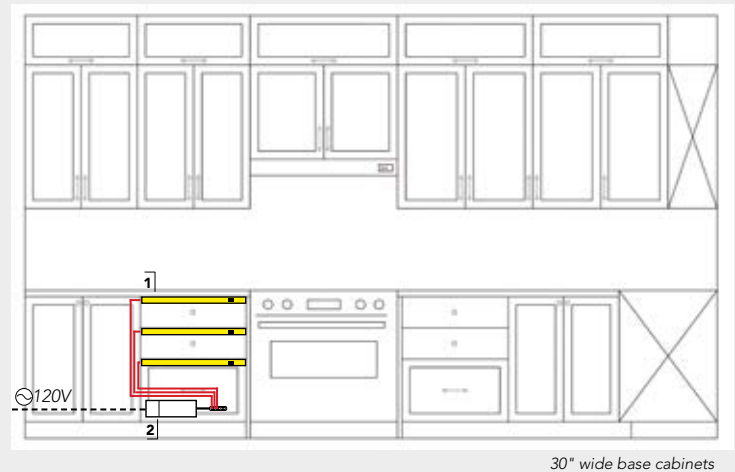
Order the quantities below for each part number to complete 1 kit shown in the installation layout.



Qty.	No.	Description
3	10876212430900	Baski LED, surface mount with built-in sensor, 4000 K, warm white, 30" (762 mm) length, black finish, 6.2W, 24V
1	NDH24096030	Non-dimmable hardwire power supply, 96W, 24V

### INSTALLATION LAYOUT

Product installation must be done in accordance with local electrical codes, please confirm with an electrician or inspection office.



30" wide base cabinets

1. Baski LED, 10876212430900.
2. Non-dimmable hardwire power supply, NDH24096030.

----- 120V wire supplied by others