




LED LIGHTING STARTER GUIDE

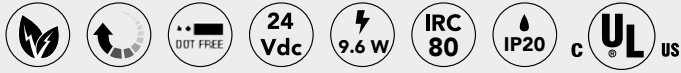
For cabinet applications:
Under | Interior | Drawer



CORNER CABINET LIGHTING

APEX RECESSED PROFILE

Control: X-Driver IR WI-XD Wireless Sensor



POWER SUPPLY INSTALLATION: PLUG-IN

- Apex profile, available in two lengths: 78 3/4" (2 m) and 118 1/8" (3 m), can be cut easily with a miter saw.
- Apex profile dimensions: 3/8" (9 mm) W x 7/16" (10.5 mm) H.
- FlexyLED HE6 PW is a LED strip with 280 LED/meter on a circuit 1/4" (6 mm) wide; 9.6 watts/meter.
- FlexyLED HE6 PW available in fixed lengths (trimmable): 19 11/16" (500 mm), 39 3/8" (1000 mm), 59 1/16" (1500 mm), 78 3/4" (2000 mm), 98 7/16" (3000 mm).
- 78" power cable is pre-wired to the FlexyLED HE6 PW.
- Kits recommended for a 34 1/2" height base cabinet.
- IR WI-XD is a self-powered wireless proximity sensor (with lithium battery CR2450).
- Recommended to only go a distance of 24-ft from the light to the power supply.
- Run low voltage wiring between the LED and power supply (supplied by others). Terminal connectors are included.

STARTER KIT

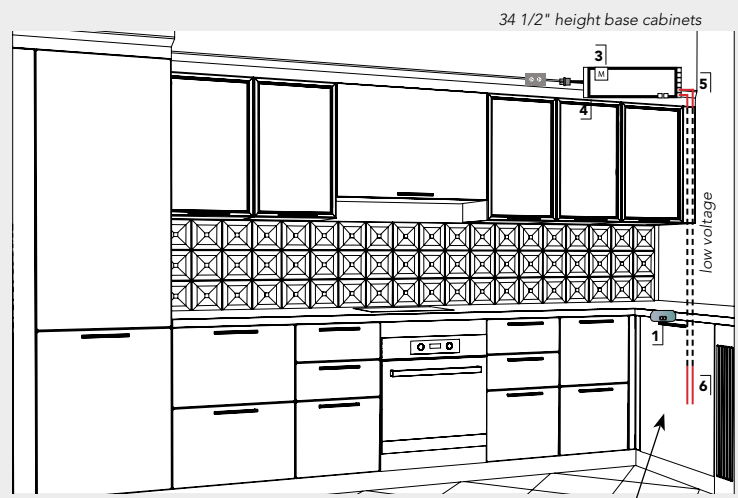
Order the quantities below for each part number to complete 1 kit shown in the installation layout.



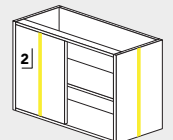
Qty.	No.	Description
2	16612239	FlexyLED HE6 PW, 3100 K neutral white, 39 3/8" length (1000 mm), 9.6W, 24V
1	3055379	Apex recessed profile, 78 3/4" length, polycarbonate
2	3055304	Apex end caps, polycarbonate, 2-pack
1	1650703010	IR WI-XD on/off wireless sensor for X-Driver, Aluminum finish
1	1650301	CM2-XD RF control module
1	XDRIVER2430	X-Driver power supply, 30W, 24V
1	24064562	Extension male connection to terminal, 6" (150 mm), white connector, 2-pack, 24V
1	24066562	Extension female connection to terminal, 6" (150 mm), white connector, 2-pack, 24V

INSTALLATION LAYOUT

Product installation must be done in accordance with local electrical codes, please confirm with an electrician or inspection office.



1. IR Sensor, 1650703010.
2. Apex profile, 3055379 and FlexyLED HE6 PW, 16612239.
3. Control module (CM2-XD), 1650301.
4. X-Driver power supply, XDRIVER2430.
5. Extension male connector, 24064562.
6. Extension female connector, 24066562.



----- low voltage wire supplied by others

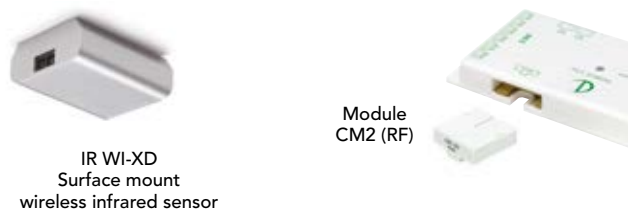
LED



POWER SUPPLY



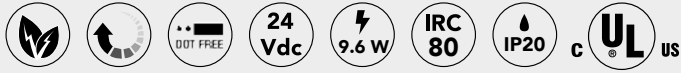
CONTROL



CORNER CABINET LIGHTING

APEX RECESSED PROFILE

Control: X-Driver IR WI-XD Wireless Sensor



POWER SUPPLY INSTALLATION: PLUG-IN

- Apex profile, available in two lengths: 78 3/4" (2 m) and 118 1/8" (3 m), can be cut easily with a miter saw.
- Apex profile dimensions: 3/8" (9 mm) W x 7/16" (10.5 mm) H.
- FlexyLED HE6 PW is a LED strip with 280 LED/meter on a circuit 1/4" (6 mm) wide; 9.6 watts/meter.
- FlexyLED HE6 PW available in fixed lengths (trimmable): 19 11/16" (500 mm), 39 3/8" (1000 mm), 59 1/16" (1500 mm), 78 3/4" (2000 mm), 98 7/16" (3000 mm).
- 78" power cable is pre-wired to the FlexyLED HE6 PW.
- Kits recommended for a 34 1/2" height base cabinet.
- IR WI-XD is a self-powered wireless proximity sensor (with lithium battery CR2450).
- Recommended to only go a distance of 24-ft from the light to the power supply.
- Run low voltage wiring between the LED and power supply (supplied by others). Terminal connectors are included.

STARTER KIT

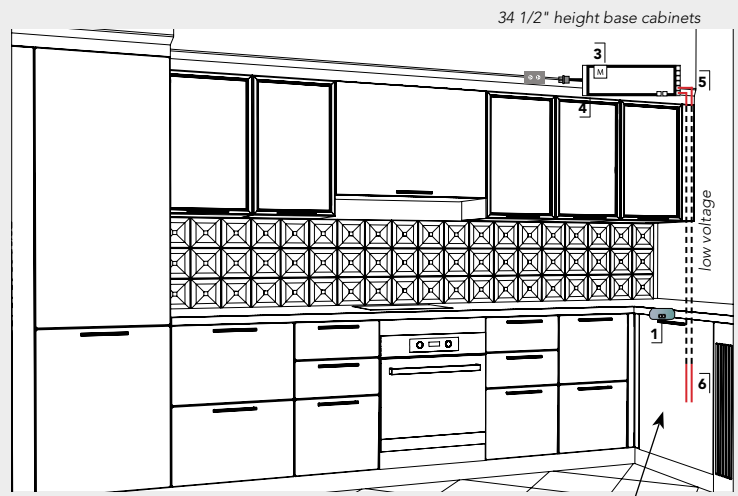
Order the quantities below for each part number to complete 1 kit shown in the installation layout.



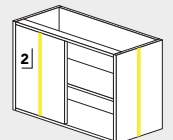
Qty.	No.	Description
2	16612439	FlexyLED HE6 PW, 4200 K neutral white, 39 3/8" length (1000 mm), 9.6W, 24V
1	3055379	Apex recessed profile, 78 3/4" length, polycarbonate
2	3055304	Apex end caps, polycarbonate, 2-pack
1	1650703010	IR WI-XD on/off wireless sensor for X-Driver, Aluminum finish
1	1650301	CM2-XD RF control module
1	XDRIVER2430	X-Driver power supply, 30W, 24V
1	24064562	Extension male connection to terminal, 6" (150 mm), white connector, 2-pack, 24V
1	24066562	Extension female connection to terminal, 6" (150 mm), white connector, 2-pack, 24V

INSTALLATION LAYOUT

Product installation must be done in accordance with local electrical codes, please confirm with an electrician or inspection office.



1. IR Sensor, 1650703010.
2. Apex profile, 3055379 and FlexyLED HE6 PW, 16612439.
3. Control module (CM2-XD), 1650301.
4. X-Driver power supply, XDRIVER2430.
5. Extension male connector, 24064562.
6. Extension female connector, 24066562.



----- low voltage wire supplied by others

LED



Apex profile

FlexyLED HE6 PW

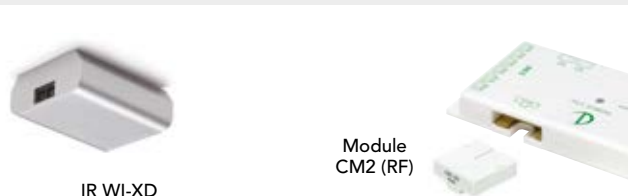
POWER SUPPLY



X-Driver power cable

X-Driver power supply

CONTROL



IR WI-XD Surface mount wireless infrared sensor

Module CM2 (RF)