

CAPTURA

ELECTRONIC LOCK WITH CARD

SMART AND
SECURE
STORAGE

Compact and concealed installation

Captura is the ideal electronic lock solution for lockers, office or residential furniture, hotel and institutional furnishings, as well as for the healthcare and laboratory sectors. Regardless of cabinet type, Captura is easy to install thanks to its symmetrical design and locking pins which automatically compensate for installation tolerances.

The universal installation card permits operation of the lock until the moment that the client takes possession of the lock.

ADVANTAGES AND BENEFITS

- RFID lock with integrated antenna
- Compact and concealed installation
- 13.56 MHz MIFARE® Classic, MIFARE® DESFire® EV1/EV2
- Up to 250 transponders can be programmed per lock
- Automatic locking configurable
- Change of operating mode (assigned use or shared use)
- Configuration via transponder cards
- Battery type: 1x CR123A
- Material thickness:
Metal: from 0.5 mm to 2.5 mm
HPL: from 10 mm to 15 mm
Wood: from 16 mm to 25 mm
- Optional: optical indicator by light point
- Optional: ejector pin on the lock pushes the door open automatically
- Locking pin: 3 mm adjustable in each direction



RFID PROGRAMMING CARD SET (REQUIRED)

RFID PROGRAMMING CARD SET NO. 5125039




No.

5125039

INCLUDED PRODUCTS

- Installation card
- Master card
- Identical clone of the master card
- Service key
- Mode card
- Sound card
- Reset card
- Autolocking card

MASTER CARD



To prepare the lock for use, a master card must be programmed for both operating modes.

- The master card is required for starting and terminating programming operations. This also includes the programming of user cards in "Assigned use" mode.
- The master card also enables the so-called Facility Manager function and the emergency opening of the lock.
- A maximum of one master card can be programmed per lock.
- You can use one master card for several locks.

INSTALLATION CARD



The installation card is a universal card used to open and close the lock until the point of handover to the client.

- Installation cards will work with any lock which has not been assigned to a Master Card without any programming required.
- After a master card has been programmed for the first time, use of the installation card to operate the lock is disabled.

SERVICE CARD



In addition to the master card, you receive a card with an individual service key. The printed service key allows you to reorder your master card.

- It is not possible to reorder a master card without a service key.
- This card has no electronic function.

RFID PROGRAMMING CARD SET (REQUIRED)

P1: MODE (CHANGE OF MODE)



The lock has two modes: "assigned use" and "shared use".

- When the lock is open, you have the option of changing the mode.

P2: SOUND (ACTIVATING OR DEACTIVATING ACOUSTIC SIGNALS)



Acoustic signaling is activated when the system is delivered.

- You have the option of deactivating the acoustic signals with the aid of the master card and the programming card No. 2 (P2: Sound).

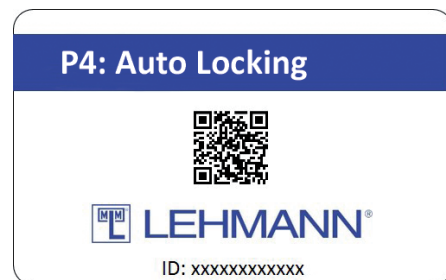
P3: RESET (RESETTING TO FACTORY SETTINGS)



If a reset to factory settings is required, all master and user cards are deleted.

- With an installation card the basic functions (close and open) can be carried out.
- The bolt is retracted, and the lock must be reprogrammed with a master card.

P4: AUTO LOCKING



The universal programming card "P4: Auto Locking" can only be used in the operating mode "assigned use".

- It is activated in conjunction with the master card.
- After opening the lock with a programmed transponder in "assigned use" mode, the lock closes automatically after 5 seconds after activation of this function.

USER CARD (REQUIRED)

USER CARD NO. 5125030



No.
5125030

User cards are used to open and close the lock.

- In "Assigned use" mode, up to 250 user cards can be programmed on one lock.
- In "Shared use" mode, one user card can be used temporarily on one lock.

- It is possible to program one user card on several locks in "Assigned use" mode, and at the same time on one lock in "Shared use" mode.
- After programming, the user cards can open and close the lock.

ATTENTION: Third-party transponders must be checked in advance for compatibility and range.



ACCESSORIES (OPTIONAL)

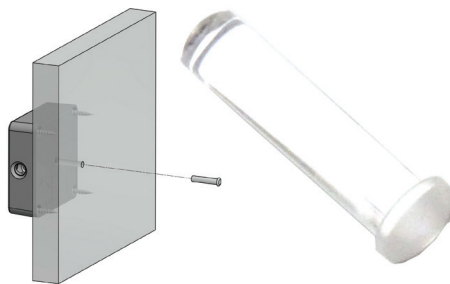
FRONT COVER FOR MOUNTING ON METAL



No.
4483090

For metal thickness from 0.5 mm to 2.5 mm

OPTICAL PIN FOR 16 to 21 mm WOOD



No.
433314

Optical indicator by lightpoint. To be used with wood furniture.

EJECTOR PIN



No.
46610195

Ejector pin on the lock pushes the door open automatically.

