



Ceiling application

Wall application

Aluminum profile system to build a wall closet concept.



Advantages

- Aluminum profile system to fix to the wall or to the ceiling on which you install brackets for wood or glass shelves, closet rod, pull-down closet lift and/or a drawer cabinet.
- Available in matte black or alu grey finishes.
- This system can be used in many rooms in the house: closet, living room, entrance hall, etc.
- The profiles are sold in length of 2.67 meters (8.8 feet) for the wall version and 3 meters (9.8 feet) for the ceiling version. They can be cut to size according to your needs.
- At least 2 profiles are required to build a base unit section.
- Each profile is delivered with leveler and fixing brackets for the wall or the ceiling.
- Different supports are available for any configuration you wish to have:
 - Closet rod
 - Wood and/or glass shelves
 - Complete drawer cabinet
 - Pull-down closet lift
 - Angular shoe shelf

LOGO III: Storage has never been so simple

This system is built around the concept of profiles on which you can hang shelves, drawers, closet rods, well everything for your storage needs around the house.

Important information

- Maximum weight capacity of 25 kg (55 lbs) per pair of shelf supports.
- Maximum weight capacity of 100 kg (220 lbs) between 2 profiles

Products list

Alu grey	Matte black	Description	Dimensions	Packaging
8725030010	8725030900	LOGO III profile ceiling 3000 mm	3 meters (9.8 ft.)	Unit
8725326010	88725326900	LOGO III profile wall 2670 mm	2,67 meters (8.8 ft.)	Unit
725450010	7254500900	LOGO III wood shelf/ cabinet base bracket	40 x 50 x 152mm	Pair
715840180	725840900	LOGO III top bracket for cabinet	42 x 68 x 55mm	Pair
715450010	7154500900	LOGO III pivoting shoe shelf bracket	40 x 50 x 152mm	Pair
64219210	642192900	LOGO III glass shelf bracket	40 x 50 x 152mm	Pair
715915180	715915900	LOGO III bracket oval rod	46 x 48 x 48 mm	Pair
716800180	716800900	LOGO III adapter for closet lift	140 x 260 x 145mm	Pair
D030201210	n/a	Ribbed oval closet rod 12'	15mm x 30mm x 3,66 meters	Length
1108315174	1108315900	Smooth oval closet rod 8'	15mm x 30mm x 2,4 meters	Length

Technical Information

Wall fixing profile set includes :

- Aluminum profile 2670 mm height (1 pc)
- Aluminum cross profile with 90° angle cut
- Wall mounting bracket (1 pc)
- Leveler (0/+15 mm in adjustment) (1 pc)

Ceiling fixing profile set includes:

- Aluminum profile 3000 mm height (1 pc)
- Ceiling mounting bracket (1 pc)
- Leveler (0/+15 mm in adjustment) (1 pc)


	Max. profile height	Clearance between wall & profile	Min.-Max shelf depth	Max. width between 2 profiles
Wall version	2685mm (105 11/16")	275mm (10 13/16")	200mm / 500mm (7 7/8" / 19 11/16")	1200mm (47 1/4")
Ceiling version	3015mm (122 1/4")	275mm (10 13/16")	200mm / 500mm (7 7/8" / 19 11/16")	1200mm (47 1/4")

Possible Configurations:

NOTE : Shelves and cabinets are not included. They have to be made by the end user.

Wood shelf mounting

Depth of shelf	Width of shelf	Thickness	Max. width between 2 profiles
min. 200mm (7 7/8") max. 500mm (19 11/16")	min. 100mm (4") max. 1000mm (39 3/8")	from 13 to 30mm (1/2" to 1 3/16")	1200mm (47 1/4")



2 X 88725326900
2 X 8725326010




OR 2 X 8725030900
OR 2 X 8725030010



+ 1 X 7254500900
+ 1 X 725450010

Glass shelf mounting

Depth of shelf	Width of shelf	Thickness	Max. width between 2 profiles
min. 200mm (7 7/8") max. 500mm (19 11/16")	min. 100mm (4") max. 1000mm (39 3/8")	from 6 to 10mm (1/4" to 3/8")	1200mm (47 1/4")



2 X 88725326900
2 X 8725326010



OR 2 X 8725030900
OR 2 X 8725030010



+ 1 X 642192900
+ 1 X 64219210

Closet rod mounting

Max. width of 1200mm (47 1/4") recommended between 2 profiles



2 X 88725326900
2 X 8725326010



OR 2 X 8725030900
OR 2 X 8725030010



+ 1 X 715915900
+ 1 X 715915180



+ 1 X 1108315900
+ 1 X D030201210 or
1 X 1108315174

Drawer cabinet mounting


Suggested height	Depth	Max. width between 2 profiles
max. 600mm (23 5/8")	min. 200mm (7 7/8") max. 500mm (19 11/16")	1200mm (47 1/4")



2 X 88725326900
2 X 8725326010



OR 2 X 8725030900
OR 2 X 8725030010



+ 1 X 7254500900
+ 1 X 725450010




+ 1 X 725840900
+ 1 X 715840180

Pull-out wardrobe lift mounting

Codes for closet lifts :

Suggested height	Depth	Max. width between 2 profiles
max. 600mm (23 5/8")	min. 230mm (9") max. 500mm (19 11/16")	1200mm (47 1/4")

280508140	451 – 600mm
6008390	600 – 830mm
280509140	629 – 1019mm
8311590	830 – 1150mm
280510140	770 – 1200mm



2 X 88725326900
2 X 8725326010

OR 2 X 8725030900
OR 2 X 8725030010

+
+

1 X 716800900
1 X 716800180

+ 1 X See codes above
+ 1 X See codes above

Shoe shelf mounting (Shelf and front rail not included)

Depth of shelf	Width of shelf	Thickness	Max. width between 2 profiles
min. 200mm (7 7/8") max. 500mm (19 11/16")	min. 100mm (4") max. 800mm (31 1/2")	from 13 to 30mm (1/2" to 1 3/16")	1200mm (47 1/4")



2 X 88725326900
2 X 8725326010

OR 2 X 8725030900
OR 2 X 8725030010

+ 1 X 7154500900
+ 1 X 715450010