Tiroir OPTIMIZ-R (Hauteur 249mm)

Composantes

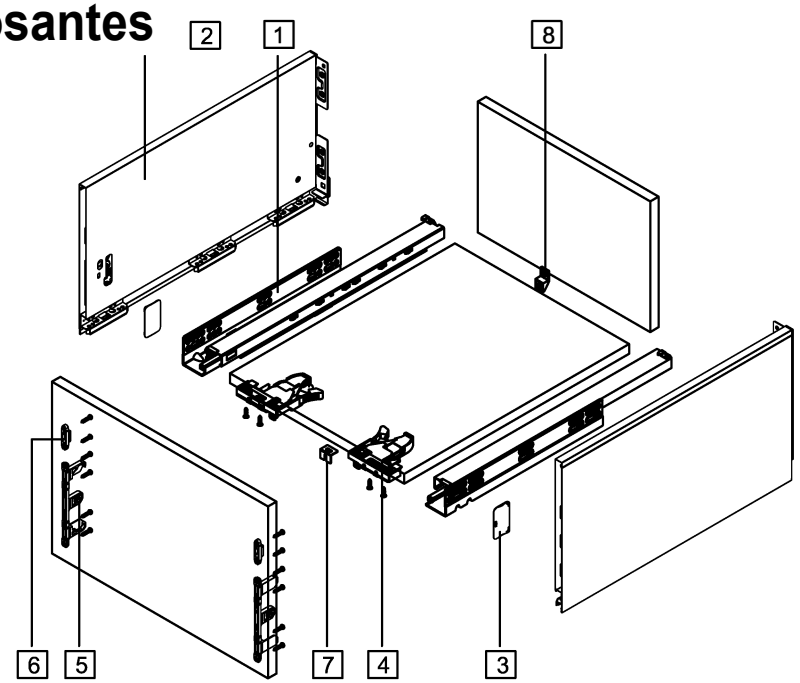

1. Coulisse 828	
2. Côtés de tiroir H249	
3. Caches	
4. Dispositifs de verrouillage 4W	
5. Attaches façade H185	
6. Attaches façade H249	
7. Fixation pour le fond - Façade*	
8. Fixation pour le fond - Dos*	
(* En option pour tiroir large)	

Longueur nominale (NL)	Profondeur interne du tiroir	Profondeur min. interne de l'armoire
350mm	324mm	355mm
400mm	374mm	405mm
450mm	424mm	455mm
500mm	474mm	505mm
550mm	524mm	555mm
600mm	574mm	605mm
650mm	624mm	655mm

Dimensions pour l'installation (mm)

NL: Longueur nominale LT = Pronfondeur intérieur de l'armoire LW=Largeur intérieur de l'armoire

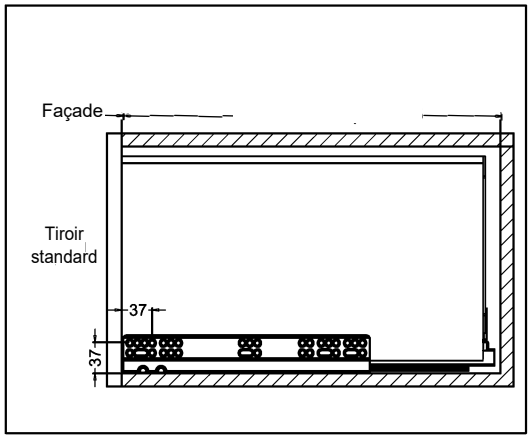

Hauteur H249

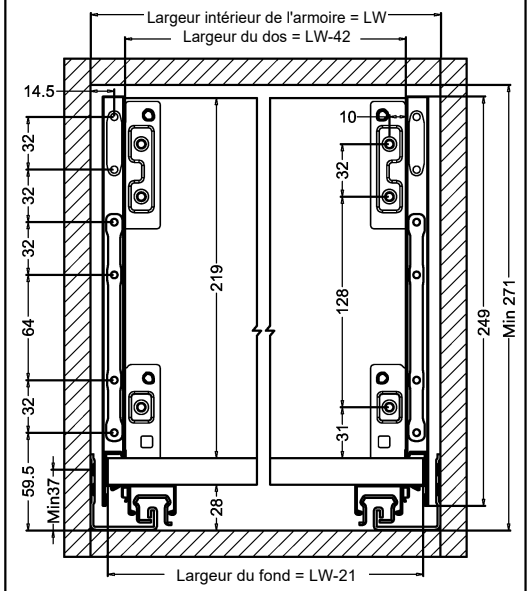

Perçage de la façade de la bordure : 14.5mm+Recouvrement

Perçage de la façade (mm)

Hauteur 249

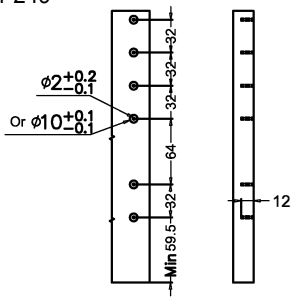

Ø2 x 12	Ø10 x 12
Vis à bois	Goujons ou goujons expando
Ø4 x 17	Ø10 Goujons ou goujons expando

Montage de la coulisse (mm)

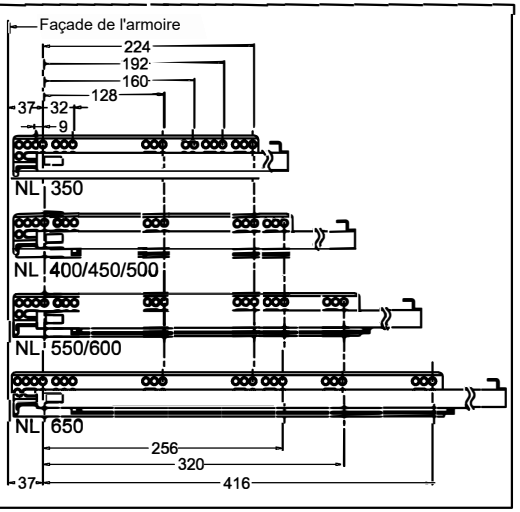

Dimensions du fos et du fond - pour matériel 16mm

Dos
(Préperçage non nécessaire)

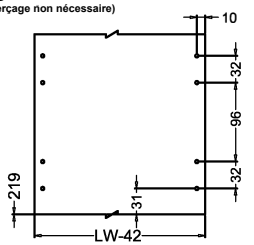

Fond du tiroir
(Préperçage non nécessaire)

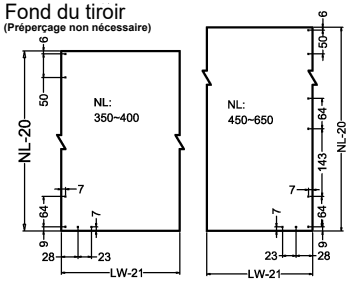

LW Largeur intérieur de l'armoire

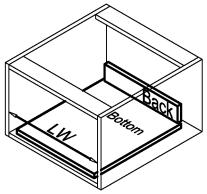

Tiroir OPTIMIZ-R (Hauteur 249mm)

Assemblage

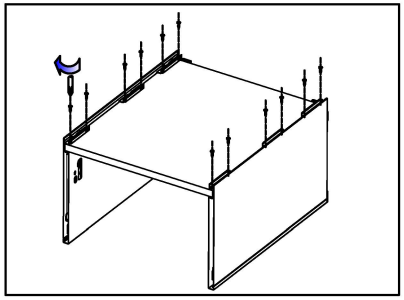

Assemblage du fond

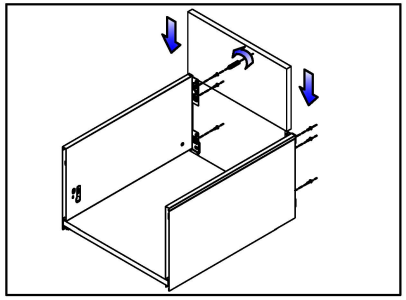

Assemblage du dos

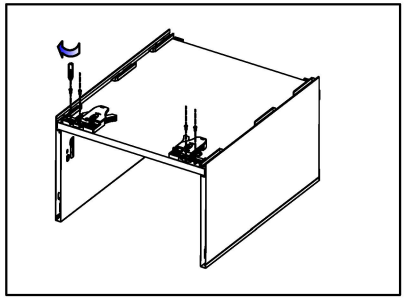

Assemblage des dispositifs de verrouillage

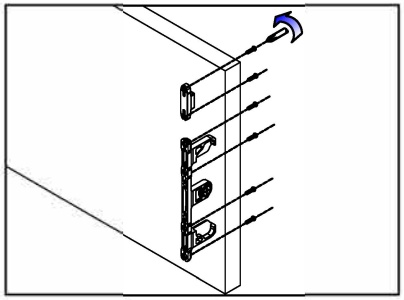

Assemblage des attaches façade

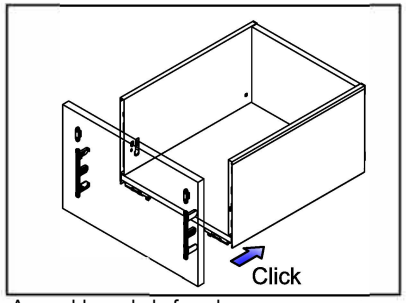

Assemblage de la façade

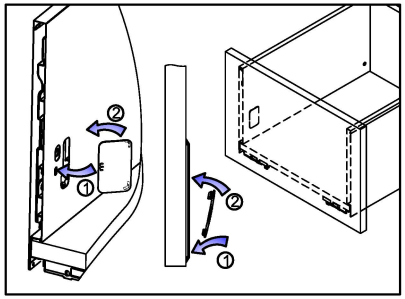

Assemblage des caches

Ajustements

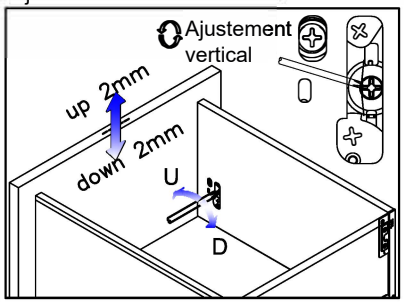

Ajustement vertical (Haut/Bas)

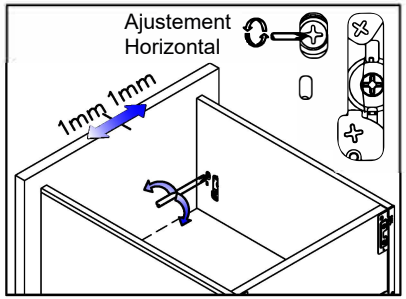

Ajustement horizontal (Gauche/Droit)

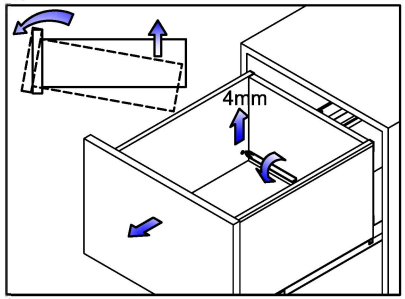

Ajustement d'inclinaison

Désassemblage

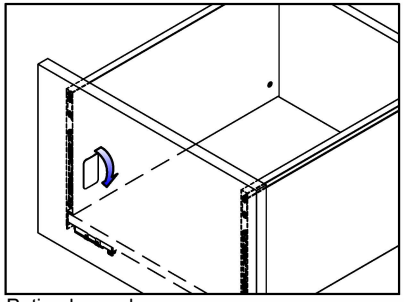

Retirer les caches

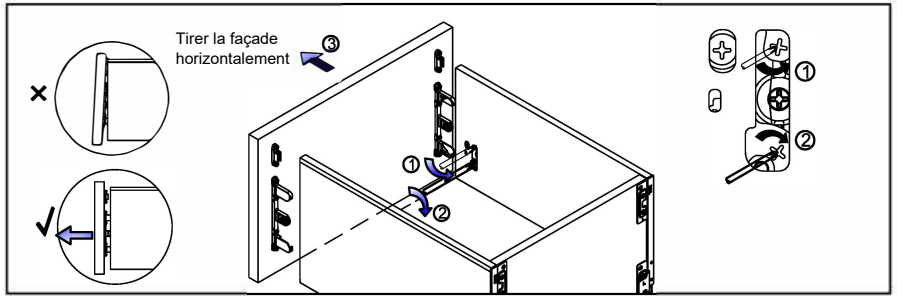

Relâcher la façade

(Rev. 2020.07.14)