



Dimensional Lumber Structural Framing Screws



Ideal for deck structure assemblies

LENGTHS :

5/16 X 3"

5/16 X 4-1/2"

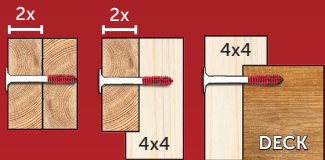
5/16 X 6"

3/8 X 6-1/2"

3/8 X 8-1/2"



2 SCREW LENGTH
PIECES **3"**



NEW **STICKY STAR DRIVE**

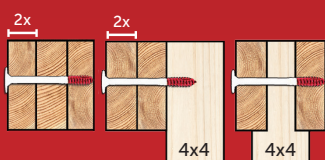
NOT ALL T-40 STAR DRIVE ON THE MARKET STICK. **THIS ONE DOES!**

WATCH
OUR VIDEOS ON
 YouTube

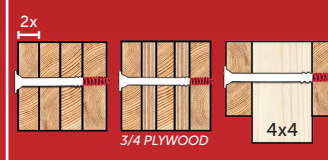


ICC
ES EVALUATION
SERVICE
ESR-4558

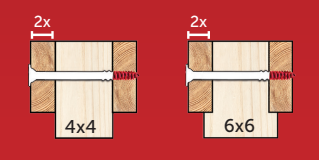
3 SCREW LENGTH
PIECES **4 1/2"**



4 SCREW LENGTH
PIECES **6"**
WITH OR WITHOUT
3/4 PLYWOOD



4X4 SCREW LENGTH
6 1/2"



6X6 SCREW LENGTH
8 1/2"

