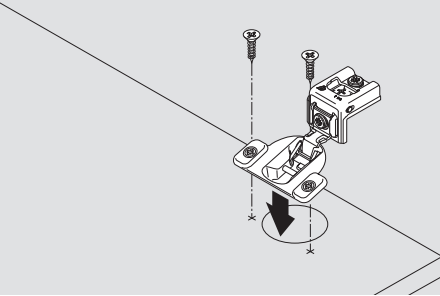


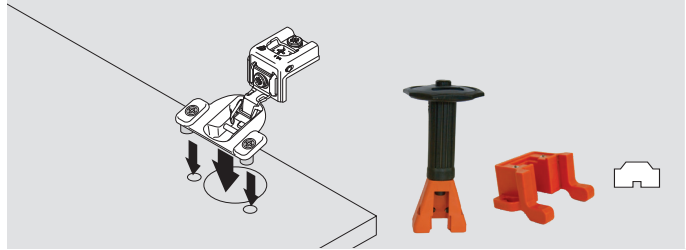
### Screw-on hinge attachment

Use #6 wood screws



### Press-in hinge attachment

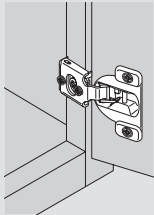
Pre-attached Ø8 dowels installed with Blum knock-in tool or MINIPRESS with COMPACT insertion ram.



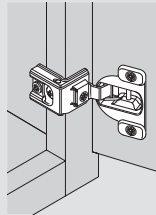
### Mounting plate attachment

#### One-piece assembly

COMPACT 38N  
wrap or edge




COMPACT 39C/38C  
wraparound

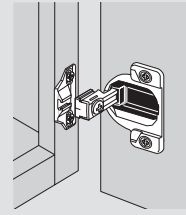


#### Two-piece assembly

COMPACT 33  
edge mount

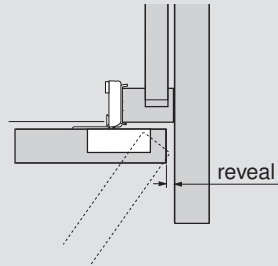


COMPACT 33  
face mount



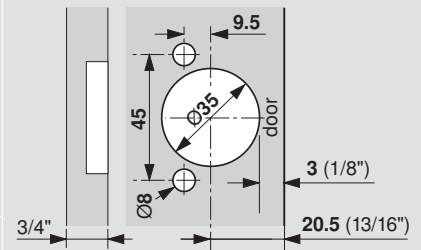
### Minimum reveal

A minimum reveal per door is required to keep the door from binding and varies depending on door thickness (see minimum reveal table for each hinge).



### Hinge cup centerpoint


Cup centerpoint and MINIPRESS/MINIDRILL setback position is 20.5 (13/16") for COMPACT hinges.



**NOTE:** Maximum door thickness 3/4"

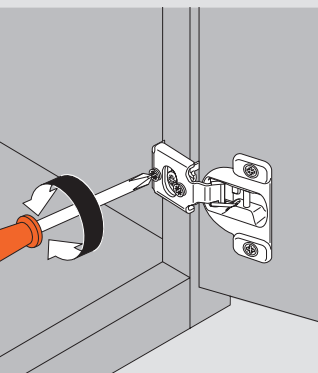
### Three-way independent adjustment

#### Side adjustment



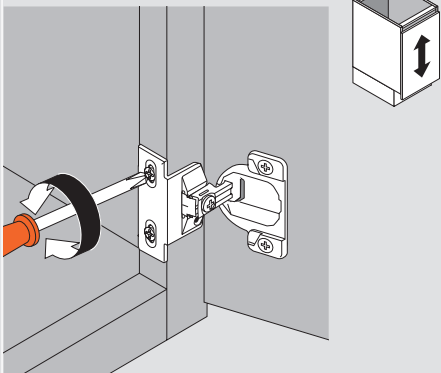
Side adjustment is possible on all COMPACT hinges. COMPACT 38N, 39C and 38C have cam side adjustment.

#### Depth adjustment



COMPACT 38N, 39C and 38C have cam depth adjustment

#### Height adjustment



All COMPACT hinges are independently height adjustable