

MOVENTO



Bottom Mount Drawer – Heavy Duty

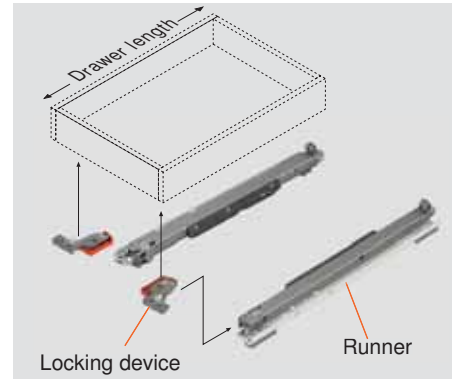
Application



Description

- MOVENTO heavy duty full extension concealed runners with BLUMOTION
- 13 (1/2") to 16 (5/8") drawer thickness
- 19 (3/4") over extension
- For face frame and frameless applications
- Tool-free side-to-side, height and tilt adjustment
- Maximum 6 (1/4") cabinet bottom recess
- **135 lb static load capacity**
- Designed to be used with SERVO-DRIVE or TIP-ON BLUMOTION


Basic Components



Components

MOVENTO bottom mount runner set

One set required per drawer



Set includes:

- 1 MOVENTO heavy duty runner set with pre-mounted #6 x 1" wood screws for installation (qty 8)
- 2 Standard locking device (qty 2) with #6 x 5/8" wood screws for installation (qty 4)

- Installation instructions

Interior roll-outs and roll-out shelf applications must be mounted to the bottom of the cabinet or to a fixed shelf/panel

Overall cabinet depth	Drawer length	MOVENTO set
610 (24")	533 (21")	769R5330S

NOTE: These runners are for 16 (5/8") drawer side thickness

NOTE: Pre-attached 1/4" spacers should not be removed. Cabinet bottom recess must be 6 (1/4") or less.

NOTE: Lateral stabilizer cannot be used with 769R series runners.

Optional SERVO-DRIVE waste/recycle set

SERVO-DRIVE is a low-voltage electric touch-to-open and open assist solution.

Set includes:

- Drive unit (pre-attached)
- Double bottom bracket with #6 x 1" wood screws (qty 2)
- Adapter plate
- 110 volt plug-in power supply with six feet of universal cable
- Screw-on distance bumpers (qty 4) with #6 x 5/8" wood screws for installation (qty 8)
- INSERTA cable connector
- Cable end protectors (qty 2)
- Cable clips (qty 4)
- Installation template, instructions and user manual

Part no.

SERVO-DRIVE waste/recycle set

Z10NA30UGUS

NOTE: Power supply will operate up to two drive units in a double bottom bracket application (second drive unit sold separately)

Optional TIP-ON BLUMOTION

- Enables MOVENTO drawers to be opened with just a light touch of the drawer front and retain BLUMOTION soft closing action
- Fully mechanical motion
- Can be used with or without pulls
- Minimum opening width **281** (11-1/16")

Drawer and Cabinet Specifications

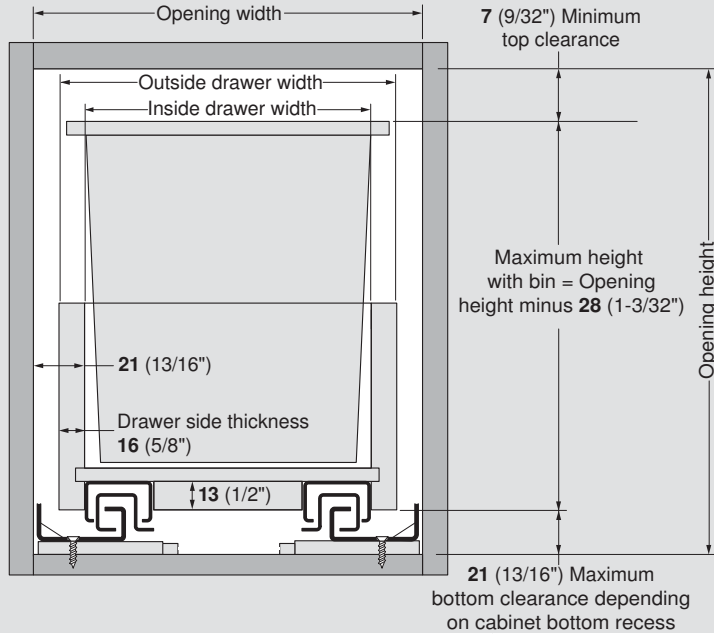
Maximum drawer thickness	16 (5/8")
Lengths available	21"
Static load capacity	135 lb

MOVENTO

blum

Drawer box specifications

Front view



NOTE: Drawer side material thickness may vary. Precise measurement of drawer side material thickness should be used when calculating outside drawer width using the table below. Inside drawer width **must** equal opening width minus 42 (1-21/32") for MOVENTO runners to align and function optimally.

Calculating outside drawer width

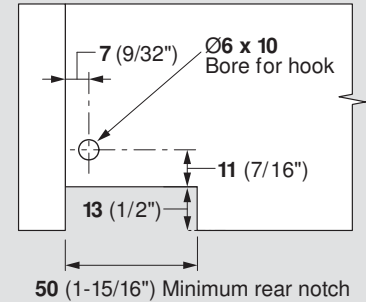
For drawer side thickness	16 (5/8")	15 (19/32")	13 (1/2")	12 (15/32")
Deduct from opening width	10 (13/32")	12 (15/32")	16 (5/8")	18 (23/32")

Example: For 21" opening width and a 5/8" thick drawer, 21" minus 13/32" = 20-19/32" drawer width

NOTE: T59.K010M spacers, available separately, required for 15/32" and 1/2" thick sub-fronts only.

Drawer back preparation

Rear view



Runner comparison

Side view

769R – No vertical profile

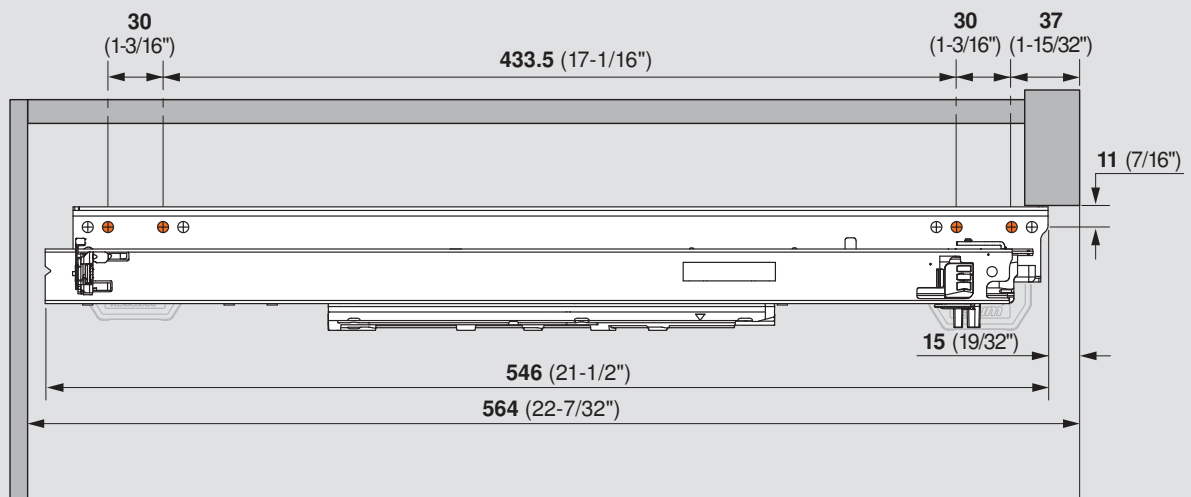


769. – Vertical profile



Runner mounting specifications

Top view



NOTE: Orange dots indicate pre-mounted screw locations. All four are required to meet specified load capacities.