

# MOVENTO

Narrow Drawer  
Locking Devices

www.blum.com



## Ordering information

**One right and one left required per drawer**

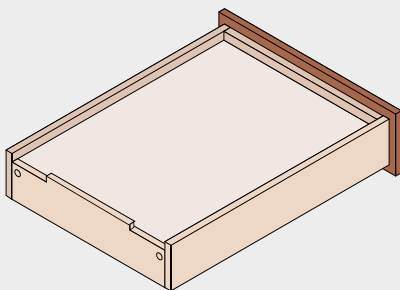
Part no.

Right locking device	02973405	<b>T51.0501.20 R</b>
Left locking device	02944611	<b>T51.0501.20 L</b>



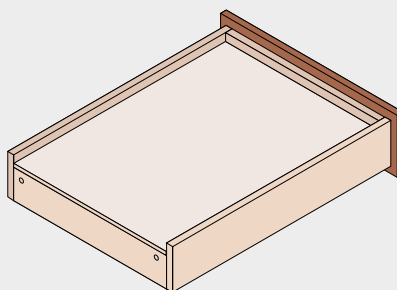
## Planning

### Rear Notching



Drawers to be notched in the back only to accommodate MOVENTO runners.

### No notching



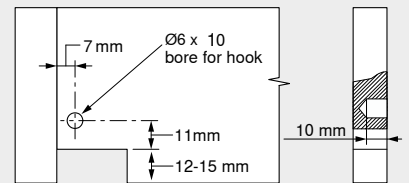
Make the back panel shorter and extend the drawer bottom to the back of the drawer.

# Memo



## Planning (cont'd)

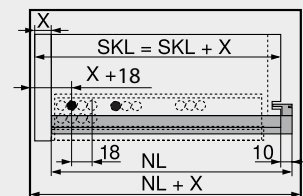
### Rear Boring



### 50 mm minimum rear notch

Drawers require Ø6 mm holes bored on each side of the back panel to accept the hooks on the back of MOVENTO runners.

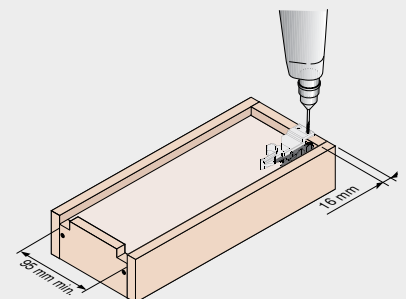
### Attaching runners to cabinet



Requires increased setback of the runner in the cabinet:

SKL	Drawer length
NL	Nominal length
X	16 mm sub-front thickness

### Attaching locking devices



**NOTE:** A minimum of 16 mm sub-front thickness is required for mounting the narrow drawer locking device.