

Application



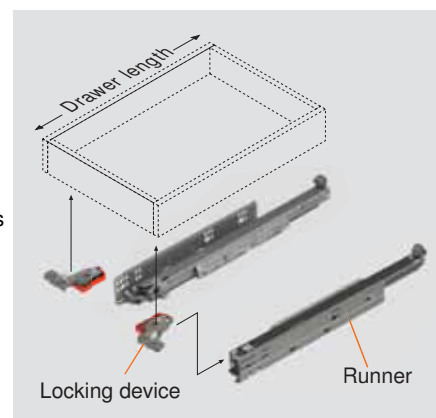
Features

- Four-dimensional adjustment
- Elongated holes for depth adjustment
- Bottom mount holes
- 125 lb static load capacity

Description

- Full extension concealed runners
- Frameless or blocked-out face frame cabinets
- BLUMOTION soft closing
- Smooth running action
- Available in 12" to 21" lengths
- 13 (1/2") to 16 (5/8") drawer thickness
- Compatible with TIP-ON BLUMOTION and SERVO-DRIVE

Basic Components



Components

Runner set

One set required per drawer



For overall cabinet depth	Drawer length	MOVENTO
610 (24")	533 (21")	763.5330S
533 (21")	457 (18")	763.4570S
457 (18")	381 (15")	763.3810S
381 (15")	305 (12")	763.3050S
Wood screw for installation		606N or 606P
System screw for installation		662.1150.HG

Standard locking device with side-to-side adjustment



- One right and one left required per drawer
- Captive right and self-aligning left device
- Self-adjusting drawer length tolerance
- Steel base with synthetic, spring-loaded release levers
- Minimum inside drawer width 170 (6-11/16")
- Side-to-side adjustment ± 1.5 (1/16")
- For use with MOVENTO runners only
- For other options see page 26

Part no.

Right locking device **T51.7601 R**

Installation Left locking device **T51.7601 L**

page 7 Installation screw **606N or 606P**

Locking device spacer for thin fronts



- Works with MOVENTO locking devices
- 12 (15/32") and 13 (1/2") sub-fronts only

Part no.

T59.K010M

Installation screw **6064N**

NOTE: For 763. series runners, rear brackets and sockets cannot be used. Cabinet sides must be blocked-out flush with the inside of the frame. See page 11.

Optional TIP-ON BLUMOTION

- Enables MOVENTO drawers to be opened with just a light touch of the drawer front and retain BLUMOTION soft closing action
- Fully mechanical motion
- Can be used with or without pulls
- Minimum opening width 281 (11-1/16")

page 14 - 19

Drawer and Cabinet Specifications

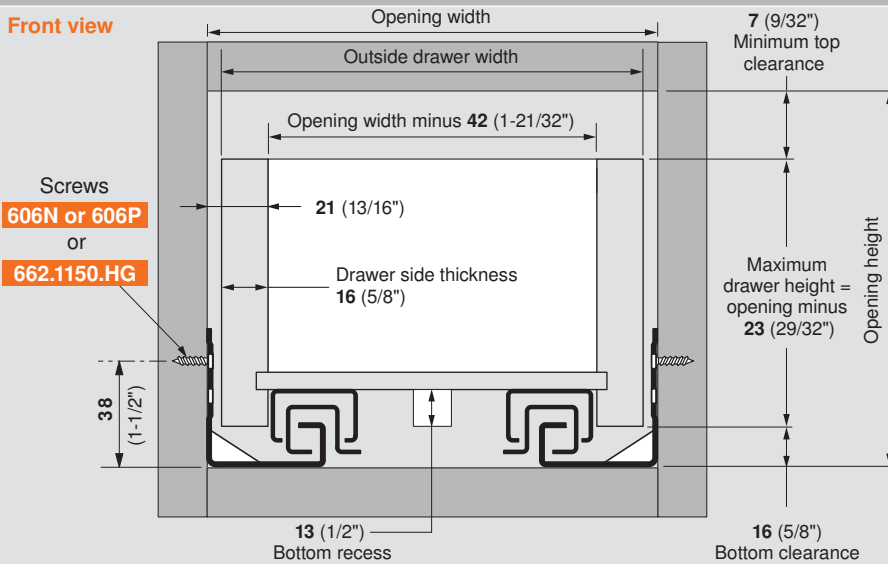
Maximum drawer thickness	16 (5/8")
Lengths available	12" - 21"
Static load capacity	125 lb

MOVENTO



Drawer box specifications

Front view



NOTE: Drawer side material thickness may vary. Accurate measurement of drawer side material thickness should be used when calculating outside drawer width using the table below. Inside drawer width **must** equal opening width minus 42 (1-21/32") for MOVENTO runners to align and function optimally.

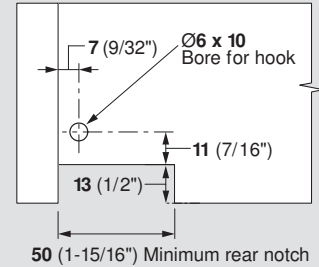
Calculating outside drawer width

For drawer side thickness	16 (5/8")	15 (19/32")	13 (1/2")	12 (15/32")
Deduct from opening width	10 (13/32")	12 (15/32")	16 (5/8")	18 (23/32")

Example: For 21" opening width and a 5/8" thick drawer, 21" minus 13/32" = 20-19/32" drawer width

Drawer back preparation

Rear view



Runner comparison

Side view

763.



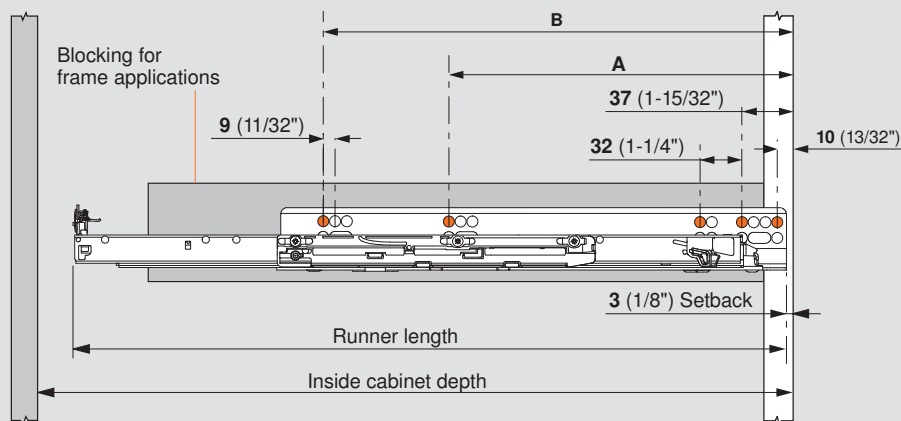
763H



NOTE: Standardized hole locations

Runner mounting specifications

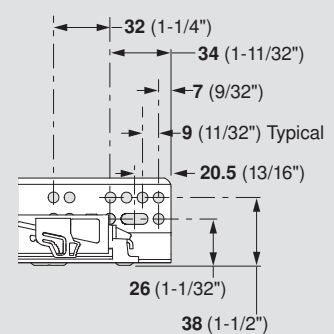
Side view



NOTE: The orange dots indicate fixing screw locations required to meet specified load ratings

NOTE: If using 15/32" or 1/2" drawer thickness without T59.K010M, subtract 3 (1/8") from setback and screw locations.

Runner close-up



NOTE: Elongated holes are for ±4.5 (3/16") depth adjustment only. Additional screws must be used to secure the runner to the cabinet.

MOVENTO	Drawer length	Minimum inside cabinet depth	Runner length	Screw location	
				A	B
763.5330S	533 (21")	553 (21-13/16")	544 (21-7/16")	261 (10-9/32")	357 (14-1/16")
763.4570S	457 (18")	477 (18-13/16")	468 (18-7/16")	261 (10-9/32")	357 (14-1/16")
763.3810S	381 (15")	401 (15-13/16")	392 (15-7/16")	165 (6-1/2")	357 (14-1/16")
763.3050S	305 (12")	325 (12-13/16")	316 (12-7/16")	165 (6-1/2")	261 (10-9/32")