

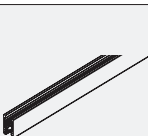
Set for 2 glass doors up to 16 kg (35 lbs.), with height adjustment

		No.
Hawa Clipo 16 GPPK IS, for 2 doors		053.3265.071

Set consisting of:

		053.3265.071		No.
	Running gear Hawa Clipo 16, with support and screw	4	053.3224.071	
	Hawa Clipo 16/Hawa Regal 16 C stopper, plastic, gray	2	053.3215.071	
	Housing, plastic, anthracite	4	053.3252.071	
	Door follower, plastic, grey	1	053.3075.071	
	Pan head thread forming screw, M3x6 mm (1/8"x1/4"), steel, zinc-plated	1	600.0000.488	
	End cover, plastique, grey	4	053.3255.071	
	Bottom guide, plastic grey	2	053.3254.001	
	Pan-Head chipboard screw, 3x20 mm (1/8"x25/32"), steel, zinc-plated	2	766.5030.117	

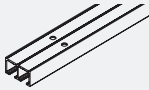

Suspension and glass retaining profiles

		mm (inch)	No.
	Glass fixing profile, for glue fixing, aluminum, anodized	2,500 (8' 2 7/16")	053.3250.250
		3,500 (11' 5 25/32")	053.3250.350
		6,000 (19' 8 7/32")	053.3250.600

Adhesive

		No.
	Glue Ceresit 3B Silicone, 310 ml	098.0027.000

Running tracks

		mm (inch)	No.
	G: Double running track, for screw fixing, aluminum, anodized	2,500 (8' 2 7/16")	053.3247.250
		3,500 (11' 5 25/32")	053.3247.350
		6,000 (19' 8 7/32")	053.3247.600
	H: Double running track, aluminum, pre-drilled	2,500 (8' 2 7/16")	053.3248.250
		3,500 (11' 5 25/32")	053.3248.350
		6,000 (19' 8 7/32")	053.3248.600



Soft close up to 8/16 kg (17/35 lbs.)

		No.
Soft close Hawa Clipo 16/Hawa Regal C 16, up to 8 kg (17 lbs.)		053.3332.071
Soft close Hawa Clipo 16/Hawa Regal C 16, up to 16 kg (35 lbs.)		053.3332.072


Set consisting of:

		053.3332.071	053.3332.072	No.
	Damper, up to 8 kg (17 lbs.)	2		053.3330.071
	Trigger, with stopper	2	2	053.3331.071
	Cross recessed pan head screw, 2.2x8 mm (3/32"x5/16"), steel, zinc-plated	2	2	600.0000.482
	Damper, up to 16 kg (35 lbs.)		2	053.3330.072

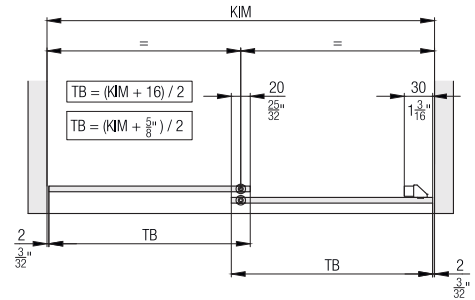
Handles

		No.
	Handle, for glue fixing, 64 mm (2 17/32"), plastic, chrome-plated, matt, 2-piece set	053.3323.971
	Finger-pull-handle, for glue fixing, 30 mm (1 3/16"), aluminum, anodized, 2-piece set	053.3091.982
	Finger-pull-handle, for glue fixing, 30 mm (1 3/16"), aluminum, anodized, 50-piece set	053.3091.983
	Finger-pull-handle, for glue fixing, 40 mm (1 9/16"), aluminum, anodized	053.3158.901

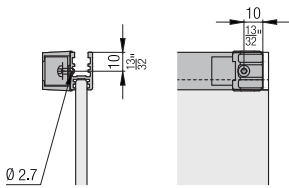
Accessories

		No.
	Track cleaner, plastic, red	040.3142.071

Calculations

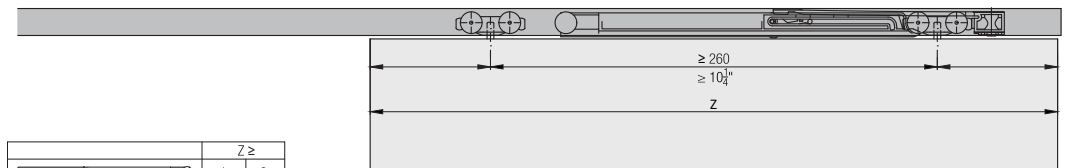


Door follower

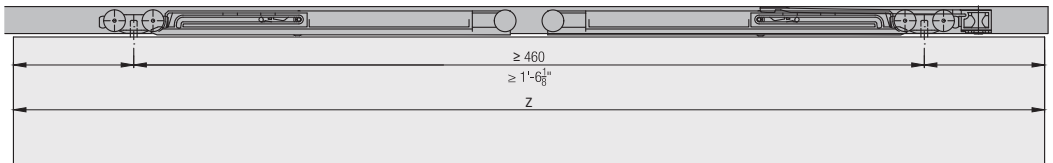


Soft close

	Z ≥	
	1	2
Hawa Clipo 16 H IS	1' 3 ³ / ₄ "	1' 11 ⁵ / ₈ "
Hawa Clipo 16 H MS	1' 5 ¹ / ₄ "	2' 1 ¹ / ₈ "
Hawa Clipo 16 H FS	1' 5 ¹ / ₄ "	2' 1 ¹ / ₈ "
Hawa Clipo 16 HM IS	1' 3 ³ / ₄ "	1' 11 ⁵ / ₈ "
Hawa Clipo 16 GK IS	1' 3 ³ / ₄ "	1' 11 ⁵ / ₈ "
Hawa Clipo 16 GS IS	1' 3 ³ / ₄ "	1' 11 ⁵ / ₈ "
Hawa Clipo 16 GPK IS	1' 3 ³ / ₄ "	1' 11 ⁵ / ₈ "
Hawa Clipo 16 GPPK IS	1' 3 ³ / ₄ "	1' 11 ⁵ / ₈ "



	Z ≥	
	1	2
Hawa Clipo 16 H IS	400	600
Hawa Clipo 16 H MS	438	638
Hawa Clipo 16 H FS	438	638
Hawa Clipo 16 HM IS	400	600
Hawa Clipo 16 GK IS	400	600
Hawa Clipo 16 GS IS	400	600
Hawa Clipo 16 GPK IS	400	600
Hawa Clipo 16 GPPK IS	400	600



Accessories

– Glass recommendations from page 249

Planning/execution

Further information about the product can be found on www.hawa.com.