

RICHELIEU DRYING RACKS & lateral part cart




RICHELIEU DRYING RACKS

This versatile drying and handling racks can manage all your material-handling needs. The perfect size for drying cabinet doors and parts in your finishing department. Also work well for laminates.



ADVANTAGES

- The shelves/rods are removable for thicker materials, or you can run longer items through the shelves/rods
- The racks assemble and disassemble easily




DRYING RACK

- Material: metal
- Shelf size: 17.5" deep and 12" wide
- Angle of shelves of 5°
- White powder-coated finish

INCLUDES:

- 40 shelves, 20 on each side
- 4 rugged 5" wheels (2 with brakes)

No. 9129450



DRYING RACK 2.0

- Material: metal
- Powder-coated finish

INCLUDES:

- 4 rugged 5" wheels (2 with brakes)



No. 9129451

REPLACEMENT PARTS:




Wheels

No. 9129455WB
(with brake) and
No. 9129455WOB
(without brake)
Sold by unit



Shelf for Drying rack

No. 9129456
25 shelves per box



Rods for
Drying rack 2.0

No. 9129451TB
68 tubes per box

No.	Shelf size D x W	Space between shelves	Total height	Stand base D x W	Weight cap./shelf	Total weight cap.
9129450	17 1/2" x 12"	2 1/2"	72"	25" x 38"	20 lb	800 lb
9129451	17 1/2" x 12"	2 7/8"	65"	26" x 37"	35 lb	1200 lb



RICHELIEU EXPANDABLE DRYING RACK



The 14 shelf levels of the Richelieu Expandable Drying Rack make it the perfect rack for all your material-handling needs. This rack is an ideal size for drying cabinet doors and parts in your finishing department and also works well for laminates.

ADVANTAGES

- Easy to assemble
- Easy to expand/contract and clamp
- Expands from 12" to 63"
- Made of steel with a red and white powder coat finish
- Diameter of tubes: 22 mm

INCLUDES:

- Main Frames (pre-assembled)
- 28 round tubes
- 2 base legs
- 4 wheels
- Socket Bolt M8x20mm, Lock Washers: 16 sets



No.	Shelf depth	Space between shelves	Height	Stand base D x W	Weight cap./level	Total weight cap.
215341	30"	3"	66 1/2" (1.69 m)	36" x 10 1/2" to 60" (914 mm x 267 to 1520 mm)	60 lb (27.22 kg)	840 lb

RICHELIEU SPRAYING RACK

By customizing the distance between parts, the spraying rack can facilitate optimal drying conditions and prevent issues such as uneven drying or moisture buildup.

ADVANTAGES

- Folds for easy transport and quick set up
- Built with durability and stability in mind

INCLUDES:

- 1 collapsible base
- 1 stand post
- 1 collapsible table top
- 3 retractable arms
- 3 stanchions
- 1 set screw
- 7 quick release pins
- 1 masking sleeve



No.	Base arm	Table top arm	Height	Weight
9129123	11"	11" extendible to 25"	28" extendible to 38"	14.3 lb



RICHELIEU LATERAL PART CART

A flexible, heavy-duty, lumber delivery system with narrow width, perfect for congested aisles. Allows workers to sort parts for easy identification and accessibility. With the uprights removed, the cart can be used as a lumber cart.



ADVANTAGES

- Carries uncut panels or can be configured with as many as 12 bins
- The end divider can be installed parallel or perpendicular with the cart for greater flexibility
- Material: steel
- Red

2 configurations



INCLUDES:

- 5 mountings
- 1 base with pre-drilled MDF panel
- 4 swivel casters (2 with brakes)



No.	W x L x H	Total weight cap.
9129010	22" x 60" x 59" 559 mm x 1.52 m x 1.5 m	2,000 lb (907 kg)

REPLACEMENT PARTS:

Wheels

No. 9129015WB (with brake) and
No. 9129015WOB (without brake)
Sold by unit



Serving you across North America

CANADA

Tel.: 1 800 361-6000
Fax: 1 800 363-0193

UNITED STATES

Tel.: 1 800 619-5446
Fax: 1 800 876-7454



Follow us on

