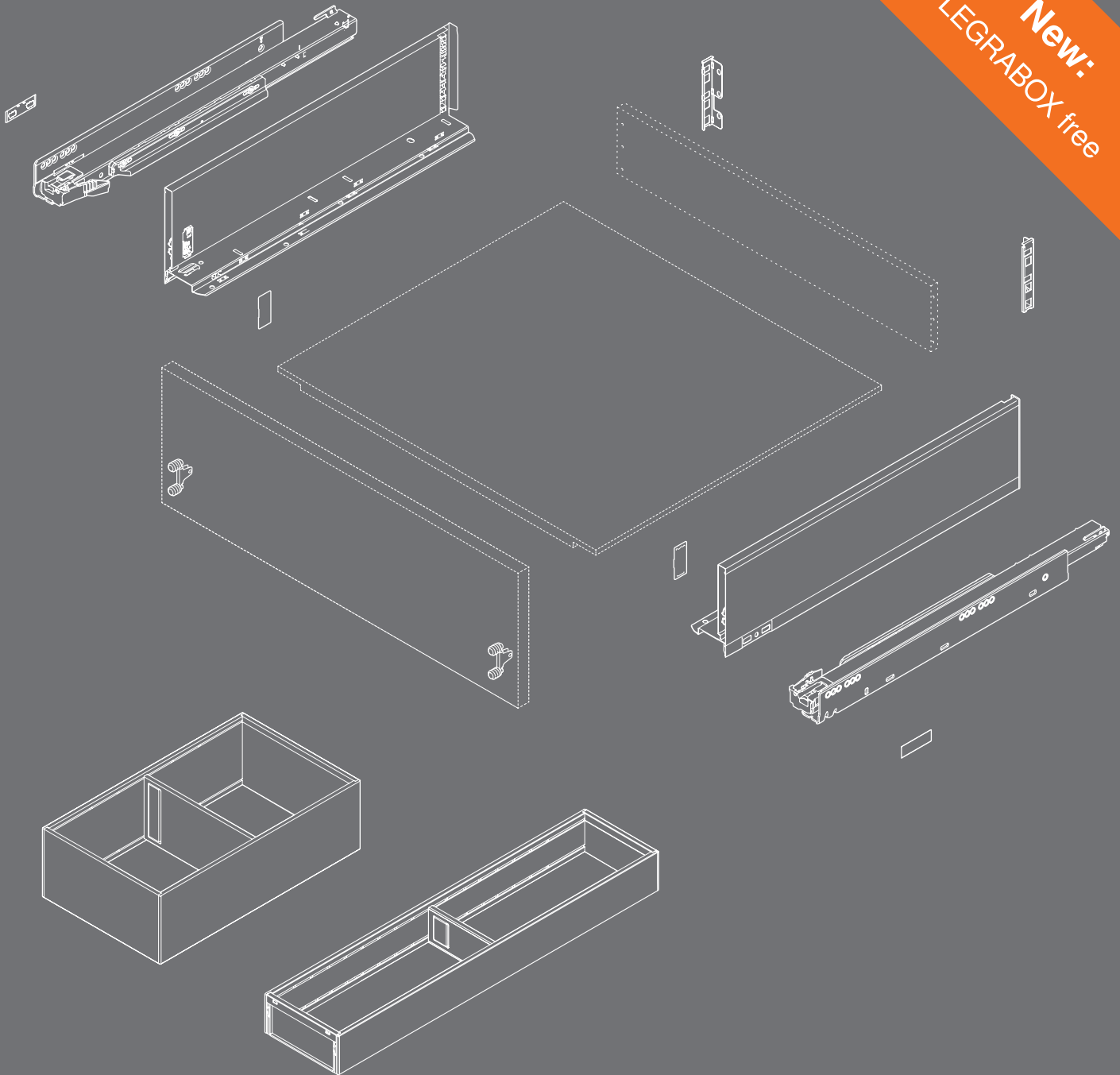


New:
LEGRABOX free



LEGRABOX

Order specification

www.blum.com

 **blum**[®]

Experience Elegance

Is there such thing as the perfect drawer? Different to the norm, focussed on the principles it pursues – yet unprecedented in its level of performance. Minimalistic. Simple. Slim. Elegant beyond compare. Introducing the new LEGRABOX: Experience Elegance.

 **blum**[®]



Contents

LEGRABOX

Ordering and planning information

- 4 Material and colour
- 6 Drawer – height N
- 8 Drawer – height M
- 12 Inner drawer – height M
- 16 High fronted pull-out – height C
- 22 Inner pull-out – height C
- 36 Sink pull-out – height C
- 44 High fronted pull-out – height F
- 48 Accessories
- 51 Cabinet profile fixing
- 52 Assembly devices

Assembly and adjustment

- 54 High fronted pull-out and drawer
- 56 Inner pull-out and inner drawer
- 58 Sink pull-out – height C
- 62 Synchronization for TIP-ON
- 63 Side stabilizer

Removal

- 60 High fronted pull-out and drawer
- 60 Inner pull-out and inner drawer
- 65 Side stabilizer

AMBIA-LINE

Order specification

- 67 Material and colour
- 68 Steel design – drawer
- 70 Steel design – high fronted pull-out
- 72 Wood design – drawer
- 74 Wood design – high fronted pull-out
- 75 AMBIA-LINE cross gallery
- 76 Kitchen accessories

Assembly

- 77 Steel design
- 78 Wood design



Orion grey matt

Stainless steel
anti-fingerprint



Material and colour

| | | | |
|-----------------|-----------------|-----------------|--|
| | | | |
| | OG-M | | |
| Orion grey matt | Orion grey matt | Stainless steel | |
| OG-M | | | |
| Orion grey matt | ■ | | |
| NI | | | |
| Nickel | | ■ | |
| Nickel matt | | ■ | |



Blum would like to make the ordering, assembly and marketing of its products as easy as possible for our customers and partners. A variety of useful online applications as well as special planning and ordering software make the task easier.

Product configurator

The online configurator assists with the selection and ordering of the correct fittings.

Along with parts lists for your desired fitting solution, you also get marketing information, manufacturing and assembly documentation as well as 2D/3D CAD data.

www.blum.com/productconfigurator

DYNALOG

Using the Blum planning software, the cabinet planning for Blum fittings is complete and precise.

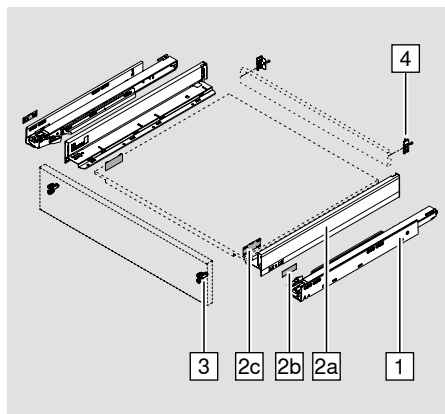
The program can be operated intuitively. Automatic collision checks ensure that designs are feasible and do away with trial applications.

DYNAPLAN interfaces

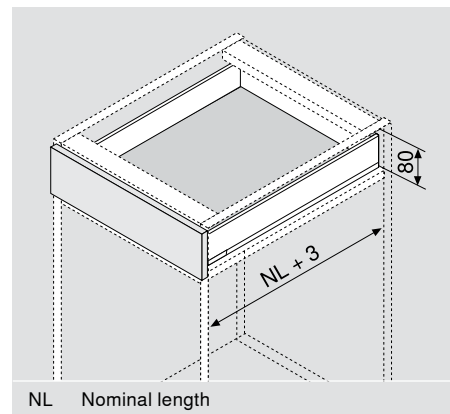
Complete plans can be exported and imported to or from your CAD or CAM system at the touch of a button via interfaces in DYNAPLAN.

In this way, DYNAPLAN supports your main program with both every-day solutions as well as special constructions.

Product



Space requirement



Order specification

| 1 | Cabinet profiles left/right | | | |
|--------|-----------------------------|-----------|-----------|-----------|
| | Nominal length | BLUMOTION | | TIP-ON |
| | 450 mm | 40 kg | 750.4501B | 40 kg |
| 500 mm | 40 kg | 750.5001B | 40 kg | 750.5001T |

| 2 | Drawer side set | | |
|--------|-----------------|------------------------|------------------|
| | 2a | Drawer side left/right | |
| | 2b | Customer branding | |
| | 2c | Cover caps | |
| | | Colour variants | |
| | | OG-M | |
| | Nominal length | Steel | Stainless steel* |
| 450 mm | 770N4502S | 770N4502I | |
| 500 mm | 770N5002S | 770N5002I | |

| 3 | Front fixing bracket | | |
|--------|----------------------|-----|----------|
| | EXPANDO | | 2 x |
| Screws | | 2 x | ZF7N7002 |

| 4 | Wooden back fixing brackets left/right | | |
|----------|--|-----------------|--------|
| | | Colour variants | |
| | | OG-M | Nickel |
| | | Steel | |
| Height N | ZB7N000S | | |

| Accessories | | | |
|-------------|---|--|----------|
| 5 | Fixing screws for front fixing brackets | | |
| | Ø 3.5 x 15 mm | | 609.1500 |
| | Ø 3.5 x 17 mm | | 609.1700 |
| 6 | Fixing screws for wooden back fixings and drawer sides with drawer base | | |
| | Ø 4 x 15 mm | | 61D.1500 |
| | In order to achieve optimal assembly, we recommend that you use flat headed screws. | | |

* With anti-fingerprint coating

Planning

| Space requirements in cabinet | Dimensions for screw-on front | Front drilling distances for EXPANDO | Back installation dimensions |
|-------------------------------|-------------------------------|--------------------------------------|------------------------------|
| | <p>FA Front overlay</p> | | |

Cabinet profile screw positions

Nominal length NL (mm)

450–500

Min. internal cabinet depth = nominal length NL + 3 mm

Drilling distances base

Cutting dimensions for 16 mm chipboard

KB Cabinet width
LW Inner cabinet width
NL Nominal length

Back
39 mm

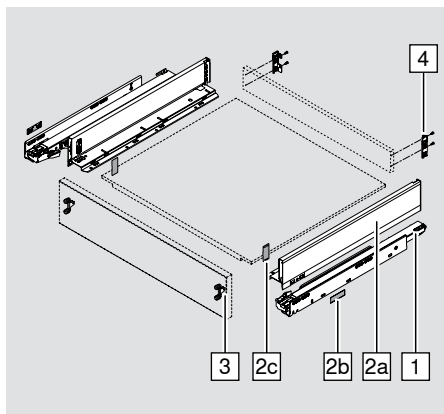
Base
Chipboard back
NL - 10 mm

Notch dimensions

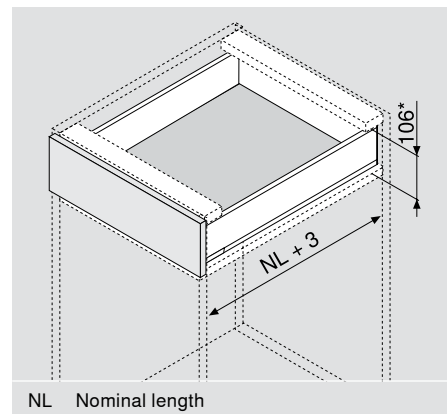
| Page instructions | |
|----------------------------------|----|
| Accessories | 44 |
| Cabinet profile fixing | 47 |
| Assembly, removal and adjustment | 50 |

* + 1 mm if runners are installed before cabinet is assembled

Product



Space requirement



Order specification

| 1 | Cabinet profiles left/right | | | | | | | |
|---|-----------------------------|-------------|-----------|-----------|-------|-----------|-------|-----------|
| | Nominal length | BLUMOTION** | | | | TIP-ON | | |
| | 270 mm | 40 kg | 750.2701B | | 40 kg | 750.2701T | | |
| | 350 mm | 40 kg | 750.3501B | | 40 kg | 750.3501T | | |
| | 400 mm | 40 kg | 750.4001B | | 40 kg | 750.4001T | | |
| | 450 mm | 40 kg | 70 kg | 753.4501B | 40 kg | 750.4501T | 70 kg | 753.4501T |
| | 500 mm | 40 kg | 70 kg | 753.5001B | 40 kg | 750.5001T | 70 kg | 753.5001T |
| | 550 mm | 40 kg | 70 kg | 753.5501B | 40 kg | 750.5501T | 70 kg | 753.5501T |
| | 600 mm | 40 kg | 70 kg | 753.6001B | 40 kg | 750.6001T | 70 kg | 753.6001T |
| | 650 mm | | 70 kg | 753.6501B | | | 70 kg | 753.6501T |

| 2 | Drawer side set | | |
|--------|-----------------|------------------------|--------------------|
| | Consisting of: | | |
| | 2a | Drawer side left/right | |
| | 2b | Customer branding | |
| | 2c | Cover caps | |
| | | Colour variants | |
| | | OG-M | |
| | Nominal length | Steel | Stainless steel*** |
| | 270 mm | 770M2702S | 770M2702I |
| | 350 mm | 770M3502S | 770M3502I |
| | 400 mm | 770M4002S | 770M4002I |
| | 450 mm | 770M4502S | 770M4502I |
| 500 mm | 770M5002S | 770M5002I | |
| 550 mm | 770M5502S | 770M5502I | |
| 600 mm | 770M6002S | 770M6002I | |
| 650 mm | 770M6502S | 770M6502I | |

* Incl. 2 mm tilt adjustment

** Suitable for SERVO-DRIVE

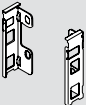
*** With anti-fingerprint coating

Drawer – height M



LEGRABOX



| | | | |
|---|-----------------------------|-----|----------|
| 3 | Front fixing bracket | | |
|  | EXPANDO | 2 x | ZF7M70E2 |
| | Screws | 2 x | ZF7M7002 |

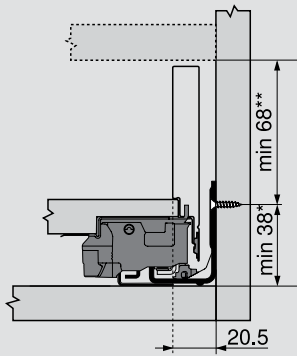
| | | | |
|---|---|------------------------|--------|
| 4 | Wooden back fixing brackets left/right | | |
|  | | Colour variants | |
| | | OG-M | Nickel |
| | | Steel | |
| | Height M | ZB7M000S | |

Accessories

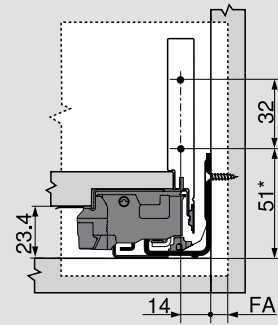
| | | | |
|--|---|--|----------|
| 5 | Fixing screws for front fixing brackets | | |
|  | Ø 3.5 x 15 mm | | 609.1500 |
| | Ø 3.5 x 17 mm | | 609.1700 |
| 6 | Fixing screws for wooden back fixings and drawer sides with drawer base | | |
|  | Ø 4 x 15 mm | | 61D.1500 |
| | In order to achieve optimal assembly, we recommend that you use flat headed screws. | | |

Planning

Space requirements in cabinet

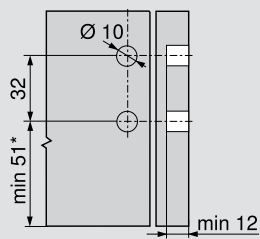


Dimensions for screw-on front

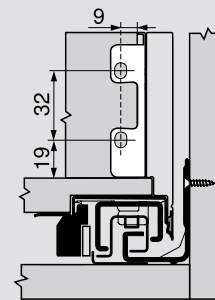


FA Front overlay

Front drilling distances for EXPANDO



Back installation dimensions

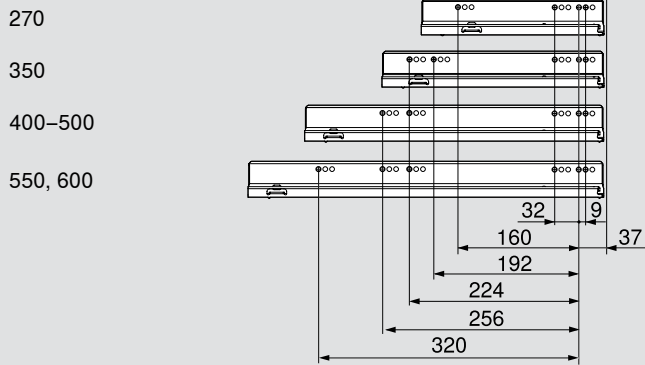


* + 1 mm if runners are installed before cabinet is assembled

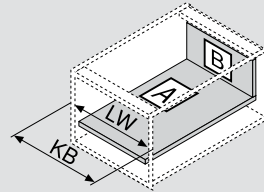
** Incl. 2 mm tilt adjustment

Cabinet profile screw positions – 40 kg

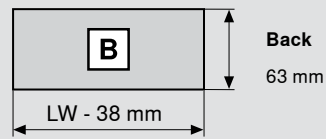
Nominal length NL (mm)



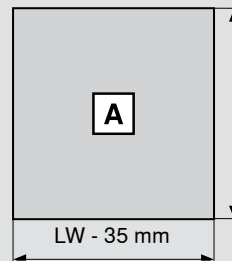
Cutting dimensions for 16 mm chipboard



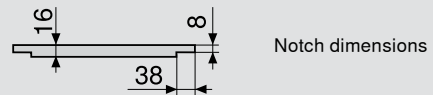
KB Cabinet width
LW Inner cabinet width
NL Nominal length



Back
63 mm



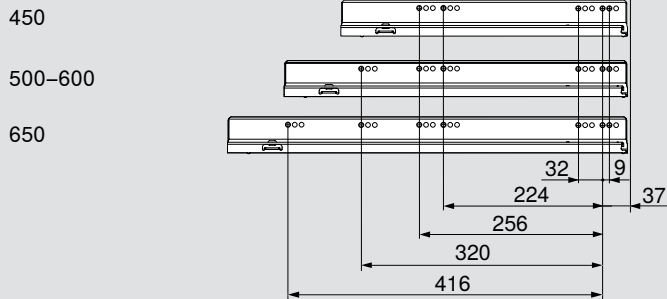
Base
Chipboard back
NL - 10 mm



Notch dimensions

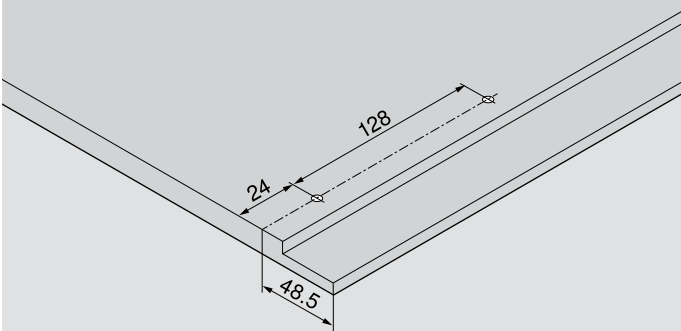
Cabinet profile screw positions – 70 kg

Nominal length NL (mm)



Min. internal cabinet depth = nominal length NL + 3 mm

Drilling distances base



Page instructions

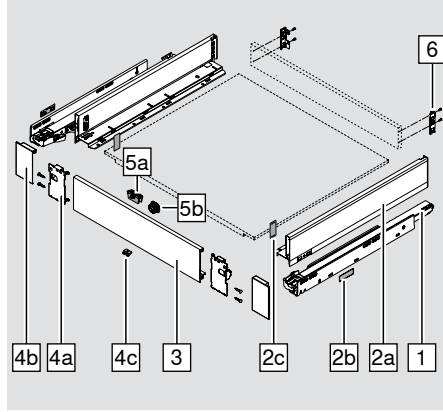
| | |
|----------------------------------|----|
| Accessories | 44 |
| Cabinet profile fixing | 47 |
| Assembly, removal and adjustment | 50 |

LEGRABOX

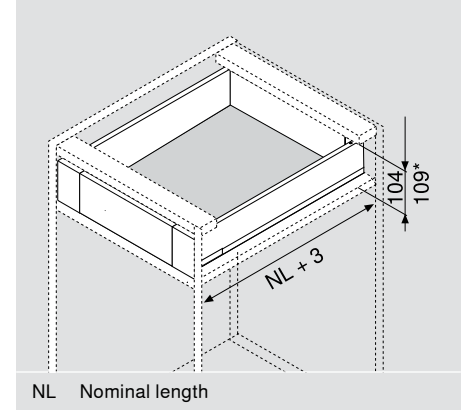


Inner drawer – height M front piece closed

Product



Space requirement



Order specification

| 1 | Cabinet profiles left/right | | | | | | | |
|---|-----------------------------|-------------|-----------|-----------|-------|-----------|-------|-----------|
| | Nominal length | BLUMOTION** | | | | TIP-ON | | |
| | 270 mm | 40 kg | 750.2701B | | 40 kg | 750.2701T | | |
| | 350 mm | 40 kg | 750.3501B | | 40 kg | 750.3501T | | |
| | 400 mm | 40 kg | 750.4001B | | 40 kg | 750.4001T | | |
| | 450 mm | 40 kg | 70 kg | 753.4501B | 40 kg | 750.4501T | 70 kg | 753.4501T |
| | 500 mm | 40 kg | 70 kg | 753.5001B | 40 kg | 750.5001T | 70 kg | 753.5001T |
| | 550 mm | 40 kg | 70 kg | 753.5501B | 40 kg | 750.5501T | 70 kg | 753.5501T |
| | 600 mm | 40 kg | 70 kg | 753.6001B | 40 kg | 750.6001T | 70 kg | 753.6001T |
| | 650 mm | | 70 kg | 753.6501B | | | 70 kg | 753.6501T |

| 2 | Drawer side set | | |
|----------------|-----------------|------------------------|--------------------|
| | | Consisting of: | |
| 2a | | Drawer side left/right | |
| 2b | | Customer branding | |
| 2c | | Cover caps | |
| | | Colour variants | |
| | | OG-M | |
| | | Steel | Stainless steel*** |
| Nominal length | | | |
| 270 mm | | 770M2702S | 770M2702I |
| 350 mm | | 770M3502S | 770M3502I |
| 400 mm | 770M4002S | 770M4002I | |
| 450 mm | 770M4502S | 770M4502I | |
| 500 mm | 770M5002S | 770M5002I | |
| 550 mm | 770M5502S | 770M5502I | |
| 600 mm | 770M6002S | 770M6002I | |
| 650 mm | 770M6502S | 770M6502I | |

* With latch

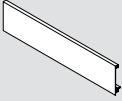
** Suitable for SERVO-DRIVE

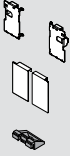
*** With anti-fingerprint coating

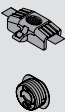
Inner drawer – height M front piece closed

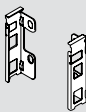
LEGRABOX




| | | |
|--|-------------------------------------|-------------|
|  | 3 Front piece without groove | |
| | Colour variants | |
| | OG-M | Nickel matt |
| | Aluminium | |
| | For cutting to size | ZV7.1043C01 |
| | Cutting | |
| LW - 126 mm | | |
| LW Inner cabinet width | | |

| | | |
|---|--------------------------------|--|
|  | 4 Front piece set | |
| | Consisting of: | |
| | 4a Front fixing left / right | |
| | 4b Outer cover caps left/right | |
| | 4c Locking piece | |
| | 4d Screws | |
| Colour variants | | |
| OG-M | Nickel matt | |
| Steel | Stainless steel* | |
| ZI7.0MS0 | ZI7.0MI0 | |

| | | |
|---|---|---------|
|  | 5 Latch set (optional) | |
| | Consisting of: | |
| | 5a Latch | |
| | 5b Trigger housing (RAL 7037 dust grey) | |
| | Colour variants | |
| | OG-M | Plastic |
| ZI7.0M07 | | |

| | | |
|---|---|--------|
|  | 6 Wooden back fixing brackets left/right | |
| | Colour variants | |
| | OG-M | Nickel |
| | Steel | |
| Height M | ZB7M000S | |

Accessories

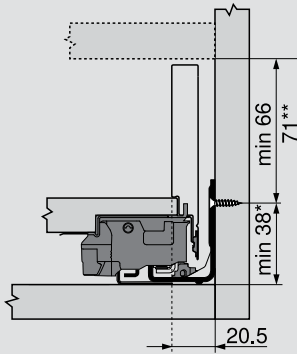
| | | |
|---|--|----------|
|  | 7 Fixing screws for wooden back fixings and drawer sides with drawer base | |
| | Ø 4 x 15 mm | 61D.1500 |
| In order to achieve optimal assembly, we recommend that you use flat headed screws. | | |

* With anti-fingerprint coating

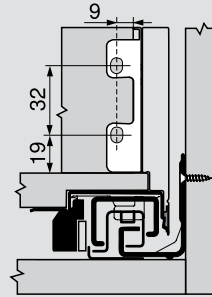
¹⁾ To stainless steel

Planning

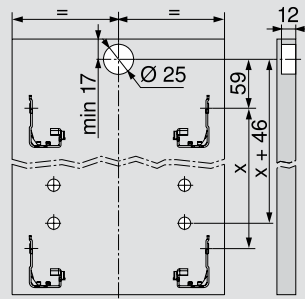
Space requirements in cabinet



Back installation dimensions



Front drilling distances for trigger housing



* + 1 mm if runners are installed before cabinet is assembled

** Can be used with latch from 71 mm

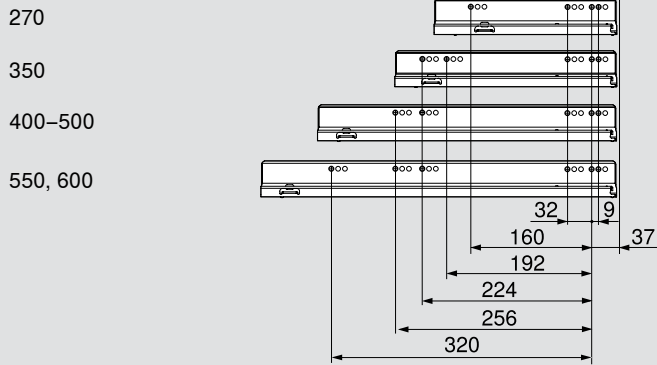
Inner drawer – height M front piece closed

LEGRABOX



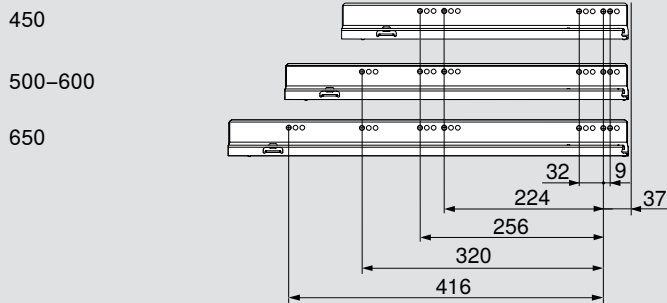
Cabinet profile screw positions – 40 kg

Nominal length NL (mm)



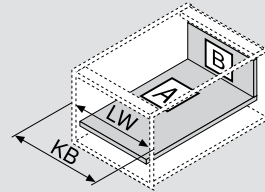
Cabinet profile screw positions – 70 kg

Nominal length NL (mm)

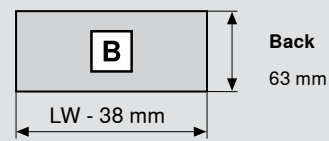


Min. internal cabinet depth = nominal length NL + 3 mm

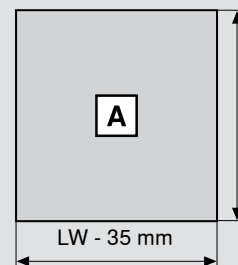
Cutting dimensions for 16 mm chipboard



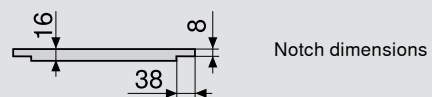
KB Cabinet width
LW Inner cabinet width
NL Nominal length



Back
63 mm

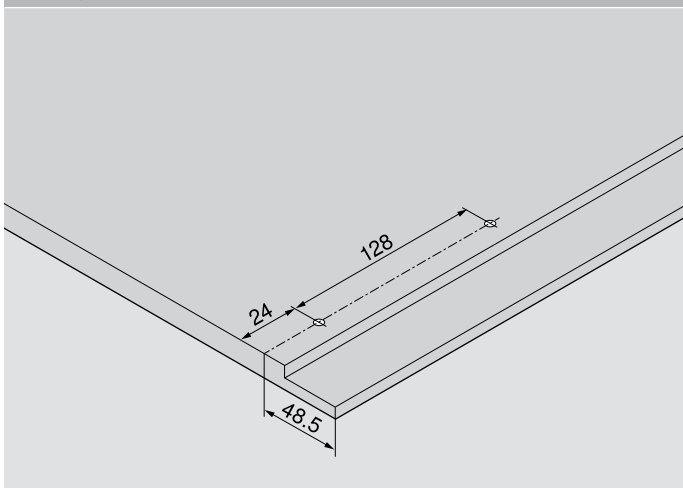


Base
Chipboard back
NL - 10 mm

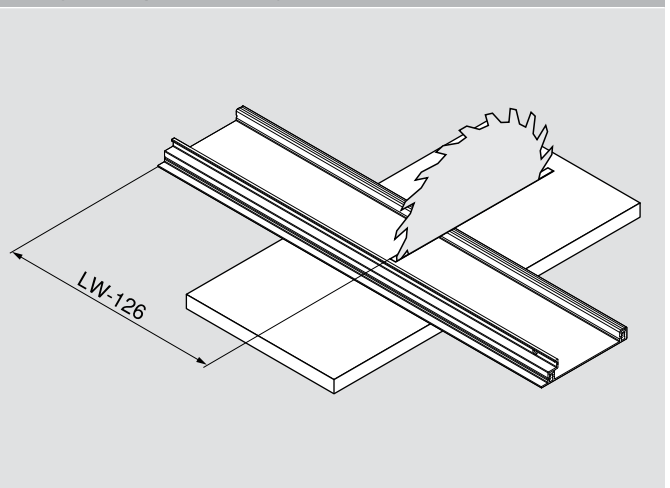


Notch dimensions

Drilling distances base



Cutting – Front piece without groove



Page instructions

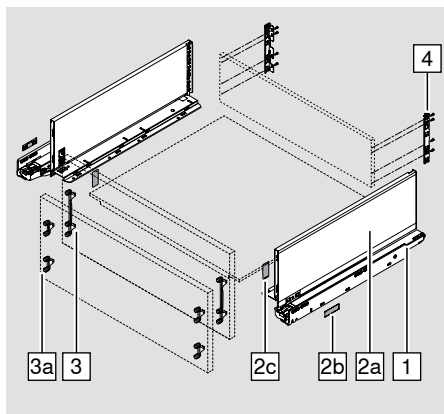
| | |
|----------------------------------|----|
| Accessories | 44 |
| Cabinet profile fixing | 47 |
| Assembly, removal and adjustment | 50 |

LEGRABOX pure

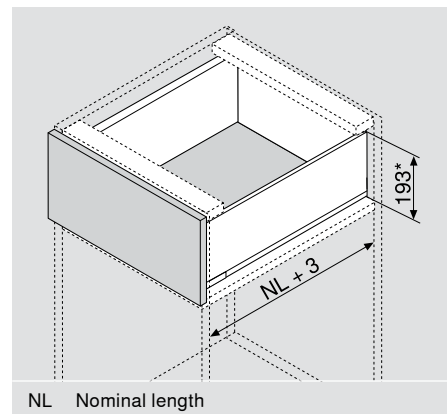


High fronted pull-out – height C

Product



Space requirement



Order specification

| 1 | Cabinet profiles left/right | | | | | | | | |
|---|-----------------------------|-------------|-----------|-----------|-----------|-----------|-----------|-------|-----------|
| | Nominal length | BLUMOTION** | | | | TIP-ON | | | |
| | | 270 mm | 40 kg | 750.2701B | | 40 kg | 750.2701T | | |
| | 350 mm | 40 kg | 750.3501B | | 40 kg | 750.3501T | | | |
| | 400 mm | 40 kg | 750.4001B | | 40 kg | 750.4001T | | | |
| | 450 mm | 40 kg | 750.4501B | 70 kg | 753.4501B | 40 kg | 750.4501T | 70 kg | 753.4501T |
| | 500 mm | 40 kg | 750.5001B | 70 kg | 753.5001B | 40 kg | 750.5001T | 70 kg | 753.5001T |
| | 550 mm | 40 kg | 750.5501B | 70 kg | 753.5501B | 40 kg | 750.5501T | 70 kg | 753.5501T |
| | 600 mm | 40 kg | 750.6001B | 70 kg | 753.6001B | 40 kg | 750.6001T | 70 kg | 753.6001T |
| | 650 mm | | | 70 kg | 753.6501B | | | 70 kg | 753.6501T |

| 2 | Drawer side set | | |
|----------------|-----------------|------------------------|--------------------|
| | | Consisting of: | |
| 2a | | Drawer side left/right | |
| 2b | | Customer branding | |
| 2c | | Cover caps | |
| | | Colour variants | |
| | | OG-M | |
| Nominal length | | Steel | Stainless steel*** |
| 270 mm | | 770C2702S | 770C2702I |
| 350 mm | | 770C3502S | 770C3502I |
| 400 mm | | 770C4002S | 770C4002I |
| 450 mm | 770C4502S | 770C4502I | |
| 500 mm | 770C5002S | 770C5002I | |
| 550 mm | 770C5502S | 770C5502I | |
| 600 mm | 770C6002S | 770C6002I | |
| 650 mm | 770C6502S | 770C6502I | |

* Incl. 2 mm tilt adjustment


** Suitable for SERVO-DRIVE

*** With anti-fingerprint coating


High fronted pull-out – height C

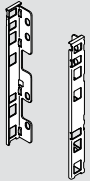
LEGRABOX pure





| | | | |
|---|-----------------------------|-----|----------|
| 3 | Front fixing bracket | | |
|  | EXPANDO | 2 x | ZF7C70E2 |
| | Screws | 2 x | ZF7C7002 |

Alternative to 3

| | | | |
|---|-----------------------------|-----|----------|
| 3a | Front fixing bracket | | |
|  | EXPANDO | 4 x | ZF7M70E2 |
| | Screws | 4 x | ZF7M7002 |

| | | | |
|--|---|------------------------|--------|
| 4 | Wooden back fixing brackets left/right | | |
|  | | Colour variants | |
| | | OG-M | Nickel |
| | | Steel | |
| | Height C | ZB7C000S | |

Accessories

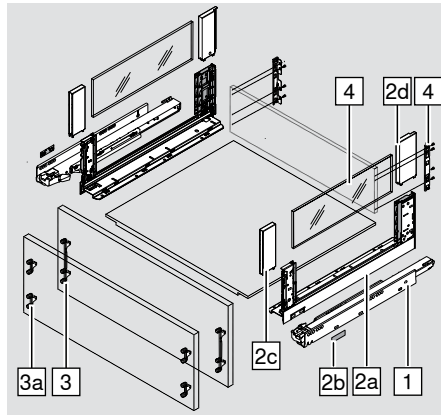
| | | | |
|---|---|--|----------|
| 5 | Fixing screws for front fixing brackets | | |
|  | Ø 3.5 x 15 mm | | 609.1500 |
| | Ø 3.5 x 17 mm | | 609.1700 |
| 6 | Fixing screws for wooden back fixings and drawer sides with drawer base | | |
|  | Ø 4 x 15 mm | | 61D.1500 |
| | In order to achieve optimal assembly, we recommend that you use flat headed screws. | | |

LEGRABOX free

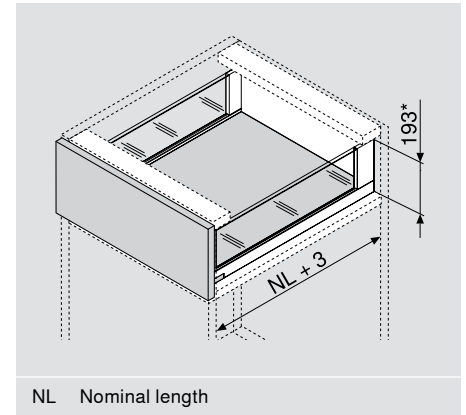


High fronted pull-out – height C

Product



Space requirement



Order specification

| 1 | Cabinet profiles left/right | | | | | | | | |
|---|-----------------------------|-------------|-----------|-------|-----------|-----------|-----------|-------|-----------|
| | Nominal length | BLUMOTION** | | | | TIP-ON | | | |
| | 350 mm | 40 kg | 750.3501B | | 40 kg | 750.3501T | | | |
| | 400 mm | 40 kg | 750.4001B | | 40 kg | 750.4001T | | | |
| | 450 mm | 40 kg | 750.4501B | 70 kg | 753.4501B | 40 kg | 750.4501T | 70 kg | 753.4501T |
| | 500 mm | 40 kg | 750.5001B | 70 kg | 753.5001B | 40 kg | 750.5001T | 70 kg | 753.5001T |
| | 550 mm | 40 kg | 750.5501B | 70 kg | 753.5501B | 40 kg | 750.5501T | 70 kg | 753.5501T |
| | 600 mm | 40 kg | 750.6001B | 70 kg | 753.6001B | 40 kg | 750.6001T | 70 kg | 753.6001T |
| | 650 mm | | | 70 kg | 753.6501B | | | 70 kg | 753.6501T |

| 2 | Drawer side set | | |
|---------------------------|-----------------|-------------------|--------------------|
| | | Consisting of: | |
| 2a Drawer side left/right | | 2c BOXCOVER front | |
| 2b Customer branding | | 2d BOXCOVER back | |
| Colour variants | | | |
| | | OG-M | |
| Nominal length | | Steel | Stainless steel*** |
| 350 mm | | 780C3502S | 780C3502I |
| 400 mm | 780C4002S | 780C4002I | |
| 450 mm | 780C4502S | 780C4502I | |
| 500 mm | 780C5002S | 780C5002I | |
| 550 mm | 780C5502S | 780C5502I | |
| 600 mm | 780C6002S | 780C6002I | |
| 650 mm | 780C6502S | 780C6502I | |

* Incl. 2 mm tilt adjustment


** Suitable for SERVO-DRIVE

*** With anti-fingerprint coating


High fronted pull-out – height C

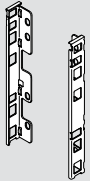
LEGRABOX free

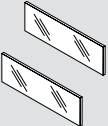


| | | | |
|---|-----------------------------|-----|----------|
| 3 | Front fixing bracket | | |
|  | EXPANDO | 2 x | ZF7C70E2 |
| | Screws | 2 x | ZF7C7002 |

Alternative to 3


| | | | |
|---|-----------------------------|-----|----------|
| 3a | Front fixing bracket | | |
|  | EXPANDO | 4 x | ZF7M70E2 |
| | Screws | 4 x | ZF7M7002 |


| | | | |
|--|---|------------------------|--------|
| 4 | Wooden back fixing brackets left/right | | |
|  | | Colour variants | |
| | | OG-M | Nickel |
| | | Steel | |
| | Height C | ZB7C000S | |

| | | | |
|---|------------------------------------|----------|----------|
| 5 | Glass design element (side) | | |
|  | Nominal length | | |
| | 350 mm | 1 x | ZE7S238G |
| | 400 mm | 1 x | ZE7S288G |
| | 450 mm | 1 x | ZE7S338G |
| | 500 mm | 1 x | ZE7S388G |
| | 550 mm | 1 x | ZE7S438G |
| | 600 mm | 1 x | ZE7S488G |
| 650 mm | 1 x | ZE7S538G | |

Accessories

| | | | |
|---|---|-----|----------|
| 6 | Transportation lock for design element (side) | | |
|  | For transporting pre-assembled design elements (side) | | |
| | | 2 x | 780C0009 |

| | | | |
|---|--|--|----------|
| 7 | Fixing screws for front fixing brackets | | |
|  | Ø 3.5 x 15 mm | | 609.1500 |
| | Ø 3.5 x 17 mm | | 609.1700 |

| | | | |
|---|---|--|----------|
| 8 | Fixing screws for wooden back fixings and drawer sides with drawer base | | |
|  | Ø 4 x 15 mm | | 61D.1500 |
| | In order to achieve optimal assembly, we recommend that you use flat headed screws. | | |

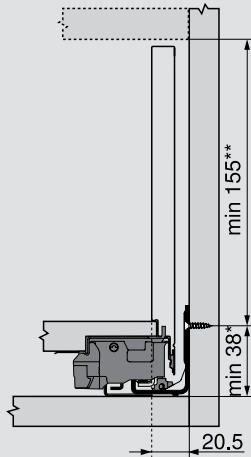
LEGRABOX pure
LEGRABOX free



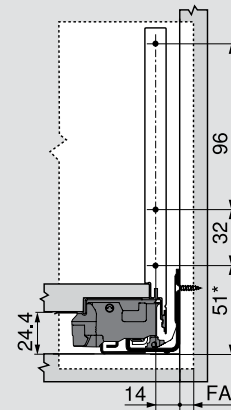
High fronted pull-out – height C

Planning

Space requirements in cabinet

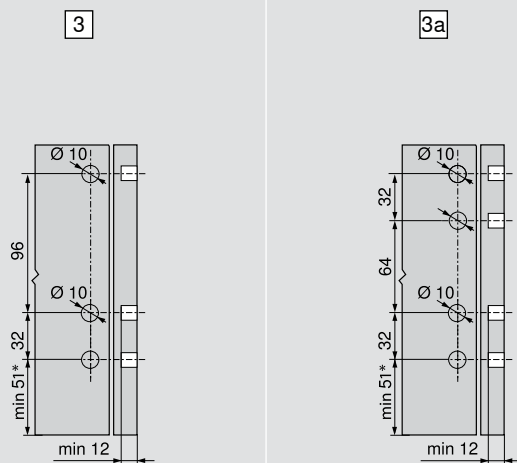


Dimensions for screw-on front

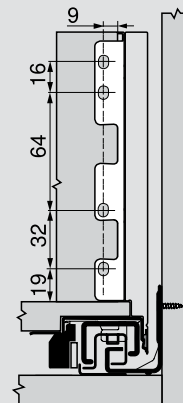


FA Front overlay

Front drilling distances for EXPANDO



Back installation dimensions



* + 1 mm if runners are installed before cabinet is assembled

** Incl. 2 mm tilt adjustment

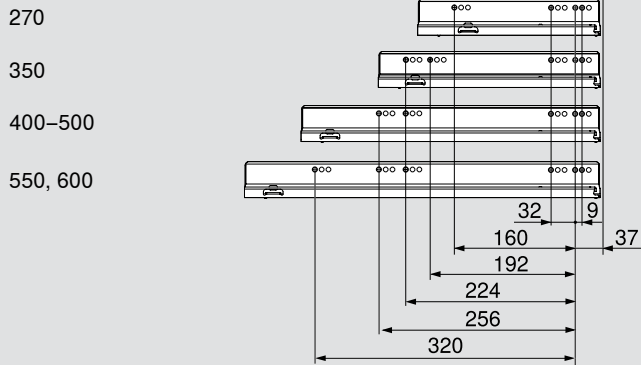
High fronted pull-out – height C

LEGRABOX pure
LEGRABOX free



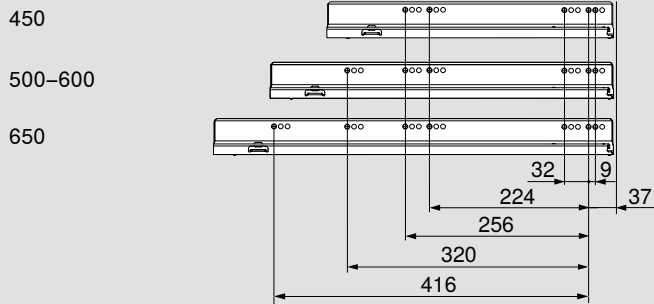
Cabinet profile screw positions – 40 kg

Nominal length NL (mm)



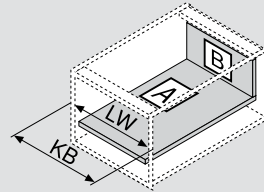
Cabinet profile screw positions – 70 kg

Nominal length NL (mm)

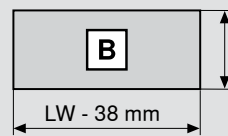


Min. internal cabinet depth = nominal length NL + 3 mm

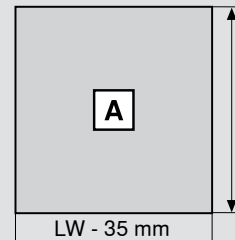
Cutting dimensions for 16 mm chipboard



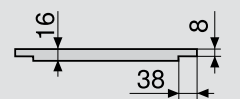
KB Cabinet width
LW Inner cabinet width
NL Nominal length



Back
148 mm

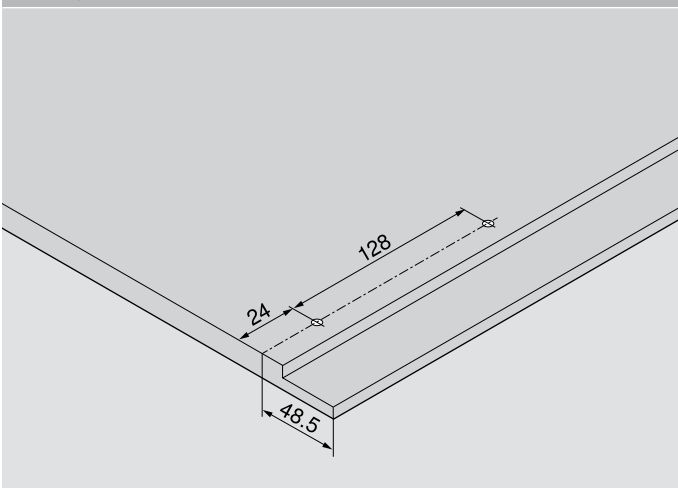


Base
Chipboard back
NL - 10 mm

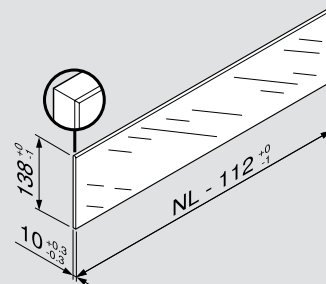


Notch dimensions

Drilling distances base



Glass design element (side) for LEGRABOX free



According to standard (DIN EN 14749 Edition Nov. 2005a) no safety glass is stipulated in combination with LEGRABOX.

The edge is a polished flat-ended edge with a 1 mm +/-0.5 mm bevel.

Page instructions

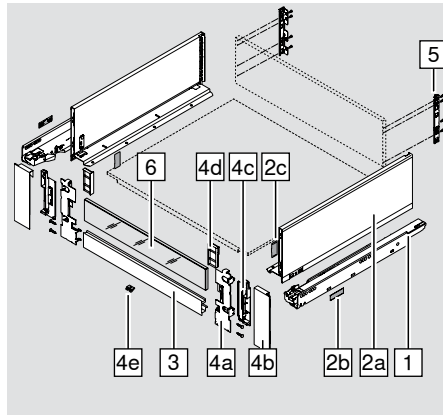
| | |
|----------------------------------|----|
| Accessories | 44 |
| Cabinet profile fixing | 47 |
| Assembly, removal and adjustment | 50 |

LEGRABOX pure

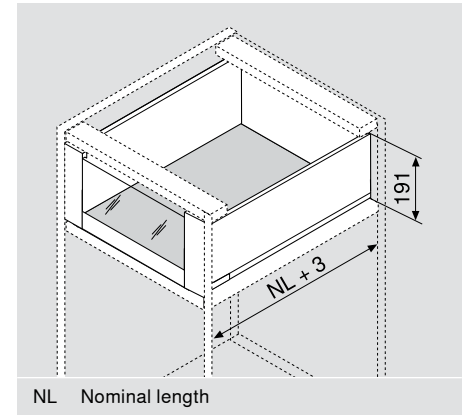


Inner pull-out – height C – front piece with a high or low design element

Product



Space requirement



Order specification

| 1 | Cabinet profiles left/right | | | | | | | | |
|---|-----------------------------|------------|-----------|-----------|-----------|-----------|-----------|-------|-----------|
| | Nominal length | BLUMOTION* | | | | TIP-ON | | | |
| | | 270 mm | 40 kg | 750.2701B | | 40 kg | 750.2701T | | |
| | 350 mm | 40 kg | 750.3501B | | 40 kg | 750.3501T | | | |
| | 400 mm | 40 kg | 750.4001B | | 40 kg | 750.4001T | | | |
| | 450 mm | 40 kg | 750.4501B | 70 kg | 753.4501B | 40 kg | 750.4501T | 70 kg | 753.4501T |
| | 500 mm | 40 kg | 750.5001B | 70 kg | 753.5001B | 40 kg | 750.5001T | 70 kg | 753.5001T |
| | 550 mm | 40 kg | 750.5501B | 70 kg | 753.5501B | 40 kg | 750.5501T | 70 kg | 753.5501T |
| | 600 mm | 40 kg | 750.6001B | 70 kg | 753.6001B | 40 kg | 750.6001T | 70 kg | 753.6001T |
| | 650 mm | | | 70 kg | 753.6501B | | | 70 kg | 753.6501T |

| 2 | Drawer side set | | |
|----------------|-----------------|------------------------|-------------------|
| | | Consisting of: | |
| 2a | | Drawer side left/right | |
| 2b | | Customer branding | |
| 2c | | Cover caps | |
| | | Colour variants | |
| | | OG-M | |
| Nominal length | | Steel | Stainless steel** |
| 270 mm | | 770C2702S | 770C2702I |
| 350 mm | | 770C3502S | 770C3502I |
| 400 mm | | 770C4002S | 770C4002I |
| 450 mm | 770C4502S | 770C4502I | |
| 500 mm | 770C5002S | 770C5002I | |
| 550 mm | 770C5502S | 770C5502I | |
| 600 mm | 770C6002S | 770C6002I | |
| 650 mm | 770C6502S | 770C6502I | |

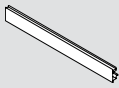
* Suitable for SERVO-DRIVE

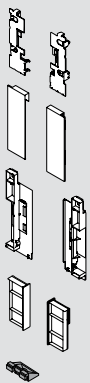
** With anti-fingerprint coating

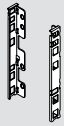
Inner pull-out – height C – front piece with a high or low design element


LEGRABOX pure




| | | |
|--|----------------------------------|------------------------|
|  | 3 Front piece with groove | |
| | Colour variants | |
| | OG-M | Nickel matt |
| | Aluminium | |
| For cutting to size | ZV7.1043MN1 | |
| Cutting | LW - 126 mm | LW Inner cabinet width |


| | | |
|--|--|--|
|  | 4 Front piece set | |
| | Consisting of: | |
| | 4a Front fixing left / right | |
| | 4b Outer cover caps left/right | |
| | 4c Interior cover cap left/right | |
| | 4d Adapter piece for low design element left/right | |
| | 4e Locking piece | |
| | 4f Screws | |
| Colour variants | | |
| OG-M | Nickel matt | |
| Steel | Stainless steel* | |
| ZI7.2CS0 | ZI7.2CI0 | |

| | | |
|---|---|--------|
|  | 5 Wooden back fixing brackets left/right | |
| | Colour variants | |
| | OG-M | Nickel |
| | Steel | |
| Height C | ZB7C000S | |

| | | |
|---|---|----------------------|
|  | 6 High glass design element (for inner pull-out front) | |
| | Individually cut to size | Side panel thickness |
| | Cabinet width | 15 and 16 mm |
| | 1200 mm | 1 x ZE7W1088G |

| | | |
|---|--|----------------------|
|  | 6 Low glass design element (for inner pull-out front) | |
| | Individually cut to size | Side panel thickness |
| | Cabinet width | 15 and 16 mm |
| | 1200 mm | 1 x ZE7V1088G |

Accessories

| | | |
|---|--|----------|
|  | 7 Fixing screws for wooden back fixings and drawer sides with drawer base | |
| | Ø 4 x 15 mm | 61D.1500 |
| In order to achieve optimal assembly, we recommend that you use flat headed screws. | | |

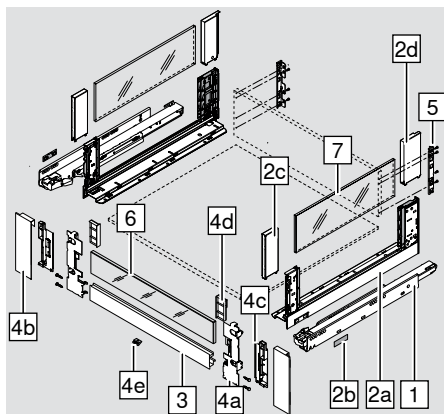
* With anti-fingerprint coating

LEGRABOX free

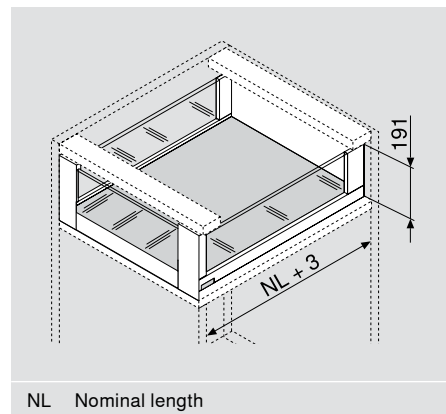


Inner pull-out – height C – front piece with a high or low design element

Product



Space requirement



Order specification

| 1 | Cabinet profiles left/right | | | | | | | | |
|---|-----------------------------|------------|-----------|-----------|-----------|-----------|-----------|-------|-----------|
| | Nominal length | BLUMOTION* | | | | TIP-ON | | | |
| | | 350 mm | 40 kg | 750.3501B | | 40 kg | 750.3501T | | |
| | 400 mm | 40 kg | 750.4001B | | 40 kg | 750.4001T | | | |
| | 450 mm | 40 kg | 750.4501B | 70 kg | 753.4501B | 40 kg | 750.4501T | 70 kg | 753.4501T |
| | 500 mm | 40 kg | 750.5001B | 70 kg | 753.5001B | 40 kg | 750.5001T | 70 kg | 753.5001T |
| | 550 mm | 40 kg | 750.5501B | 70 kg | 753.5501B | 40 kg | 750.5501T | 70 kg | 753.5501T |
| | 600 mm | 40 kg | 750.6001B | 70 kg | 753.6001B | 40 kg | 750.6001T | 70 kg | 753.6001T |
| | 650 mm | | | 70 kg | 753.6501B | | | 70 kg | 753.6501T |

| 2 | Drawer side set | | |
|---------------------------|-----------------|-------------------|-------------------|
| | | Consisting of: | |
| 2a drawer side left/right | | 2c BOXCOVER front | |
| 2b customer branding | | 2d BOXCOVER back | |
| Colour variants | | | |
| | | OG-M | |
| Nominal length | | Steel | Stainless steel** |
| 350 mm | | 780C3502S | 780C3502I |
| 400 mm | | 780C4002S | 780C4002I |
| 450 mm | | 780C4502S | 780C4502I |
| 500 mm | | 780C5002S | 780C5002I |
| 550 mm | 780C5502S | 780C5502I | |
| 600 mm | 780C6002S | 780C6002I | |
| 650 mm | 780C6502S | 780C6502I | |

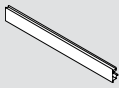
* Suitable for SERVO-DRIVE

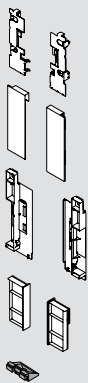
** With anti-fingerprint coating

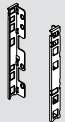
Inner pull-out – height C – front piece with a high or low design element


LEGRABOX free




| | | |
|--|----------------------------------|------------------------|
|  | 3 Front piece with groove | |
| | Colour variants | |
| | OG-M | Nickel matt |
| | Aluminium | |
| For cutting to size | ZV7.1043MN1 | |
| Cutting | LW - 126 mm | LW Inner cabinet width |

| | | |
|--|--|--|
|  | 4 Front piece set | |
| | Consisting of: | |
| | 4a Front fixing left / right | |
| | 4b Outer cover caps left/right | |
| | 4c Interior cover cap left/right | |
| | 4d Adapter piece for low design element left/right | |
| | 4e Locking piece | |
| | 4f Screws | |
| Colour variants | | |
| OG-M | Nickel matt | |
| Steel | Stainless steel* | |
| ZI7.2CS0 | ZI7.2CI0 | |

| | | |
|---|---|--------|
|  | 5 Wooden back fixing brackets left/right | |
| | Colour variants | |
| | OG-M | Nickel |
| | Steel | |
| Height C | ZB7C000S | |

| | | |
|---|---|----------------------|
|  | 6 High glass design element (for inner pull-out front) | |
| | Individually cut to size | Side panel thickness |
| | Cabinet width | 15 and 16 mm |
| 1200 mm | 1 x | ZE7W1088G |

| | | |
|---|--|----------------------|
|  | 6 Low glass design element (for inner pull-out front) | |
| | Individually cut to size | Side panel thickness |
| | Cabinet width | 15 and 16 mm |
| 1200 mm | 1 x | ZE7W1088G |

* With anti-fingerprint coating

LEGRABOX free



Inner pull-out – height C – front piece with a high or low design element

Order specification

| 7 | Glass design element (side) | | |
|---|-----------------------------|-----|----------|
| | Nominal length | | |
| | 350 mm | 1 x | ZE7S238G |
| | 400 mm | 1 x | ZE7S288G |
| | 450 mm | 1 x | ZE7S338G |
| | 500 mm | 1 x | ZE7S388G |
| | 550 mm | 1 x | ZE7S438G |
| | 600 mm | 1 x | ZE7S488G |
| | 650 mm | 1 x | ZE7S538G |

Accessories

| 8 | Transportation lock for design element (side) | | |
|---|---|-----|----------|
| | For transporting pre-assembled design elements (side) | | |
| | | 2 x | 780C0009 |

| 9 | Fixing screws for wooden back fixings and drawer sides with drawer base | | |
|---|---|--|----------|
| | Ø 4 x 15 mm | | 61D.1500 |
| | In order to achieve optimal assembly, we recommend that you use flat headed screws. | | |

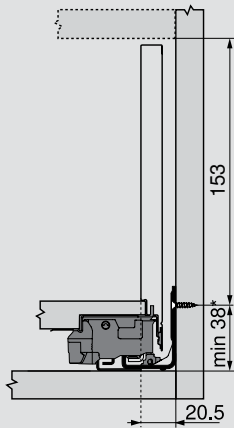
Inner pull-out – height C – front piece with a high or low design element

LEGRABOX pure
LEGRABOX free

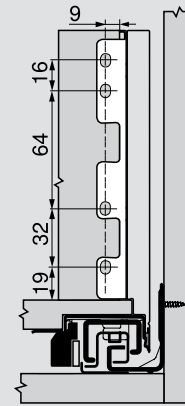


Planning

Space requirements in cabinet

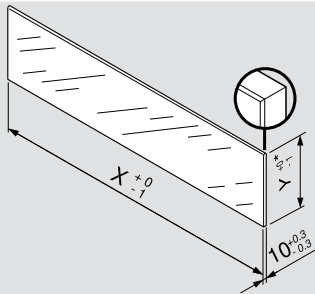


Back installation dimensions



Cutting dimensions for glass

Glass design element (for inner pull-out front)

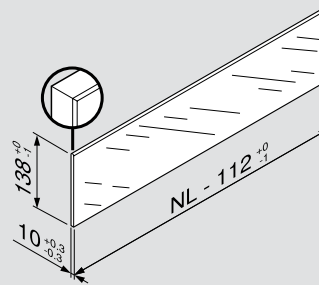


$X = LW - 80 \text{ mm}$

*Y = Low design element: 70 mm

*Y = High design element: 138 mm

Glass design element (side) for LEGRABOX free



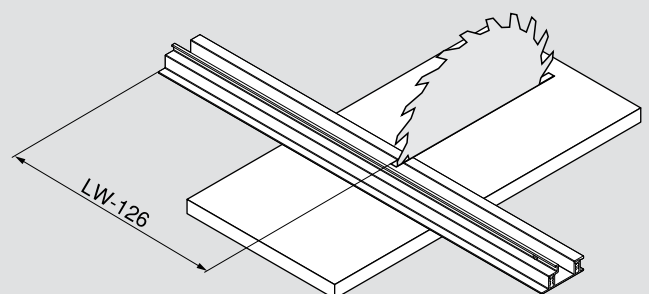
According to standard (DIN EN 14749 Edition Nov. 2005) no safety glass is stipulated in combination with LEGRABOX. The edge is a polished flat-ended edge with a 1 mm ± 0.5 mm bevel.

Glass cutter set



65.8000

Cutting – Front piece with groove



* + 1 mm if runners are installed before cabinet is assembled

LEGRABOX pure
LEGRABOX free

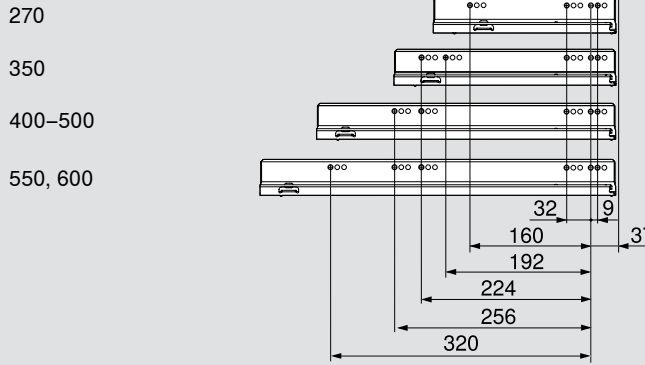


Inner pull-out – height C – front piece with a high or low design element

Planning

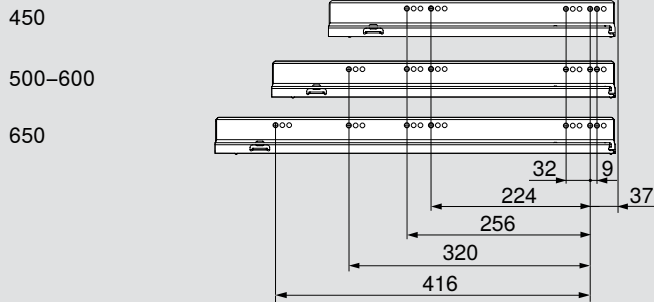
Cabinet profile screw positions – 40 kg

Nominal length NL (mm)



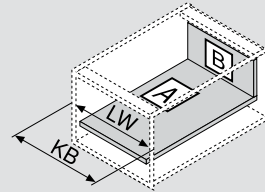
Cabinet profile screw positions – 70 kg

Nominal length NL (mm)

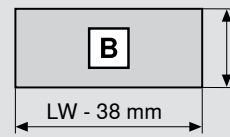


Min. internal cabinet depth = nominal length NL + 3 mm

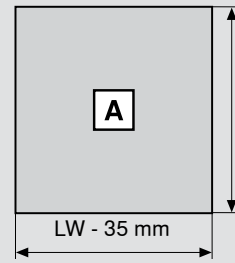
Cutting dimensions for 16 mm chipboard



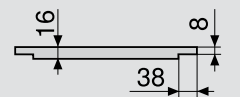
- KB Cabinet width
- LW Inner cabinet width
- NL Nominal length



Back
148 mm

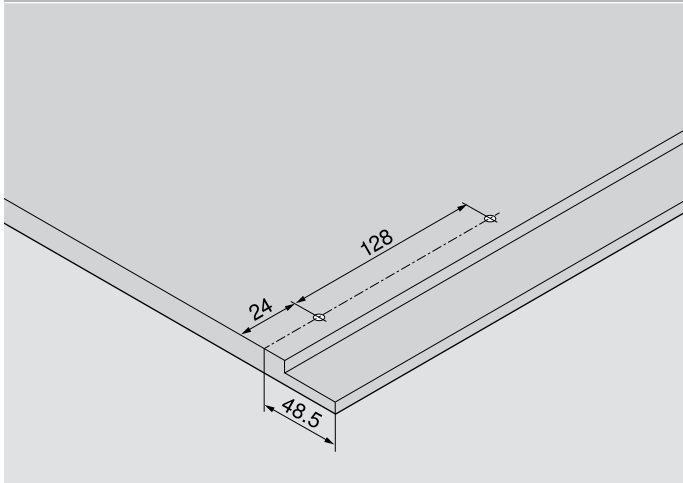


Base
Chipboard back
NL - 10 mm

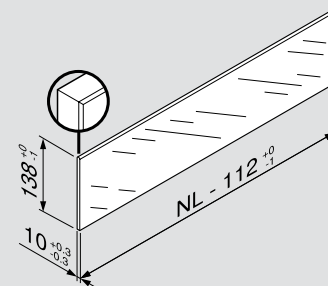


Notch dimensions

Drilling distances base



Glass design element (side) for LEGRABOX free



According to standard (DIN EN 14749 Edition Nov. 2005) no safety glass is stipulated in combination with LEGRABOX.

The edge is a polished flat-ended edge with a 1 mm +/-0.5 mm bevel.

Page instructions

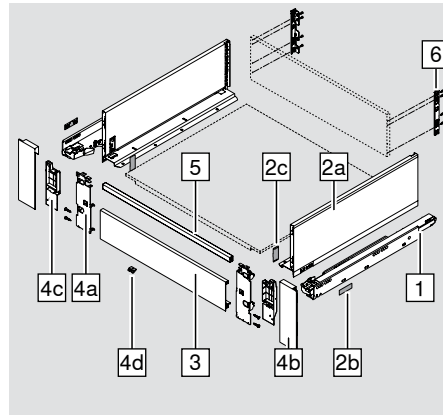
| | |
|----------------------------------|----|
| Accessories | 44 |
| Cabinet profile fixing | 47 |
| Assembly, removal and adjustment | 50 |

Inner pull-out – height C – front piece with gallery

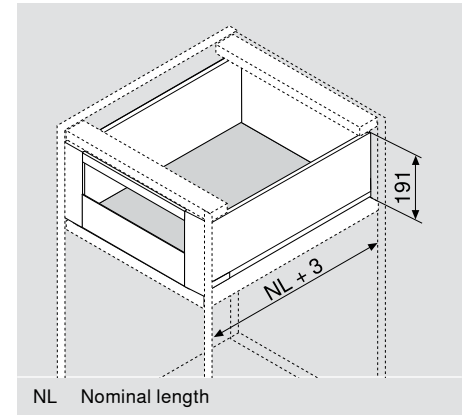
LEGRABOX pure



Product



Space requirement



Order specification

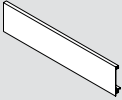
| 1 | Cabinet profiles left/right | | | | | | | | |
|---|-----------------------------|------------|-----------|-----------|-----------|-----------|-----------|-------|-----------|
| | Nominal length | BLUMOTION* | | | | TIP-ON | | | |
| | | 270 mm | 40 kg | 750.2701B | | 40 kg | 750.2701T | | |
| | 350 mm | 40 kg | 750.3501B | | 40 kg | 750.3501T | | | |
| | 400 mm | 40 kg | 750.4001B | | 40 kg | 750.4001T | | | |
| | 450 mm | 40 kg | 750.4501B | 70 kg | 753.4501B | 40 kg | 750.4501T | 70 kg | 753.4501T |
| | 500 mm | 40 kg | 750.5001B | 70 kg | 753.5001B | 40 kg | 750.5001T | 70 kg | 753.5001T |
| | 550 mm | 40 kg | 750.5501B | 70 kg | 753.5501B | 40 kg | 750.5501T | 70 kg | 753.5501T |
| | 600 mm | 40 kg | 750.6001B | 70 kg | 753.6001B | 40 kg | 750.6001T | 70 kg | 753.6001T |
| | 650 mm | | | 70 kg | 753.6501B | | | 70 kg | 753.6501T |


| 2 | Drawer side set | | |
|----------------|-----------------|------------------------|-------------------|
| | | Consisting of: | |
| 2a | | Drawer side left/right | |
| 2b | | Customer branding | |
| 2c | | Cover caps | |
| | | Colour variants | |
| | | OG-M | |
| Nominal length | | Steel | Stainless steel** |
| 270 mm | | 770C2702S | 770C2702I |
| 350 mm | | 770C3502S | 770C3502I |
| 400 mm | | 770C4002S | 770C4002I |
| 450 mm | 770C4502S | 770C4502I | |
| 500 mm | 770C5002S | 770C5002I | |
| 550 mm | 770C5502S | 770C5502I | |
| 600 mm | 770C6002S | 770C6002I | |
| 650 mm | 770C6502S | 770C6502I | |


* Suitable for SERVO-DRIVE

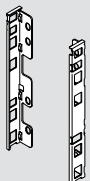
** With anti-fingerprint coating

Order specification


| | | |
|--|-------------------------------------|------------------------|
|  | 3 Front piece without groove | |
| | Colour variants | |
| | OG-M | Nickel matt |
| | Aluminium | |
| | For cutting to size | ZV7.1043C01 |
| Cutting | LW - 126 mm | LW Inner cabinet width |

| | | |
|--|----------------------------------|------------------|
|  | 4 Front piece set | |
| | Consisting of: | |
| | 4a Front fixing left/right | |
| | 4b Outer cover caps left/right | |
| | 4c Interior cover cap left/right | |
| | 4d Locking piece | |
| | 4e Screws | |
| | Colour variants | |
| | OG-M | Nickel matt |
| | Steel | Stainless steel* |
| ZI7.3CS0 | ZI7.3CI0 | |

| | | |
|--|------------------------|------------------------|
|  | 5 Cross gallery | |
| | Colour variants | |
| | OG-M | Nickel matt |
| | Aluminium | |
| | For cutting to size | ZR7.1080U |
| Cutting | LW - 90 mm | LW Inner cabinet width |

| | | |
|---|---|----------|
|  | 6 Wooden back fixing brackets left/right | |
| | Colour variants | |
| | OG-M | Nickel |
| | Steel | |
| | Height C | ZB7C000S |

Accessories

| | | |
|---|--|----------|
|  | 7 Fixing screws for wooden back fixings and drawer sides with drawer base | |
| | Ø 4 x 15 mm | 61D.1500 |
| In order to achieve optimal assembly, we recommend that you use flat headed screws. | | |

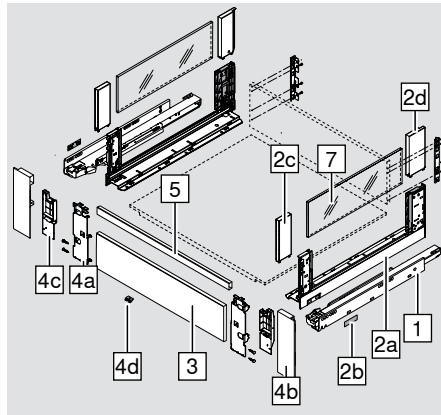
* With anti-fingerprint coating

Inner pull-out – height C – front piece with gallery

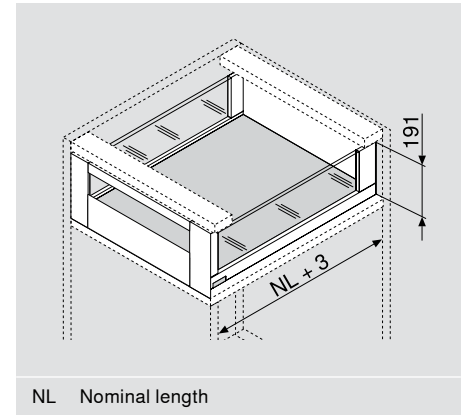
LEGRABOX free



Product



Space requirement



Order specification

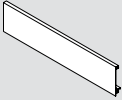
| 1 | Cabinet profiles left/right | | | | | | | | |
|---|-----------------------------|------------|-----------|-----------|-----------|-----------|-----------|-------|-----------|
| | Nominal length | BLUMOTION* | | | | TIP-ON | | | |
| | | 350 mm | 40 kg | 750.3501B | | 40 kg | 750.3501T | | |
| | 400 mm | 40 kg | 750.4001B | | 40 kg | 750.4001T | | | |
| | 450 mm | 40 kg | 750.4501B | 70 kg | 753.4501B | 40 kg | 750.4501T | 70 kg | 753.4501T |
| | 500 mm | 40 kg | 750.5001B | 70 kg | 753.5001B | 40 kg | 750.5001T | 70 kg | 753.5001T |
| | 550 mm | 40 kg | 750.5501B | 70 kg | 753.5501B | 40 kg | 750.5501T | 70 kg | 753.5501T |
| | 600 mm | 40 kg | 750.6001B | 70 kg | 753.6001B | 40 kg | 750.6001T | 70 kg | 753.6001T |
| | 650 mm | | | 70 kg | 753.6501B | | | 70 kg | 753.6501T |


| 2 | Drawer side set | | | |
|---------------------------|-----------------|-------------------|-------------------|--|
| | | Consisting of: | | |
| 2a Drawer side left/right | | 2c BOXCOVER front | | |
| 2b Customer branding | | 2d BOXCOVER back | | |
| Colour variants | | | | |
| | | OG-M | | |
| Nominal length | | Steel | Stainless steel** | |
| 350 mm | | 780C3502S | 780C3502I | |
| 400 mm | | 780C4002S | 780C4002I | |
| 450 mm | | 780C4502S | 780C4502I | |
| 500 mm | | 780C5002S | 780C5002I | |
| 550 mm | 780C5502S | 780C5502I | | |
| 600 mm | 780C6002S | 780C6002I | | |
| 650 mm | 780C6502S | 780C6502I | | |

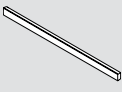
* Suitable for SERVO-DRIVE

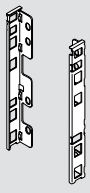
** With anti-fingerprint coating

Order specification

| | | |
|--|-------------------------------------|------------------------|
|  | 3 Front piece without groove | |
| | Colour variants | |
| | OG-M | Nickel matt |
| | Aluminium | |
| | For cutting to size | ZV7.1043C01 |
| Cutting | LW - 126 mm | LW Inner cabinet width |

| | | |
|--|----------------------------------|------------------|
|  | 4 Front piece set | |
| | Consisting of: | |
| | 4a Front fixing left/right | |
| | 4b Outer cover caps left/right | |
| | 4c Interior cover cap left/right | |
| | 4d Locking piece | |
| | 4e Screws | |
| | Colour variants | |
| | OG-M | Nickel matt |
| | Steel | Stainless steel* |
| ZI7.3CS0 | ZI7.3CI0 | |

| | | |
|--|------------------------|------------------------|
|  | 5 Cross gallery | |
| | Colour variants | |
| | OG-M | Nickel matt |
| | Aluminium | |
| | For cutting to size | ZR7.1080U |
| Cutting | LW - 90 mm | LW Inner cabinet width |

| | | |
|---|---|----------|
|  | 6 Wooden back fixing brackets left/right | |
| | Colour variants | |
| | OG-M | Nickel |
| | Steel | |
| | Height C | ZB7C000S |

* With anti-fingerprint coating

Inner pull-out – height C – front piece with gallery

LEGRABOX free



| 7 | Glass design element (side) | | |
|---|-----------------------------|-----|----------|
| | Nominal length | | |
| | 350 mm | 1 x | ZE7S238G |
| | 400 mm | 1 x | ZE7S288G |
| | 450 mm | 1 x | ZE7S338G |
| | 500 mm | 1 x | ZE7S388G |
| | 550 mm | 1 x | ZE7S438G |
| | 600 mm | 1 x | ZE7S488G |
| | 650 mm | 1 x | ZE7S538G |

Accessories

| 8 | Transportation lock for design element (side) | | |
|---|---|-----|----------|
| | For transporting pre-assembled design elements (side) | | |
| | | 2 x | 780C0009 |

| 9 | Fixing screws for wooden back fixings and drawer sides with drawer base | | |
|---|---|--|----------|
| | Ø 4 x 15 mm | | 61D.1500 |
| | In order to achieve optimal assembly, we recommend that you use flat headed screws. | | |

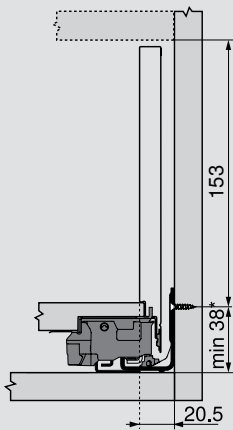
LEGRABOX pure
LEGRABOX free



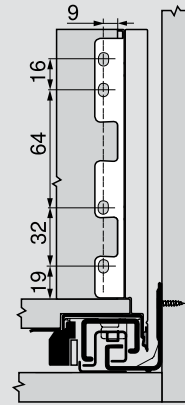
Inner pull-out – height C – front piece with gallery

Planning

Space requirements in cabinet

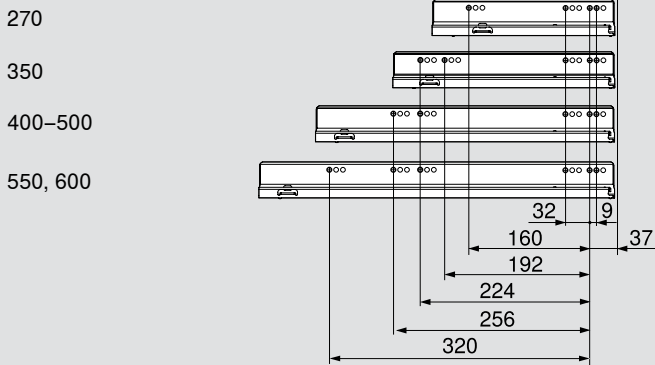


Back installation dimensions



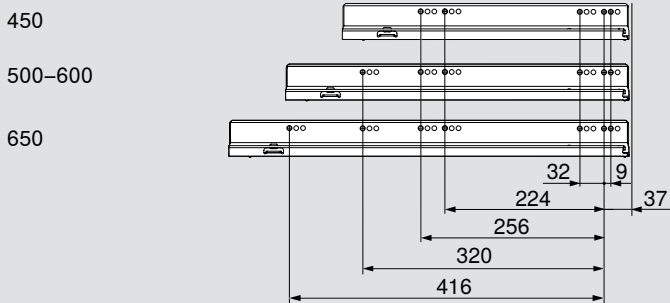
Cabinet profile screw positions – 40 kg

Nominal length NL (mm)



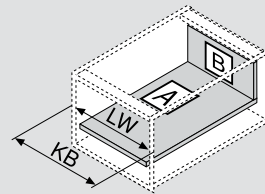
Cabinet profile screw positions – 70 kg

Nominal length NL (mm)

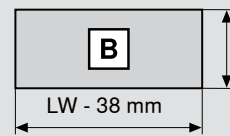


Min. internal cabinet depth = nominal length NL + 3 mm

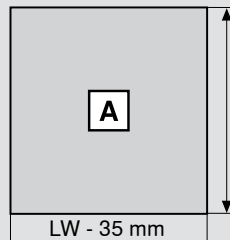
Cutting dimensions for 16 mm chipboard



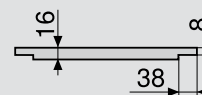
- KB Cabinet width
- LW Inner cabinet width
- NL Nominal length



Back
148 mm



Base
Chipboard back
NL - 10 mm



Notch dimensions

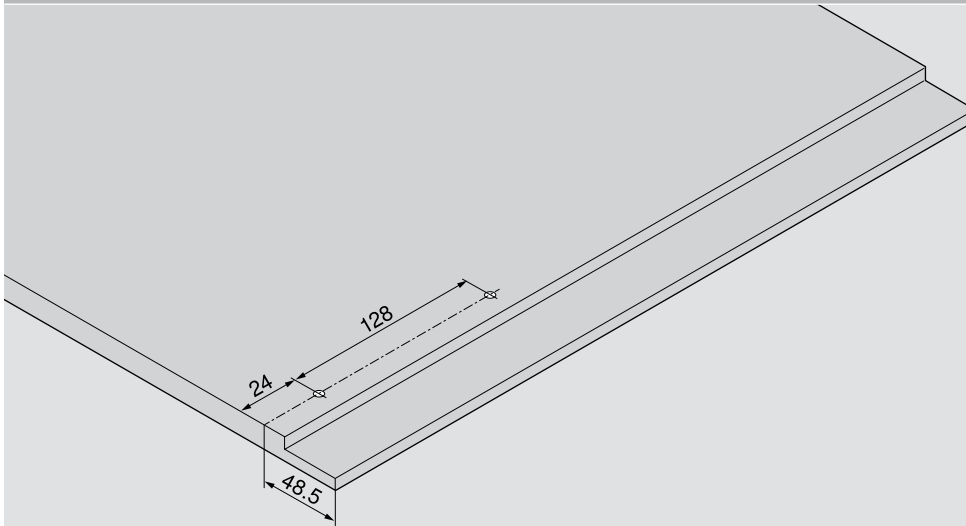
* + 1 mm if runners are installed before cabinet is assembled

Inner pull-out – height C – front piece with gallery

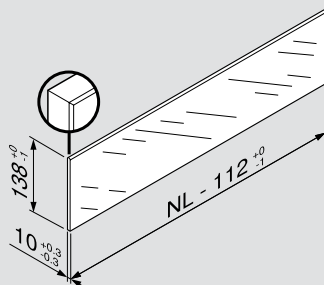
LEGRABOX pure
LEGRABOX free



Drilling distances base



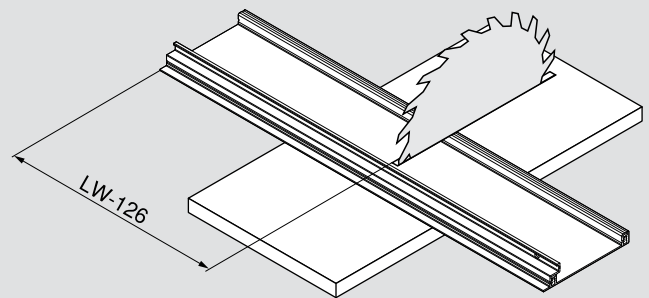
Glass design element (side) for LEGRABOX free



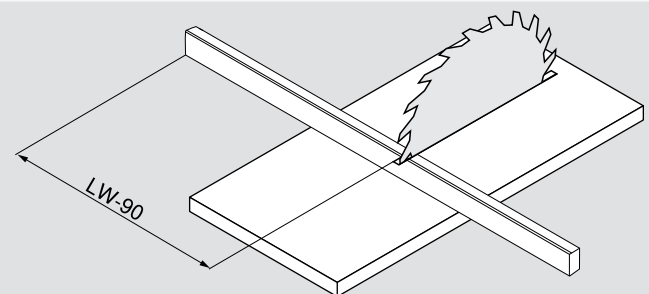
According to standard (DIN EN 14749 Edition Nov. 2005) no safety glass is stipulated in combination with LEGRABOX.

The edge is a polished flat-ended edge with a 1 mm +/-0.5 mm bevel.

Cutting – front piece without groove



Cutting – gallery



Page instructions

| | |
|----------------------------------|----|
| Accessories | 44 |
| Cabinet profile fixing | 47 |
| Assembly, removal and adjustment | 50 |

LEGRABOX pure



Sink pull-out – height C

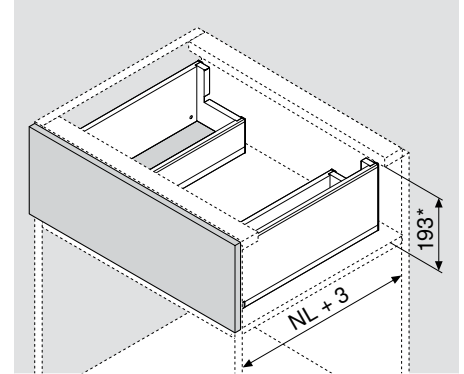
Product



Description

- Sink-pull out solution for optimal use of storage space
- Can be used with standard drawer sides, exterior height C, interior height M
- Steel drawer side orion grey matt and stainless steel (inox)
- Drawer side thickness 12.8 mm
- Parallel interior/external sides
- Synchronised smooth running action
- With integrated BLUMOTION for silent and effortless closing action, can be combined with SERVO-DRIVE
- Or with integrated TIP-ON function
- Tool-free front assembly
- 3-dimensional front setting in the drawer side

Space requirement



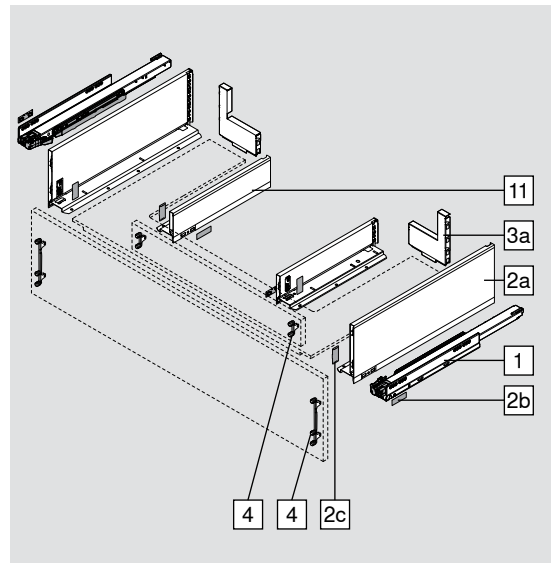
NL Nominal length

* incl. 2 mm tilt adjustment

Order specification

| 1 | Cabinet profiles left/right | | | | | |
|--------|-----------------------------|------------|-----------|-----------|-------|--|
| | Nom. length | BLUMOTION* | | TIP-ON | | |
| | | 40 kg | 70 kg | 40 kg | 70 kg | |
| 350 mm | 750.3501B | | 750.3501T | | | |
| 400 mm | 750.4001B | | 750.4001T | | | |
| 450 mm | 750.4501B | 753.4501B | 750.4501T | 753.4501T | | |
| 500 mm | 750.5001B | 753.5001B | 750.5001T | 753.5001T | | |
| 550 mm | 750.5501B | 753.5501B | 750.5501T | 753.5501T | | |
| 600 mm | 750.6001B | 753.6001B | 750.6001T | 753.6001T | | |
| 650 mm | | 753.6501B | | 753.6501T | | |

* Suitable for SERVO-DRIVE



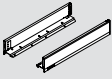
| 2a | Drawer side set | | |
|---------------------------------|------------------------|------------------------|------------------|
| | Consisting of: | | |
| | 2a | Drawer side left/right | |
| | 2b | Customer branding | |
| | 2c | Cover caps | |
| | Colour variants | | |
| | Nom. length | OG-M | |
| | 450 mm | Steel | Stainless steel* |
| | 500 mm | 770C4502S | 770C4502I |
| | 550 mm | 770C5002S | 770C5002I |
| | 600 mm | 770C5502S | 770C5502I |
| 650 mm | 770C6002S | 770C6002I | |
| * With anti-fingerprint coating | 770C6502S | 770C6502I | |

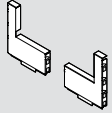
Sink pull-out – height C

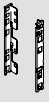
LEGRABOX pure



Order specification


| 11 | Drawer side set | | |
|---|--|--------------------------|--|
|  | Consisting of: | | |
| | 2a | Drawer side left/right | |
| | 2b | Customer branding | |
| | 2c | Ccover caps | |
| | Nom. length | | Colour variants |
| | 350 mm | | OG-M |
| | 400 mm | | Steel Stainless steel ¹⁾ |
| | 450 mm | | 770M3502S 770M3502I |
| | 500 mm | | 770M4002S 770M4002I |
| | Drawer side interior = drawer side exterior – 150 mm | | 770M4502S 770M4502I |
| * With anti-fingerprint coating | | 770M5002S 770M5002I | |


| 3a | Steel back | | |
|---|------------------------|--|--|
|  | Colour variants | | |
| | OG-M | | |
| | Steel | | |
| Height C | ☎ ZB7C129S.6S | | |

| Back fixings bracket left/right | | | |
|---|---|----------|------------------------|
|  | Left/Right should be ordered separately | | Colour variants |
| | | | OG-M NI |
| | | | Steel |
| | Height C | 48 pcs. | ZB7C000S |
| Height M | 48 pcs. | ZB7M000S | |

¹⁾ To stainless steel

Order specification



| 4 | Front fixing brackets | | |
|---|-----------------------|----------|----------|
|  | EXPANDO | 100 pcs. | ZF7C70E2 |
| | Dowel | 100 pcs. | ZF7C7082 |
| | Screw-on | 100 pcs. | ZF7C7002 |

| 4 | Front fixing brackets | | |
|---|-----------------------|----------|----------|
|  | EXPANDO | 100 pcs. | ZF7M70E2 |
| | Dowel | 100 pcs. | ZF7M7082 |
| | Screw-on | 100 pcs. | ZF7M7002 |

Alternative to 4

| 4 | Front fixing brackets | | |
|---|-----------------------|----------|--------------|
|  | EXPANDO | 500 pcs. | 6 x ZF7M70E2 |
| | Dowel | 500 pcs. | 6 x ZF7M7082 |
| | Screw-on | 500 pcs. | 6 x ZF7M7002 |

Accessories

| Fixing screws for front fixing brackets | | | |
|---|---------------|----------|----------|
|  | Ø 3.5 x 15 mm | 100 pcs. | 609.1500 |
| | Ø 3.5 x 17 mm | 100 pcs. | 609.1700 |
| Fixing screws for wooden back fixings and drawer sides with drawer base | | | |
|  | Ø 4 x 15 mm | | 61D.1500 |
| In order to achieve optimal assembly, we recommend that you use flat headed screws. | | | |

Sink pull-out – height C

LEGRABOX free



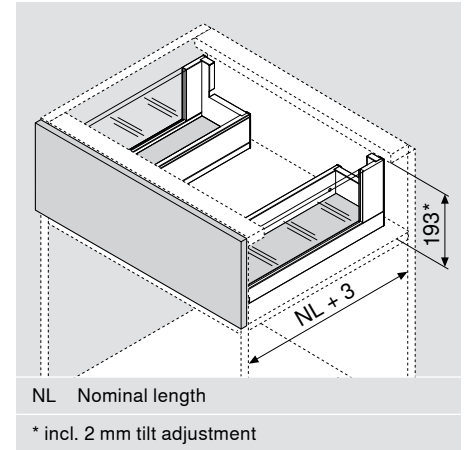
Product



Description

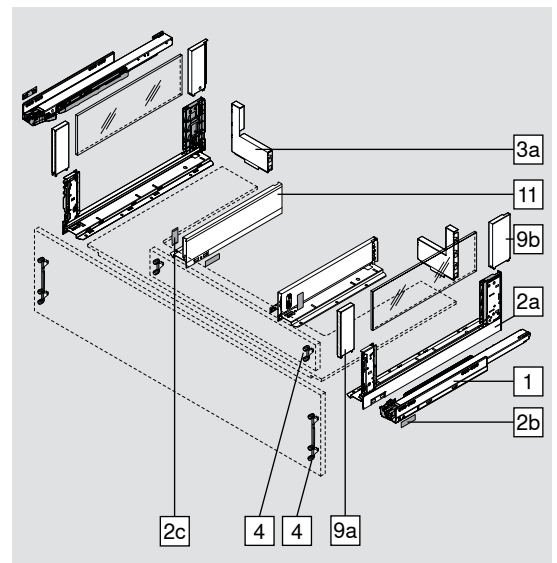
- Sink pull out solution for optimal use of storage space
- Can be used with standard drawer sides, exterior height C, interior height M
- Steel drawer side silk white matt and stainless steel (inox)
- Large side design element
- Drawer side thickness 12.8 mm
- Parallel interior/external sides
- Synchronised smooth running action
- With integrated BLUMOTION for silent and effortless closing action, can be combined with SERVO-DRIVE
- Or with integrated TIP-ON function
- Tool-free front assembly
- 3-dimensional front setting in the drawer side

Space requirement



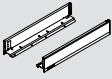
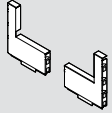
Order specification

| 1 | Cabinet profiles left/right | | | | | |
|----------------------------|-----------------------------|------------|-----------|-----------|-------|--|
| | Nom. length | BLUMOTION* | | TIP-ON | | |
| | | 40 kg | 70 kg | 40 kg | 70 kg | |
| 350 mm | 750.3501B | | 750.3501T | | | |
| 400 mm | 750.4001B | | 750.4001T | | | |
| 450 mm | 750.4501B | 753.4501B | 750.4501T | 753.4501T | | |
| 500 mm | 750.5001B | 753.5001B | 750.5001T | 753.5001T | | |
| 550 mm | 750.5501B | 753.5501B | 750.5501T | 753.5501T | | |
| 600 mm | 750.6001B | 753.6001B | 750.6001T | 753.6001T | | |
| 650 mm | | 753.6501B | | 753.6501T | | |
| * Suitable for SERVO-DRIVE | | | | | | |



| 2a | Drawer side set | |
|--|-----------------|------------------------|
| | Consisting of: | |
| | 2a | Drawer side left/right |
| | 2b | Customer branding |
| | 2c | BOXCOVER front |
| | 2d | BOXCOVER back |
| Nom. length | Colour variants | |
| 450 mm | OG-M | Stainless steel* |
| 500 mm | Steel | |
| 550 mm | 780C4502S | 780C4502I |
| 600 mm | 780C5002S | 780C5002I |
| 650 mm | 780C5502S | 780C5502I |
| Glass is not part of standard components | 780C6002S | 780C6002I |
| * With anti-fingerprint coating | 780C6502S | 780C6502I |

Order specification

| | | | | |
|---|------------------------|------------------------|------------------------|------------------|
| 11 | Drawer side set | | | |
|  | Consisting of: | | | |
| | 2a | Drawer side left/right | | |
| | 2b | Customer branding | | |
| | 2c | Cover caps | Colour variants | |
| | | | OG-M | |
| | Nom. length | | Steel | Stainless steel* |
| | 350 mm | 12 pcs. | 770M3502S | 770M3502I |
| | 400 mm | 12 pcs. | 770M4002S | 770M4002I |
| | 450 mm | 12 pcs. | 770M4502S | 770M4502I |
| | 500 mm | 12 pcs. | 770M5002S | 770M5002I |
| Drawer side interior = drawer side exterior – 150 mm | | | | |
| * With anti-fingerprint coating | | | | |
| 3a | Steel back | | | |
|  | Colour variants | | | |
| | OG-M | | | |
| | Steel | | | |
| | Height C | ☎ ZB7C129S.S6 | | |

* With anti-fingerprint coating


¹) To stainless steel


Sink pull-out – height C


LEGRABOX free



Order specification

| 3b | Back fixings bracket left/right | | |
|---|---|---------|------------------------|
|  | Left/Right should be ordered separately | | Colour variants |
| | | | OG-M |
| | | | Steel |
| | Height C | 48 pcs. | ZB7C000S |
| | Height M | 48 pcs. | ZB7M000S |


| 4 | Front fixing brackets | | |
|---|-----------------------|----------|----------|
|  | EXPANDO | 100 pcs. | ZF7C70E2 |
| | Dowel | 100 pcs. | ZF7C7082 |
| | Screw-on | 100 pcs. | ZF7C7002 |



| 4 | Front fixing brackets | | |
|---|-----------------------|----------|----------|
|  | EXPANDO | 100 pcs. | ZF7M70E2 |
| | Dowel | 100 pcs. | ZF7M7082 |
| | Screw-on | 100 pcs. | ZF7M7002 |

Alternative to 4

| 4 | Front fixing brackets | | |
|---|-----------------------|----------|--------------|
|  | EXPANDO | 500 pcs. | 6 x ZF7M70E2 |
| | Dowel | 500 pcs. | 6 x ZF7M7082 |
| | Screw-on | 500 pcs. | 6 x ZF7M7002 |

Accessories

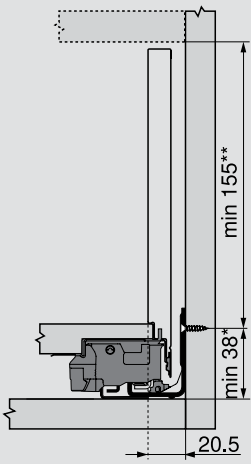
| Transportation lock for design element (side) | | | |
|---|---|---------|----------|
|  | For transporting pre-assembled design elements (side) | | |
| | | 20 pcs. | 780C0009 |

| Fixing screws for front fixing brackets | | | |
|---|---|----------|----------|
|  | Ø 3.5 x 15 mm | 100 pcs. | 609.1500 |
| | Ø 3.5 x 17 mm | 100 pcs. | 609.1700 |
| Fixing screws for wooden back fixings and drawer sides with drawer base | | | |
|  | Ø 4 x 15 mm | | 61D.1500 |
| | In order to achieve optimal assembly, we recommend that you use flat headed screws. | | |

¹⁾ To stainless steel

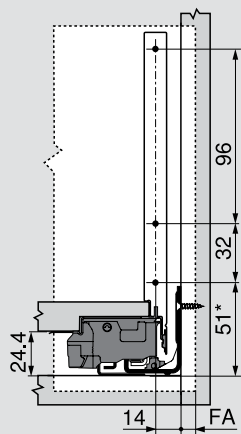
Planning

Space requirements
in cabinet

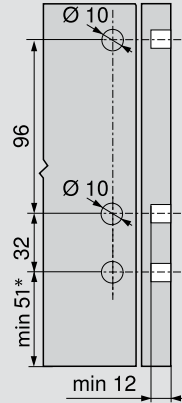


Dimensions
for screw-on front

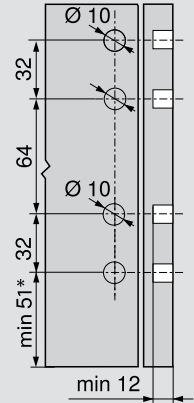
FA Front overlay



Front drilling distances for
EXPANDO/knock-in assembly

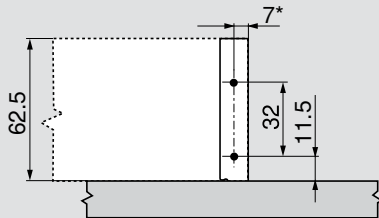


Alternative with ZF7M



* + 1 mm tolerance when assembling horizontal cabinet panel ** incl. 2 mm tilt adjustment

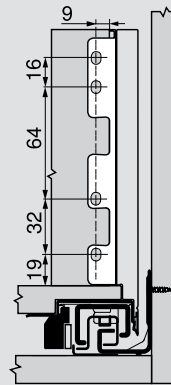
Divider dimensions



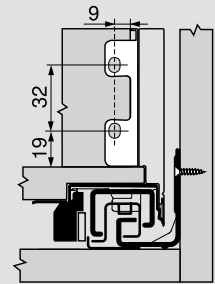
* + 1.5 mm when using ZF7M70E2
* + 3 mm when using ZF7M7082

Back installation dimensions

Height C



Height M



Sink pull-out – height C

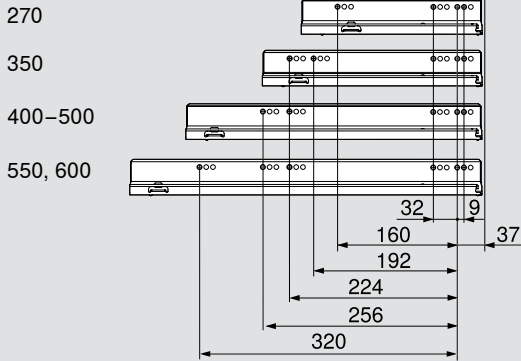
LEGRABOX pure
LEGRABOX free



Planning

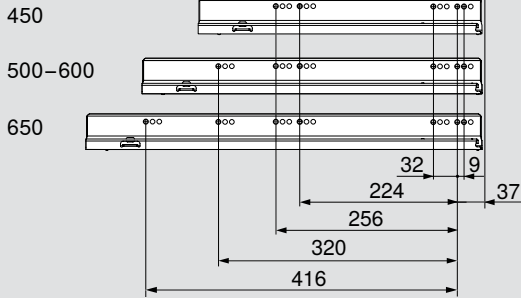
Cabinet profile screw positions – 40 kg

Nominal length NL (mm)



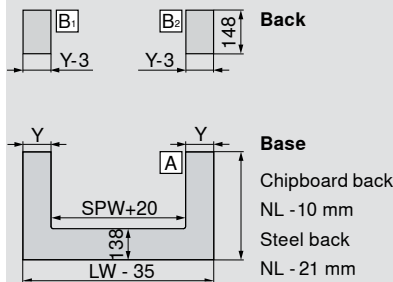
Cabinet profile screw positions – 70 kg

Nominal length NL (mm)

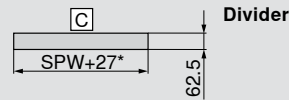


Min. internal cabinet depth = nominal length + 3 mm

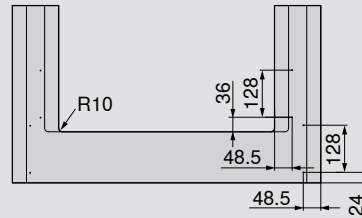
Cutting dim. for 16 mm chipboard



ZB7C129S6.6: Y = 125 mm
ZB7C182S6.6: Y = 178 mm



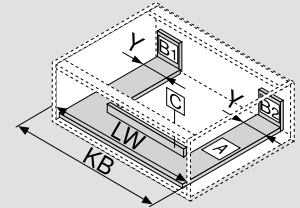
Groove dimensions



* + 3 mm when using ZF7M70E2
* + 6 mm when using ZF7M7082

R Radius

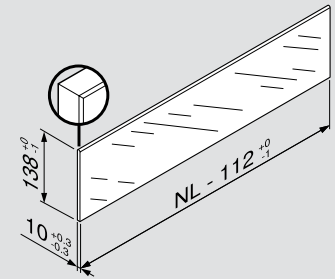
SPW Internal cabinet width between
drawer sides



KB Cabinet width

LW Inner cabinet width

Glass design element (side) for LEGRABOX free



According to standard (DIN EN 14749
Edition Nov. 2005) no safety glass is
stipulated in combination with LEGRABOX.

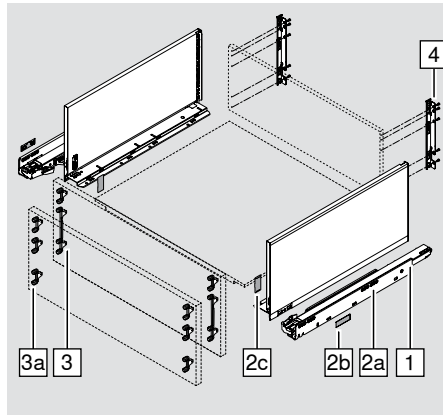
The edge is a polished flat-ended edge
with a 1 mm +/-0.5 mm bevel.

LEGRABOX pure

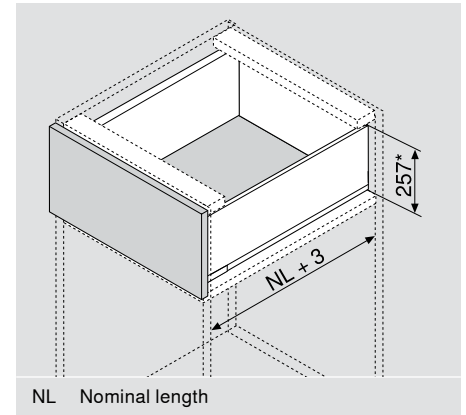


High fronted pull-out – height F

Product



Space requirement



Order specification

| 1 | Cabinet profiles left/right | | | | | | | | |
|---|-----------------------------|-------------|-----------|-------|-----------|--------|-----------|-------|-----------|
| | Nominal length | BLUMOTION** | | | | TIP-ON | | | |
| | 450 mm | 40 kg | 750.4501B | 70 kg | 753.4501B | 40 kg | 750.4501T | 70 kg | 753.4501T |
| | 500 mm | 40 kg | 750.5001B | 70 kg | 753.5001B | 40 kg | 750.5001T | 70 kg | 753.5001T |
| | 550 mm | 40 kg | 750.5501B | 70 kg | 753.5501B | 40 kg | 750.5501T | 70 kg | 753.5501T |
| | 600 mm | 40 kg | 750.6001B | 70 kg | 753.6001B | 40 kg | 750.6001T | 70 kg | 753.6001T |
| | 650 mm | | | 70 kg | 753.6501B | | | 70 kg | 753.6501T |

| 2 | Drawer side set | | |
|----------------|-----------------|------------------------|--------------------|
| | | Consisting of: | |
| 2a | | Drawer side left/right | |
| 2b | | Customer branding | |
| 2c | | Cover caps | |
| | | Colour variants | |
| | | OG-M | |
| Nominal length | | Steel | Stainless steel*** |
| 450 mm | | 770F4502S | 770F4502I |
| 500 mm | 770F5002S | 770F5002I | |
| 550 mm | 770F5502S | 770F5502I | |
| 600 mm | 770F6002S | 770F6002I | |
| 650 mm | 770F6502S | 770F6502I | |

| 3 | Front fixing bracket | | | |
|--------|----------------------|---------|----------|----------------|
| | | EXPANDO | 2 x | ZF7C70E2 |
| Screws | | 2 x | ZF7C7002 | + 2 x ZF7M7002 |

* Incl. 2 mm tilt adjustment

** Suitable for SERVO-DRIVE




*** With anti-fingerprint coating

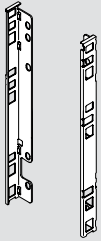
High fronted pull-out – height F

LEGRABOX pure





Alternative to 3

| 3a | Front fixing bracket | | |
|---|----------------------|-----|----------|
|  | EXPANDO | 6 x | ZF7M70E2 |
| | Screws | 6 x | ZF7M7002 |
|  | | | |
|  | | | |

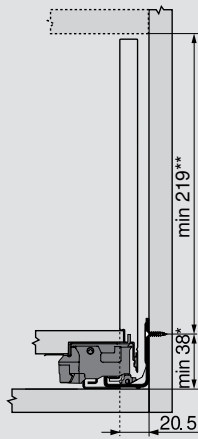
| 4 | Wooden back fixings bracket left/right | | |
|---|--|-----------------|--------|
|  | | Colour variants | |
| | | OG-M | Nickel |
| | | Steel | |
| | Height F | ZB7F000S | |

Accessories

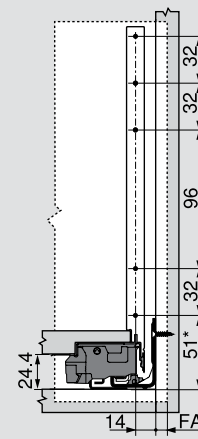
| 5 | Fixing screws for front fixing brackets | | |
|---|---|--|----------|
|  | Ø 3.5 x 15 mm | | 609.1500 |
| | Ø 3.5 x 17 mm | | 609.1700 |
| 6 | Fixing screws for wooden back fixings and drawer sides with drawer base | | |
|  | Ø 4 x 15 mm | | 61D.1500 |
| | In order to achieve optimal assembly, we recommend that you use flat headed screws. | | |

Planning

Space requirements in cabinet

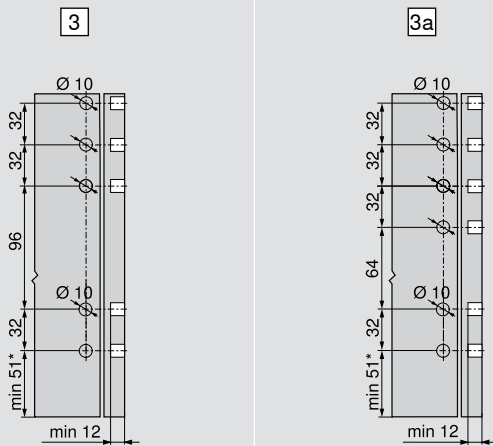


Dimensions for screw-on front

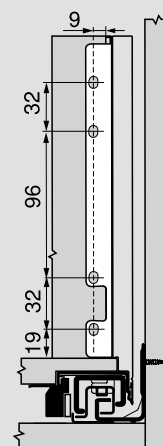


FA Front overlay

Front drilling distances for EXPANDO



Back installation dimensions



* + 1 mm if runners are installed before cabinet is assembled

** Incl. 2 mm tilt adjustment

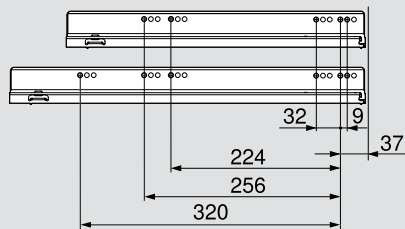


Cabinet profile screw positions – 40 kg

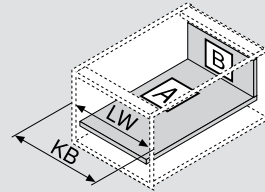
Nominal length NL (mm)

450–500

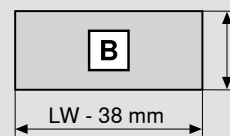
550, 600



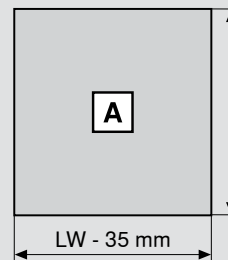
Cutting dimensions for 16 mm chipboard



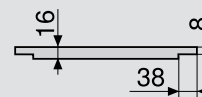
KB Cabinet width
LW Inner cabinet width
NL Nominal length



Back
212 mm



Base
Chipboard back
NL - 10 mm



Notch dimensions

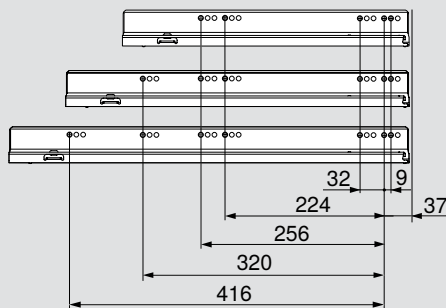
Cabinet profile screw positions – 70 kg

Nominal length NL (mm)

450

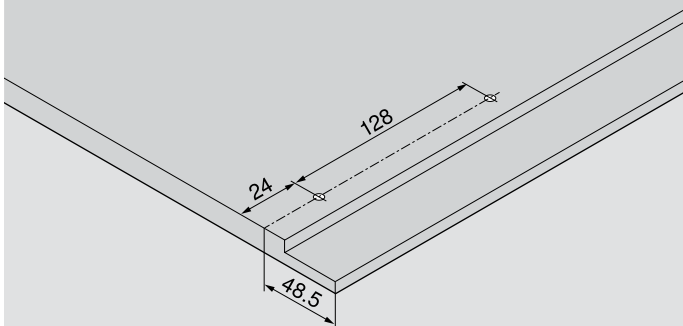
500–600

650



Min. internal cabinet depth = nominal length NL + 3 mm

Drilling distances base

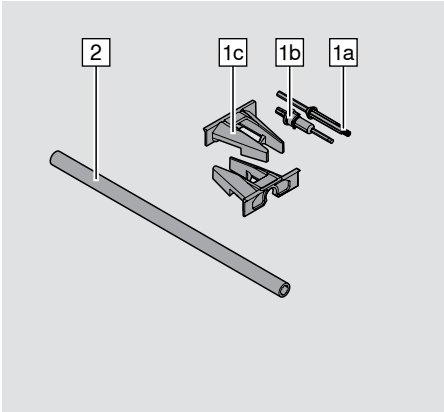


Page instructions

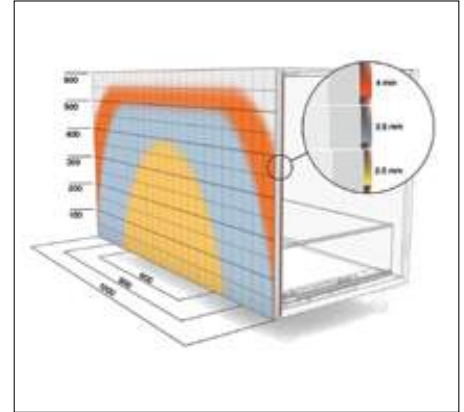
| | |
|----------------------------------|----|
| Accessories | 44 |
| Cabinet profile fixing | 47 |
| Assembly, removal and adjustment | 50 |

Synchronization for TIP-ON

Product



- For secure opening and closing for LEGRABOX with TIP-ON
- For expanding the trigger range on the pull-out front
- Recommended for cabinet widths KB 600 mm and higher
- Front gap 3.5 mm

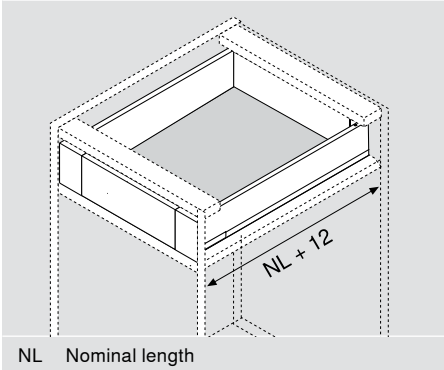


Order specification

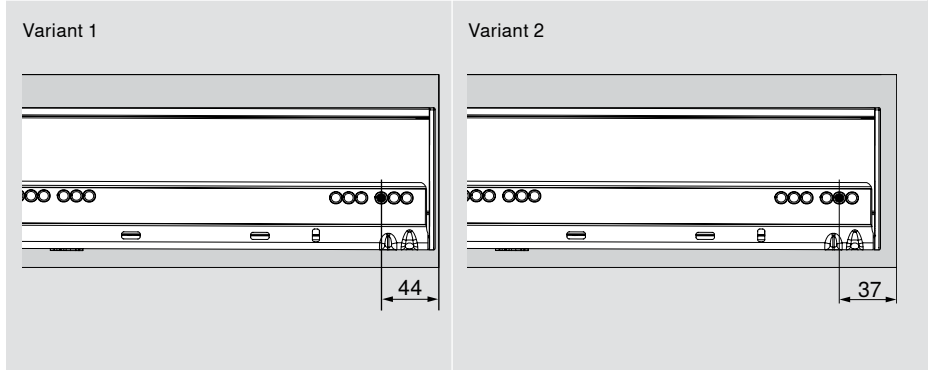
| | | | | |
|--|-------------------------------------|-----------------------------------|---------------------|--------------------|
| | 1 | TIP-ON synchronization set | | |
| | Consisting of: | | | T57.7400.01 |
| | 1a | Locking device | | |
| | 1b | Overload locking device | | |
| | 1c | Attachment | | |
| | 2 | Round shaft | | |
| | Aluminium shaft for cutting to size | | | ZST.1160W |
| | Shaft cutting | KB | Cabinet width | |
| | LW - 229 mm | LW | Inner cabinet width | |

Planning

Space requirement TIP-ON for inner drawers and inner pull-outs



NL Nominal length

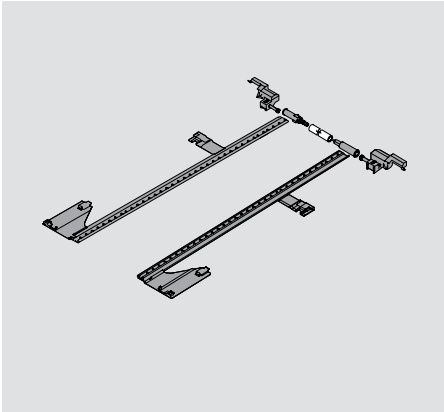


Page instructions

Assembly, removal and adjustment

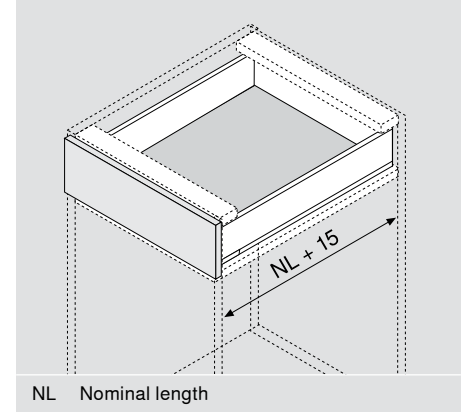
Side stabilizer

Product



- Additional stabilization for extra wide pull-outs
- Recommendation:
Cabinet width 900 up to 1400 mm
- Aluminium shaft suitable for KB 1400 mm, for cutting to size
- Suitable for use in combination with BLUMOTION, SERVO-DRIVE and TIP-ON
- No additional space requirement at the bottom.

Space requirement



Order specification

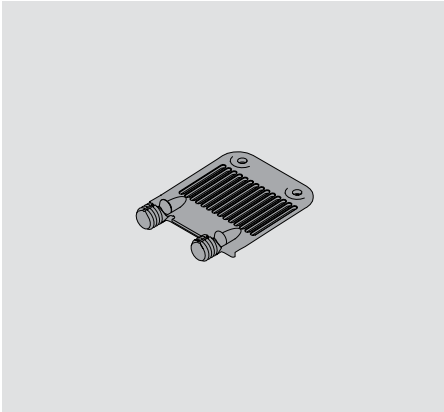
| | | | |
|--|------------------------|------------------------------|-----------|
| | 1 | Side stabilizer | |
| | | Nominal length | |
| | | 250–400 mm | ZS7M400LU |
| | | 450–650 mm | ZS7M650LU |
| | | | |
| | | Shaft cutting | |
| | | LW-295 | |
| | | | |
| | | Toothed strip cutting | |
| | | NL + 10 mm | |
| | | | |
| | LW Inner cabinet width | | |
| | NL Nominal length | | |

Page instructions

Assembly, removal and adjustment

Base stabilizer

Product

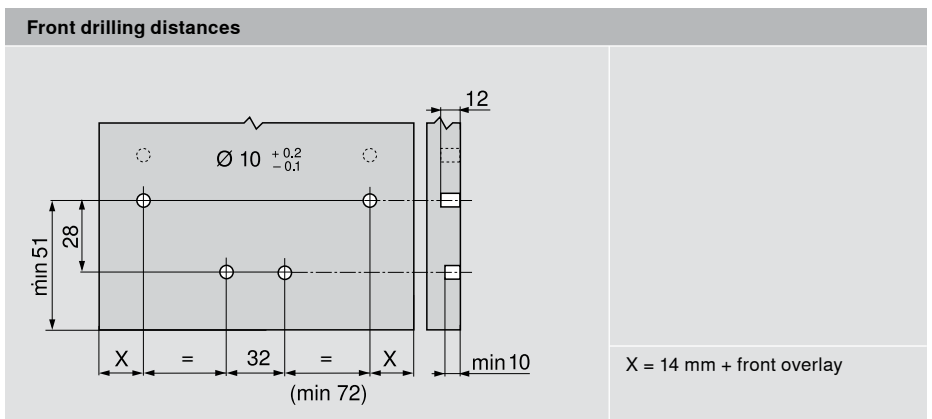
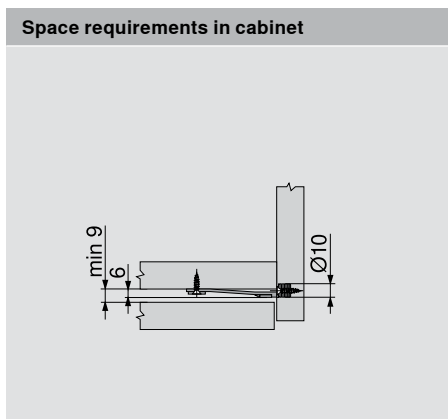


- For stabilizing wide drawer bases
- Reinforces the connection between the base and the front
- Recommendation:
from cabinet width of 900 mm, 1 piece

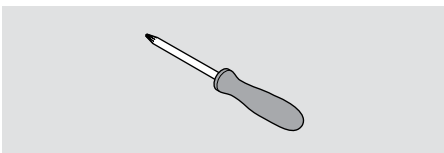
Order specification

| | | |
|---|------------------------|-----------------|
| 1 | Base stabilizer | Z96.10E1 |
| | | |

Planning



TORX screwdriver



- TORX size 20 (T20)
- Blade length 35 / 100 mm
- Total length 100 / 210 mm
- Orange handle with Blum logo
- For adjustment of LEGRABOX

| | | |
|---|-------------------------|------------------|
| 1 | TORX screwdriver | |
| | 100 mm | 623.882.2 |
| | 210 mm | 209.093.7 |

Cabinet profile fixing with BLUMOTION or TIP-ON

LEGRABOX

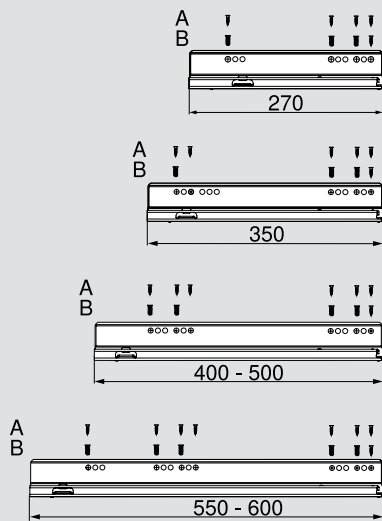


Cabinet profiles with BLUMOTION or TIP-ON

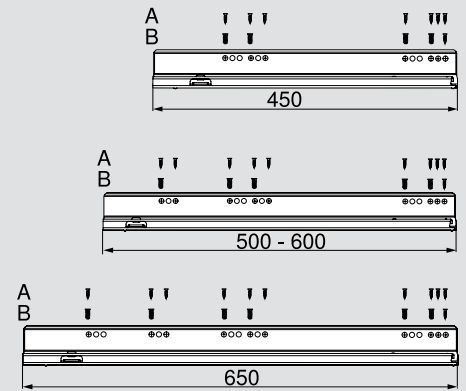
A Chipboard screws: \varnothing 4 x 15 mm

B System screws part no.: 661.145

Cabinet profile 750 – 40 kg



Cabinet profile 753 – 70 kg



LEGRABOX



Assembly devices

Starter kit



Starter kit

This entry level set of assembly devices makes assembly quick and easy.

ZMM.0700.20

Consisting of:

- 1a BOXFIX E-L
- 1b Drilling template for LEGRABOX
- 1c TORX screw driver

BOXFIX P



BOXFIX P

For efficient and simple assembly and screwing of LEGRABOX and TANDEMBOX.

ZMM.2750

Base router



Base router

For easy and precise notching of the drawer base.

M35.7200.NA

Drilling template for LEGRABOX



Drilling template for LEGRABOX

For exact pre-drilling of base and back.

ZML.7000

Universal drilling template




Universal drilling template

The multifunctional assembly device.

ZML.0040.01

Marking template for LEGRABOX


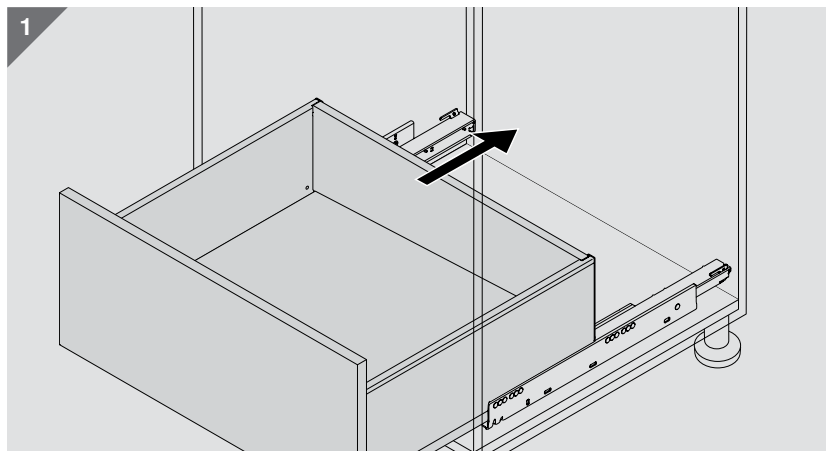
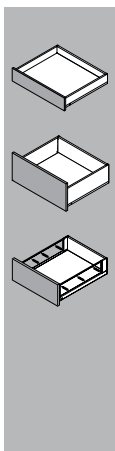
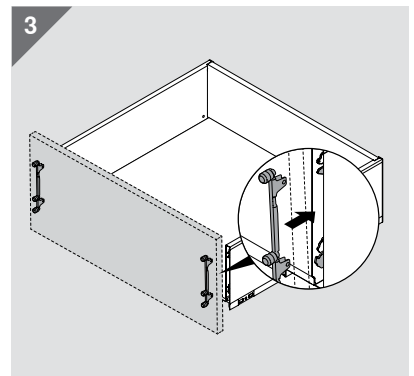
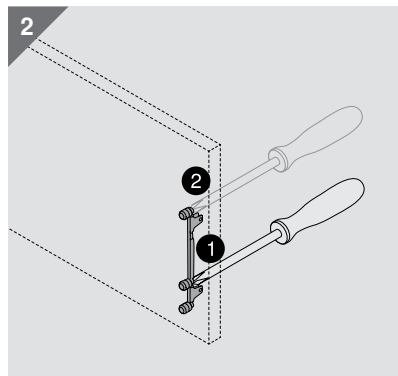
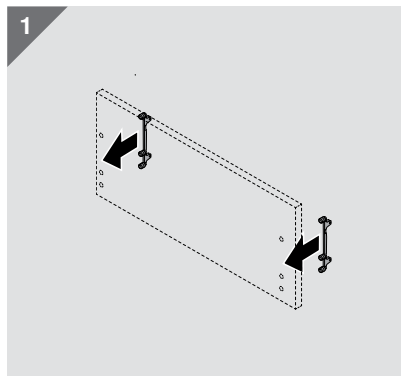
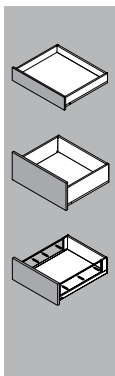
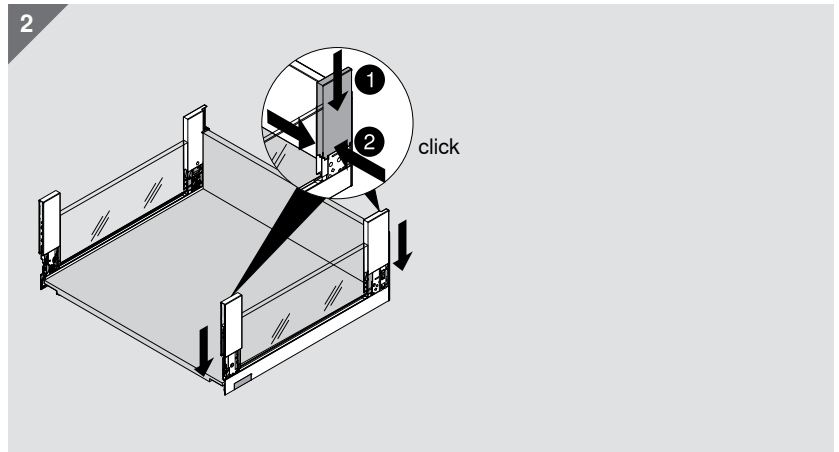
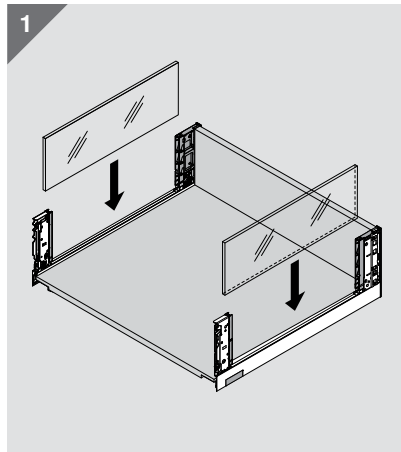
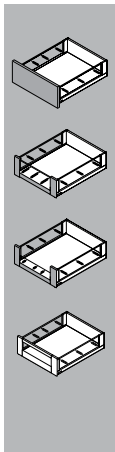
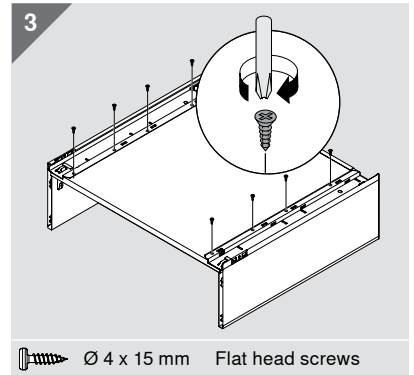
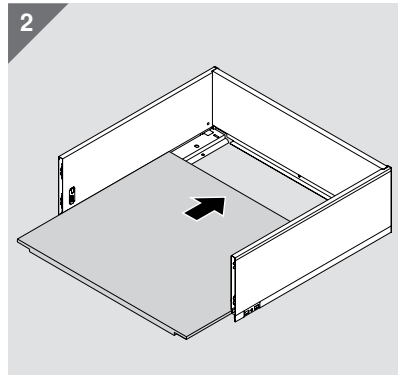
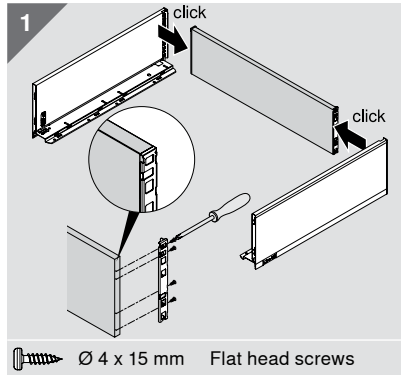
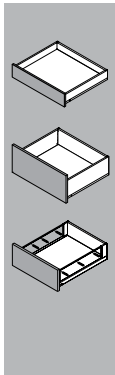


Marking template for LEGRABOX

For precise marking of the front drillings.

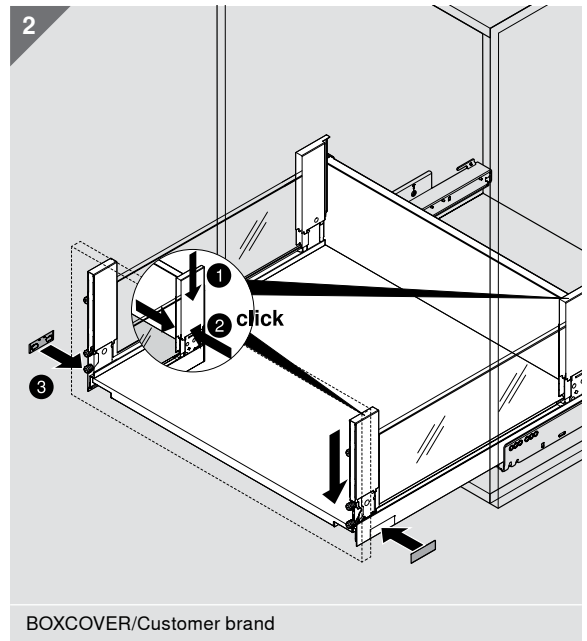
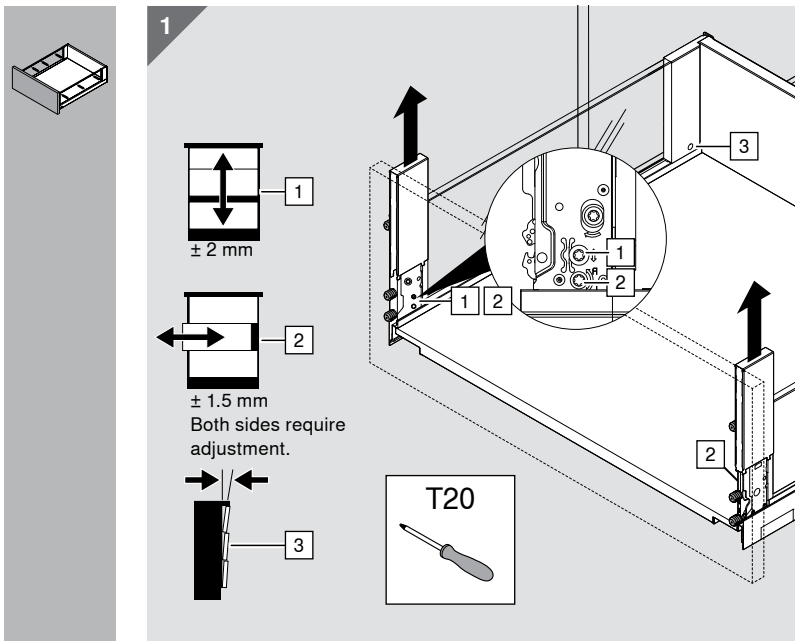
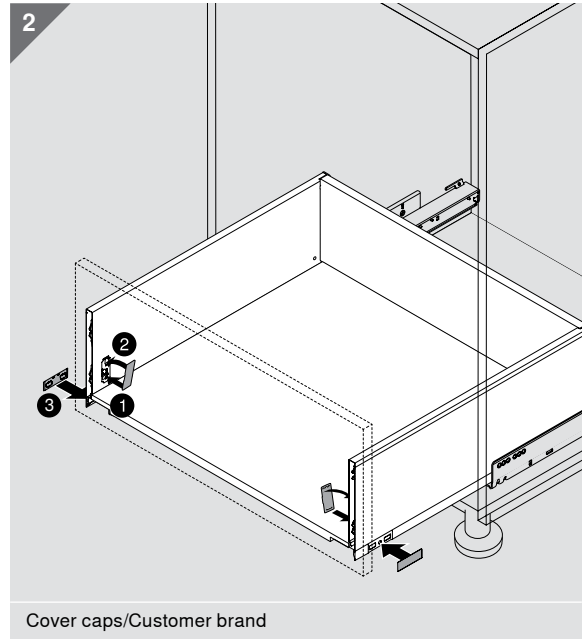
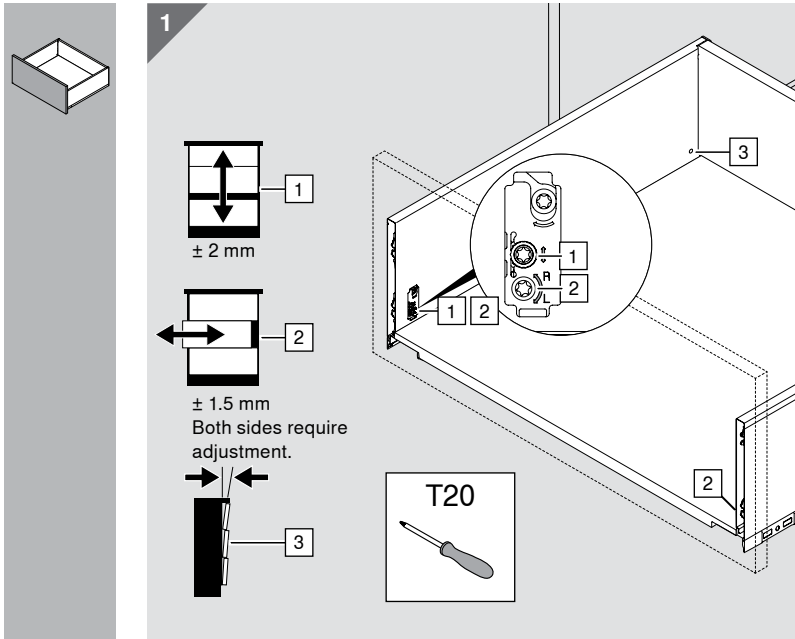
ZML.3710

Assembly and adjustment

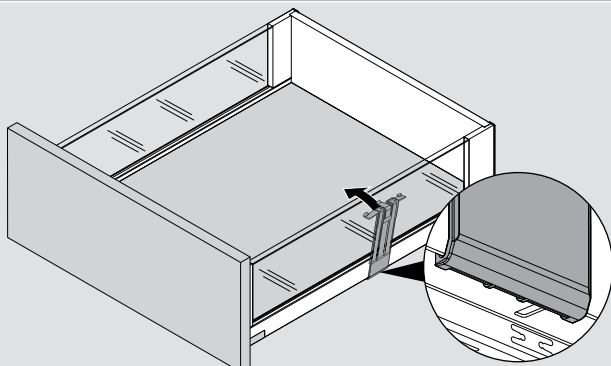


View assembly film
www.blum.com/videoslegrabox

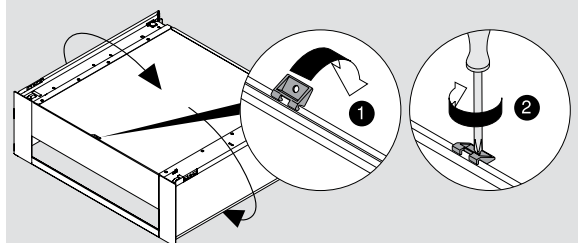
Assembly and adjustment



Transportation lock

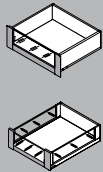


Locking piece



Starting with cabinet width 600 mm

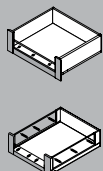
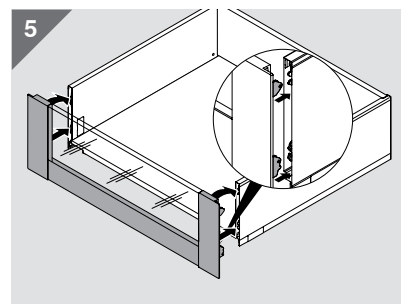
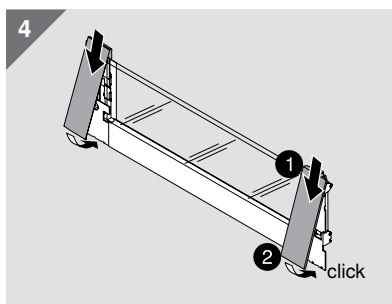
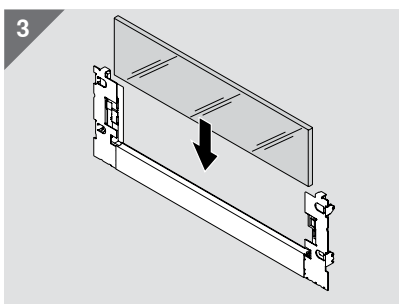
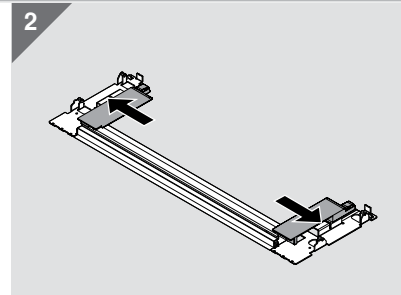
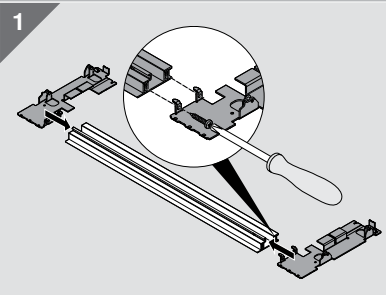
Assembly and adjustment



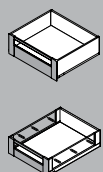
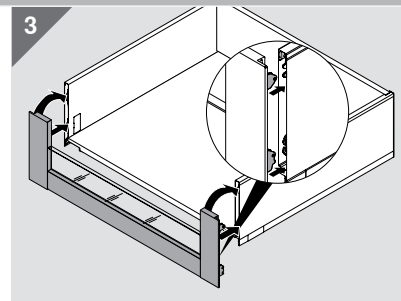
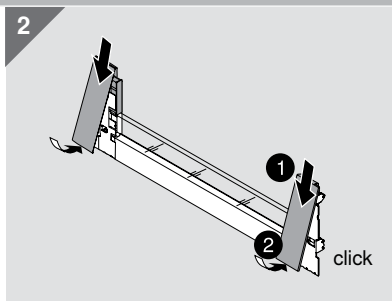
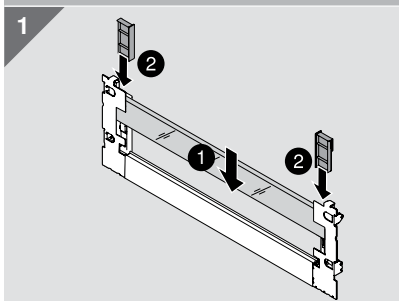
Inner pull-out height C | Front piece with design element



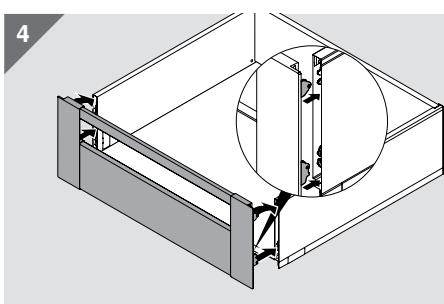
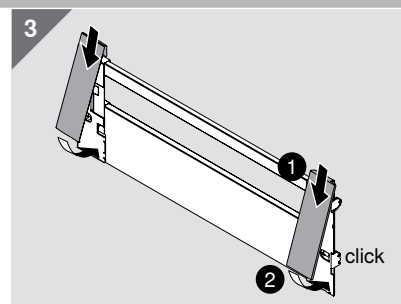
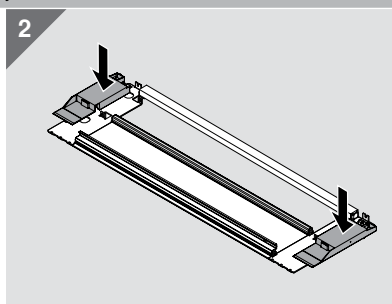
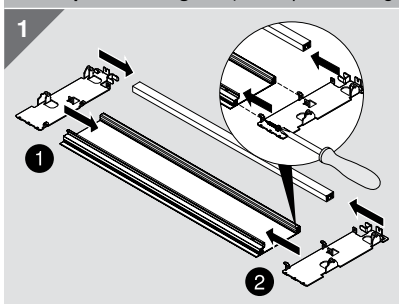
View assembly film
www.blum.com/videoslegrabox



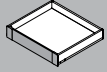
Inner pull-out height C | Front piece with low design element




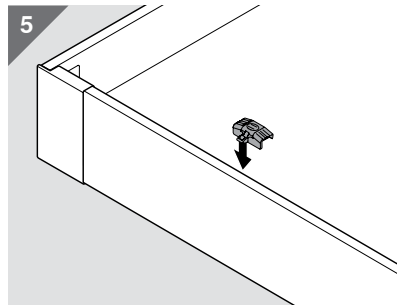
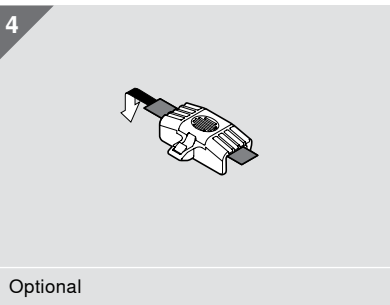
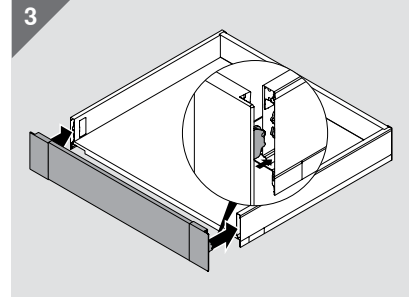
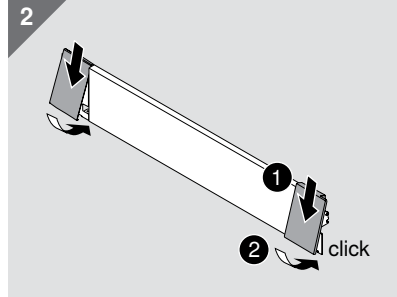
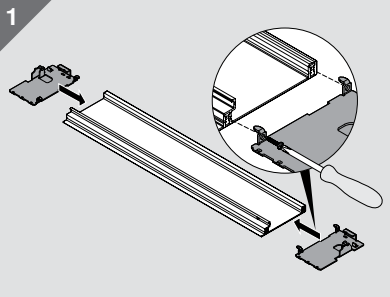
Inner pull-out height C | Front piece with gallery



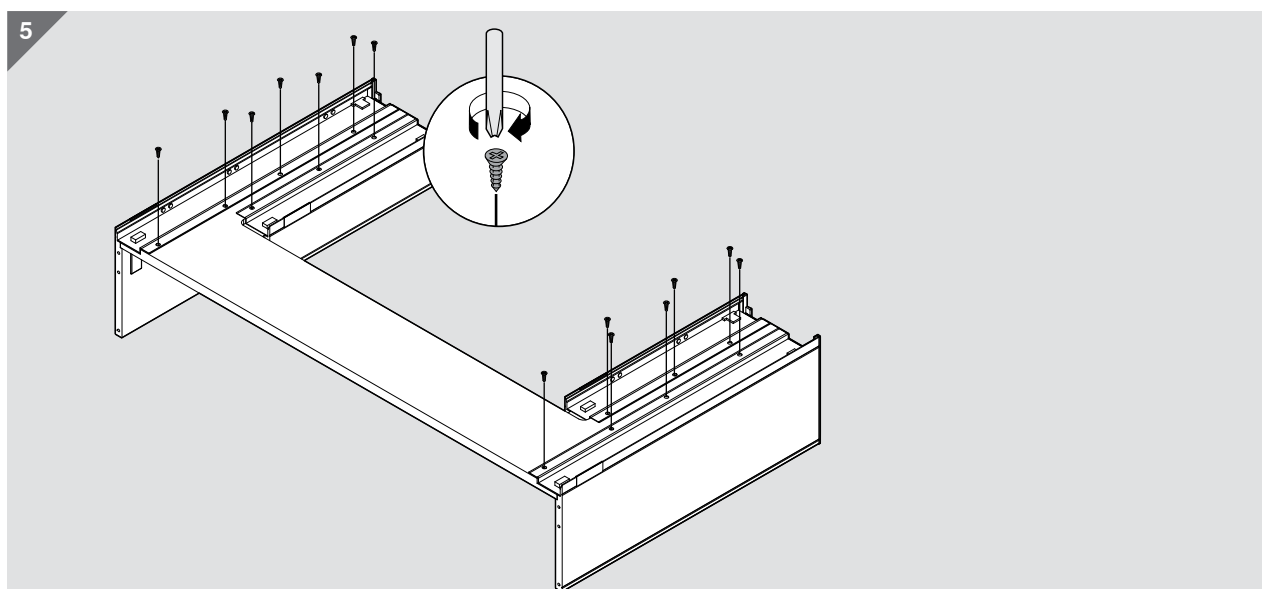
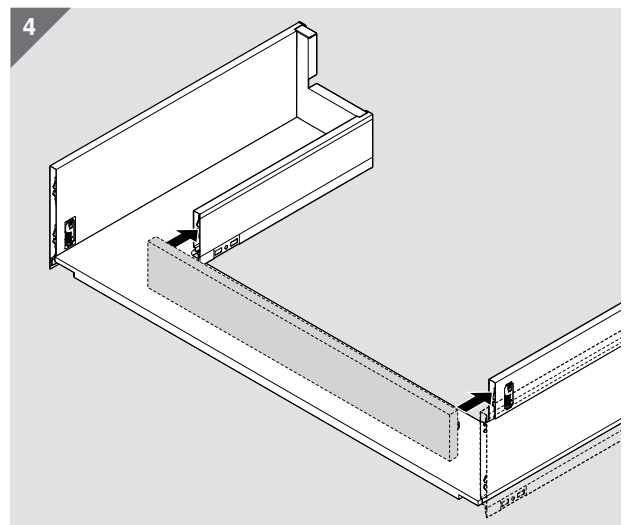
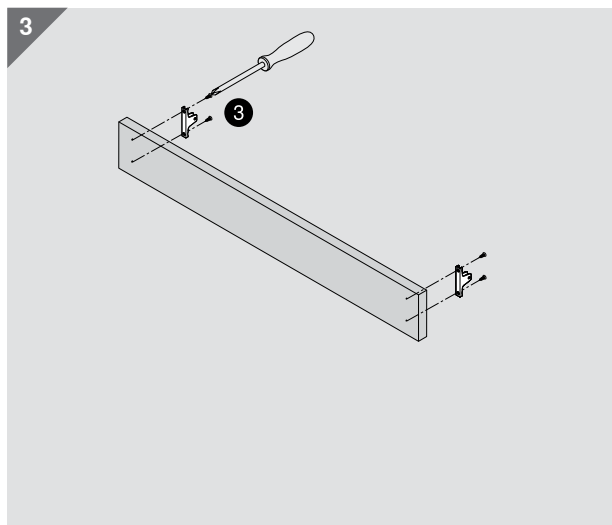
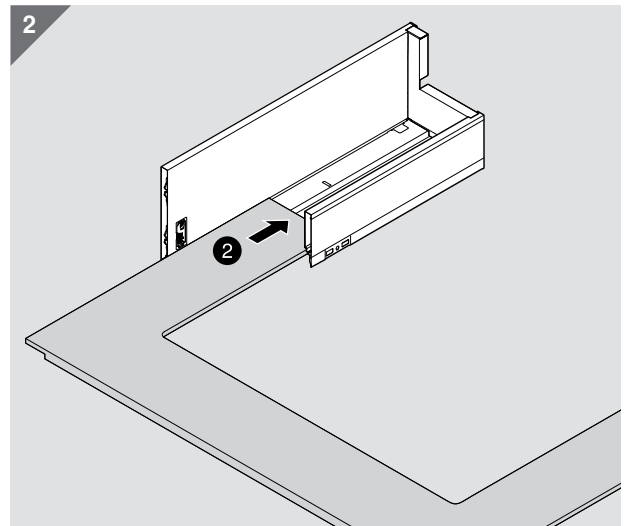
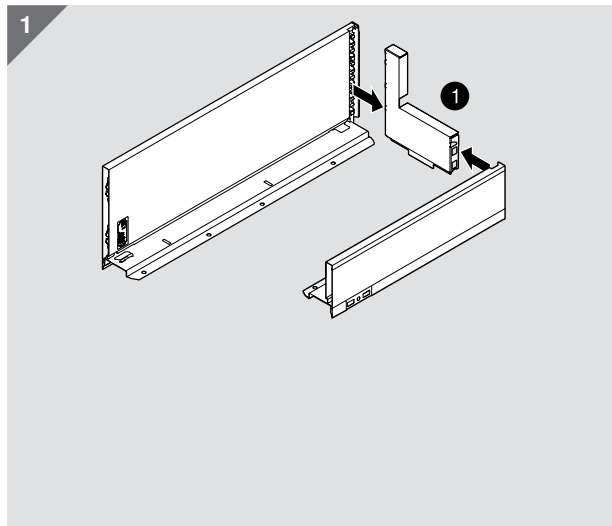
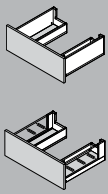
Assembly and adjustment



Inner drawer height M | Front piece with design element

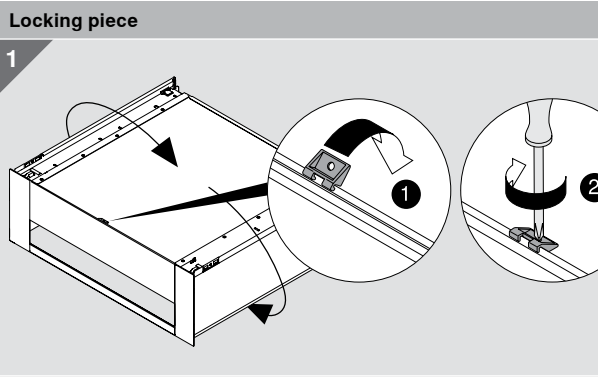
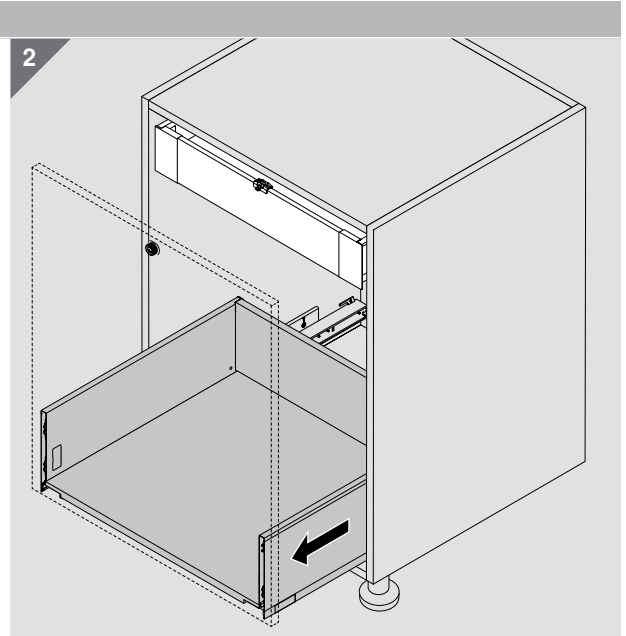

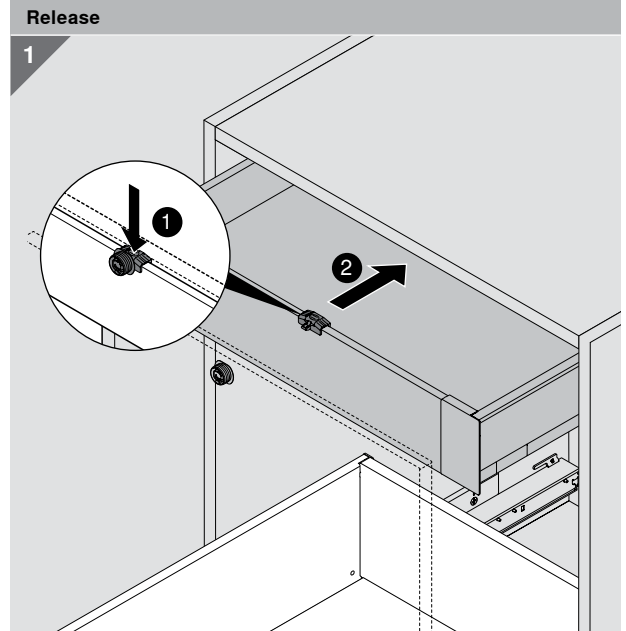
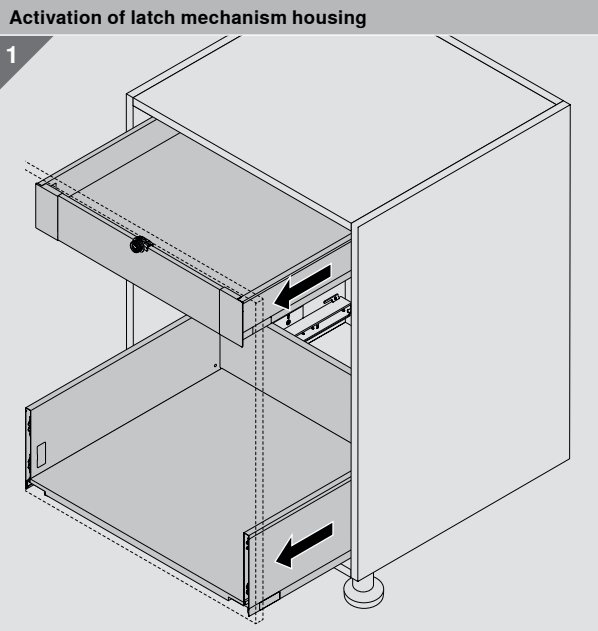
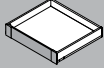


Assembly



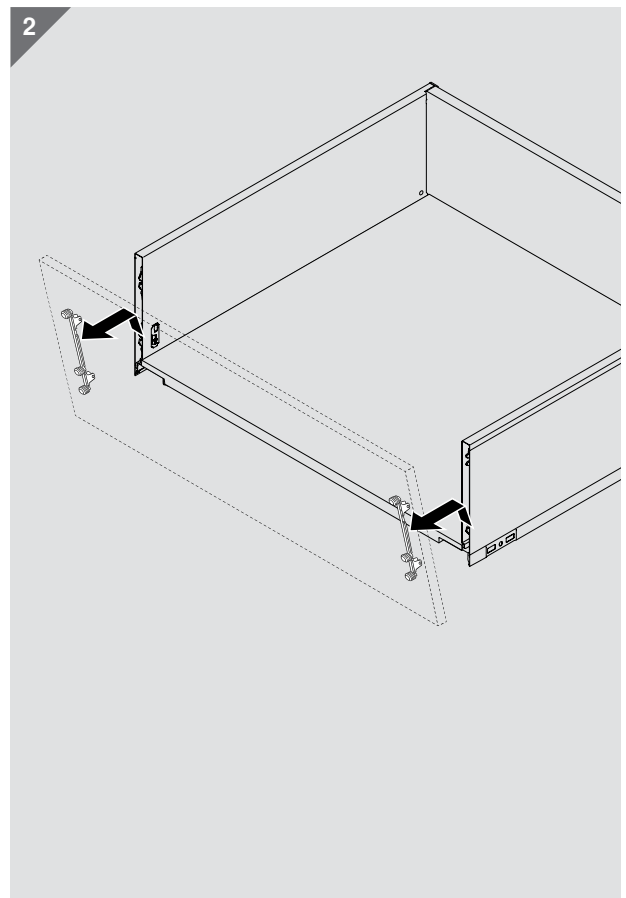
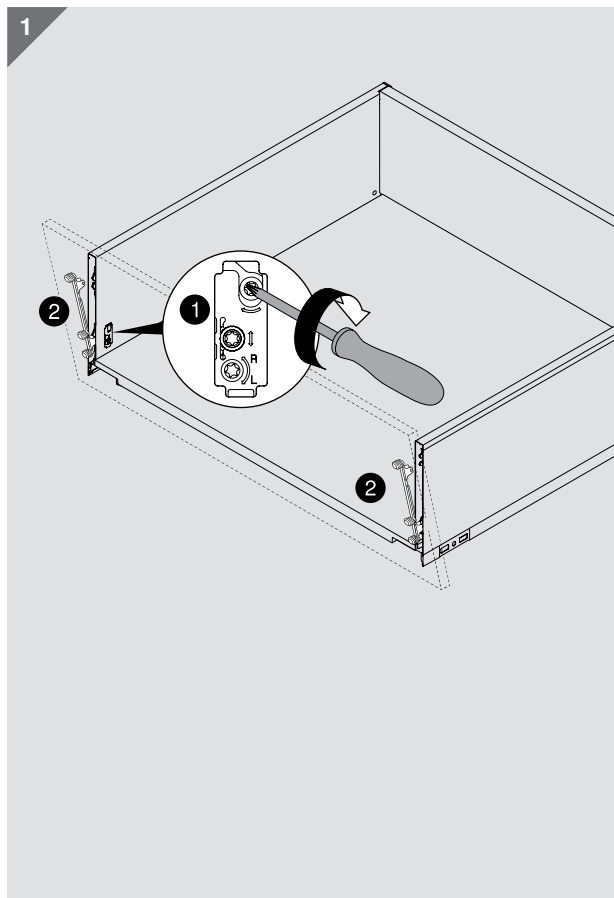
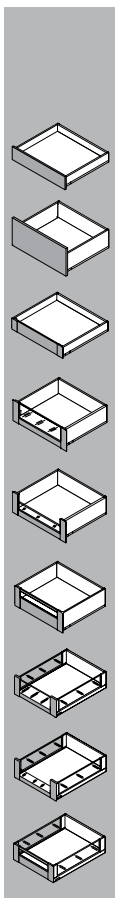
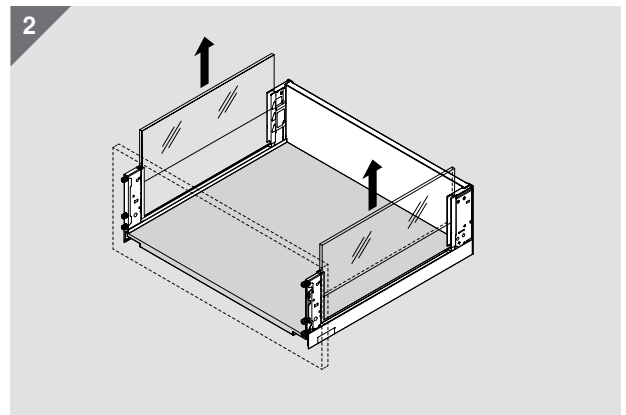
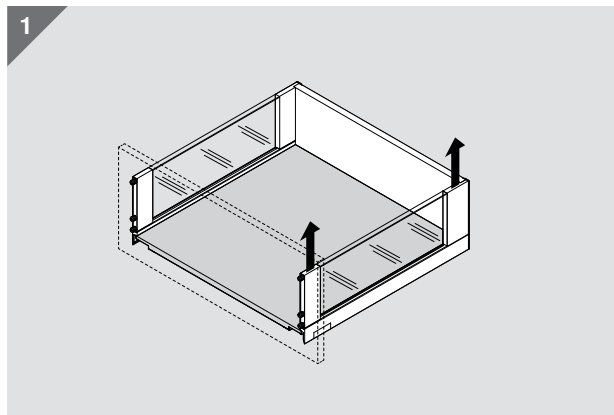
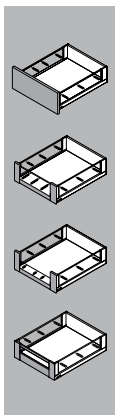
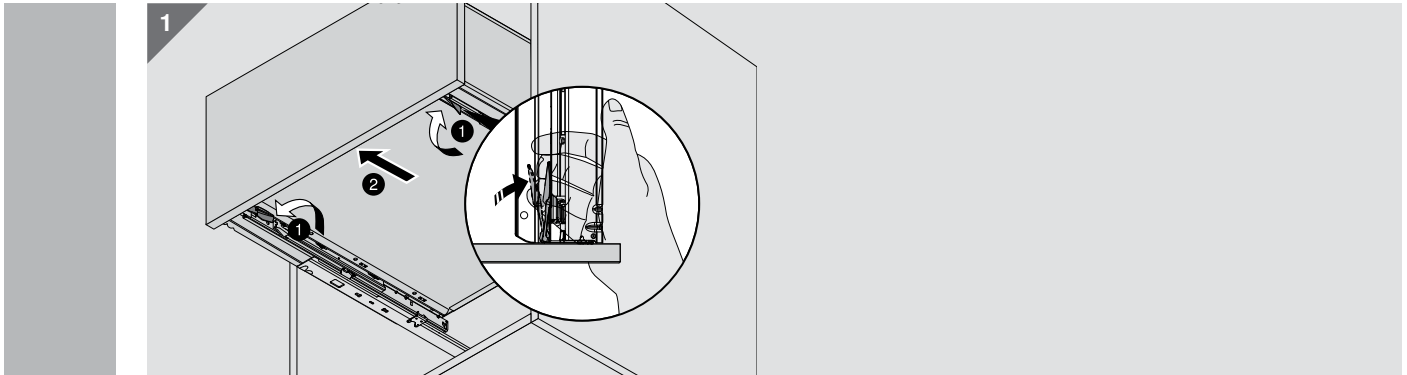
Ø 4 x 15 mm Flat head screws

Assembly and adjustment



Starting with cabinet width 600 mm

Removal

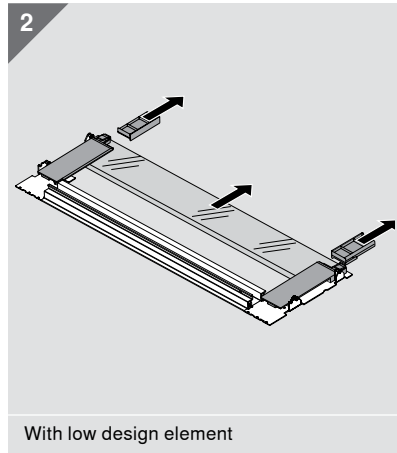
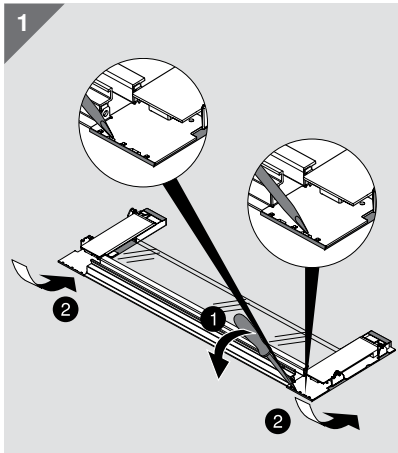
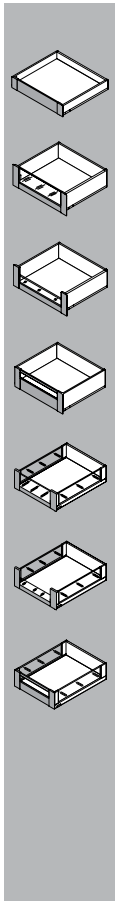


Inner pull-out and inner drawer

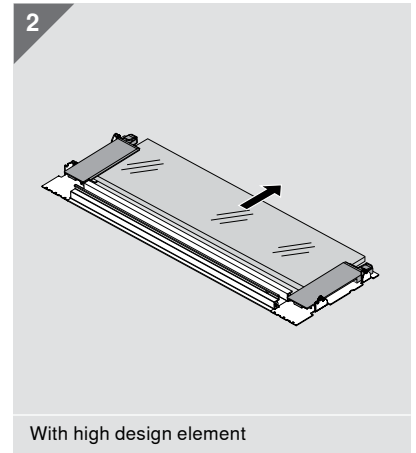
LEGRABOX



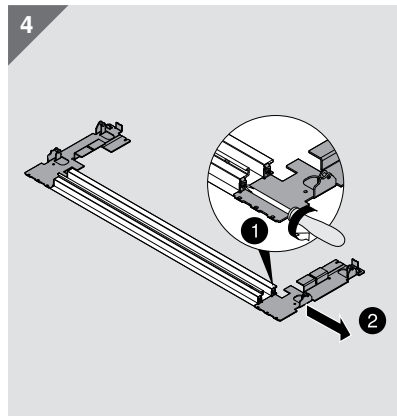
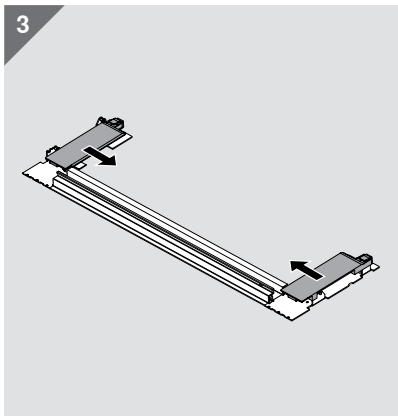
Removal



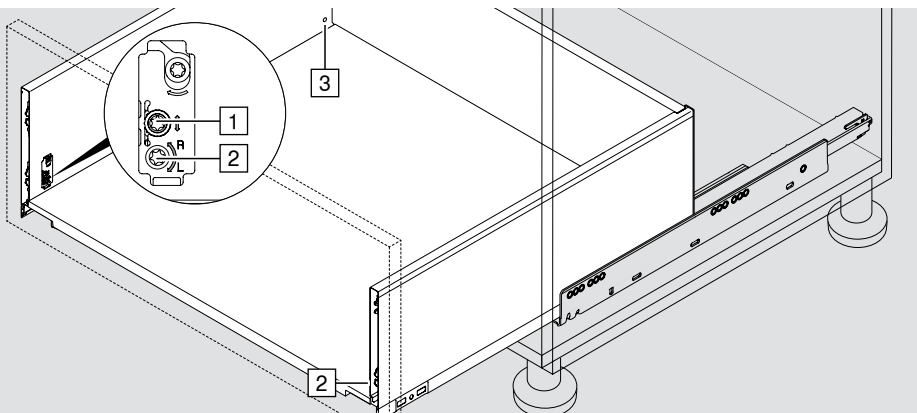
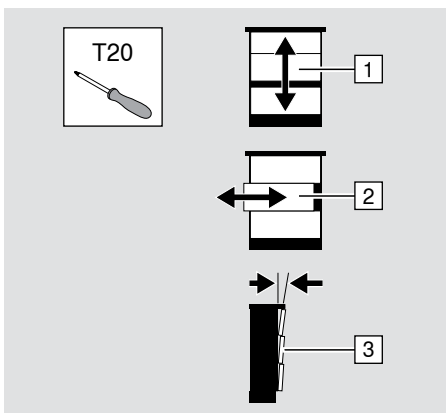
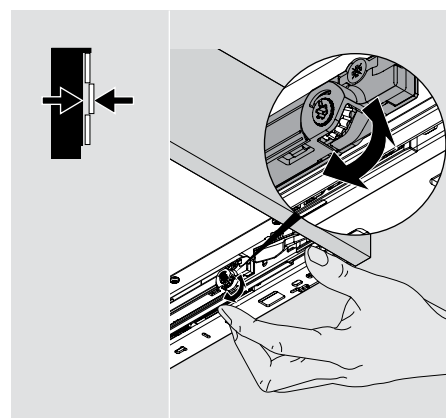
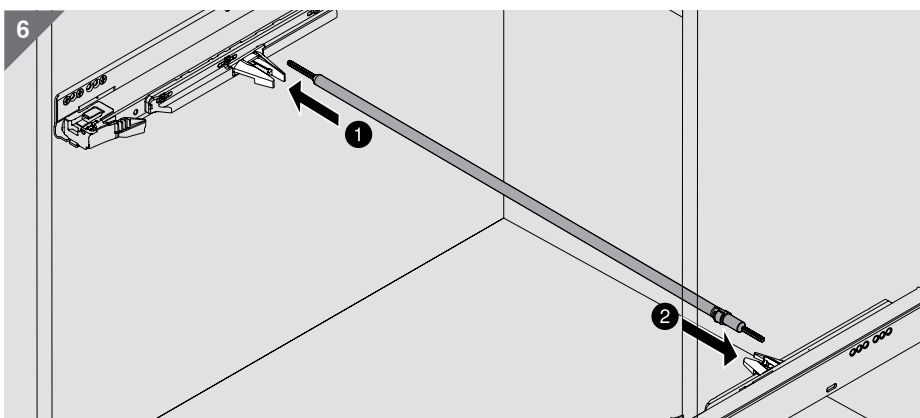
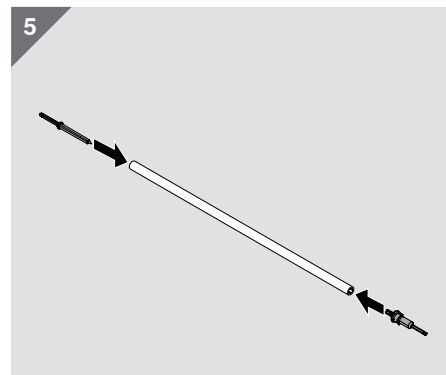
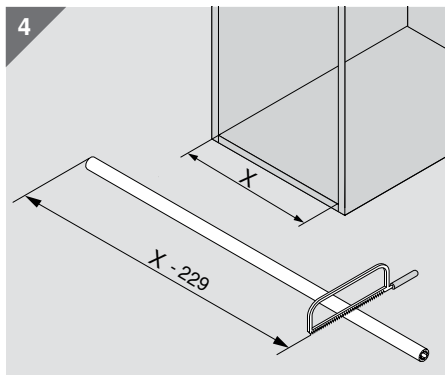
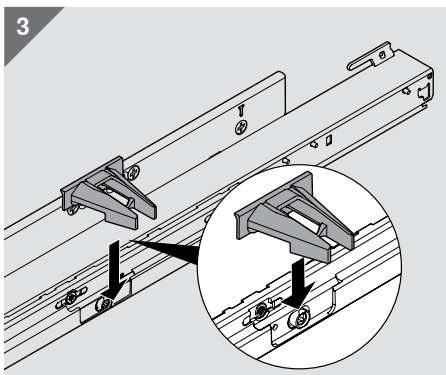
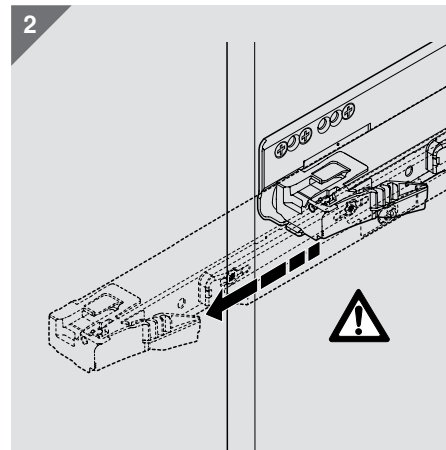
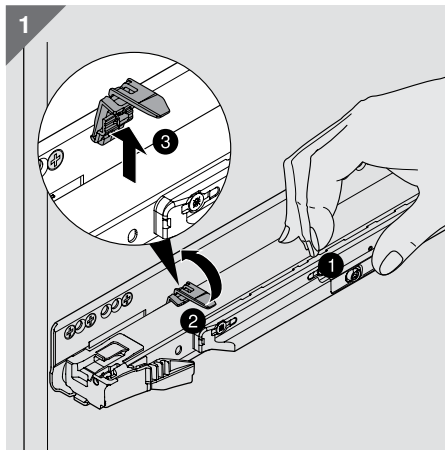
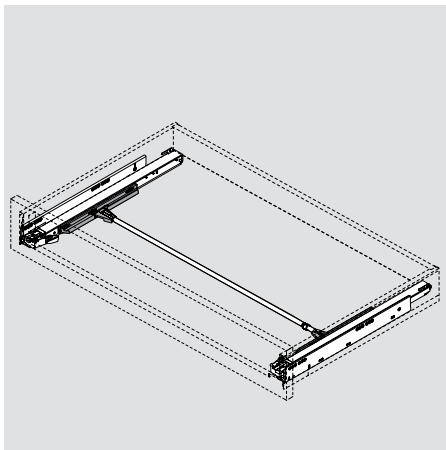
With low design element



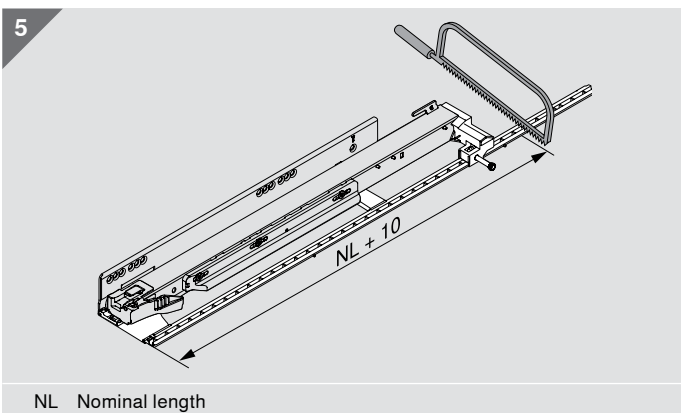
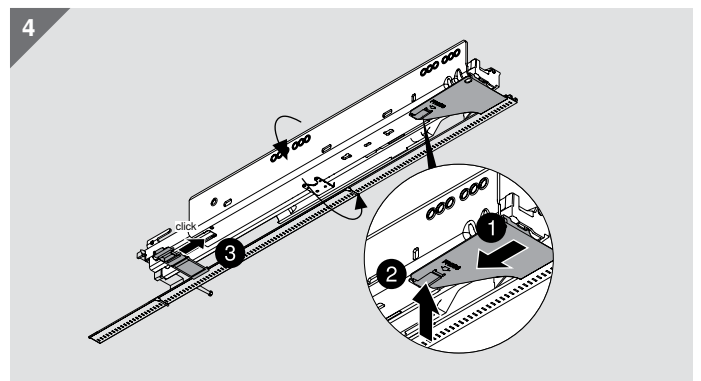
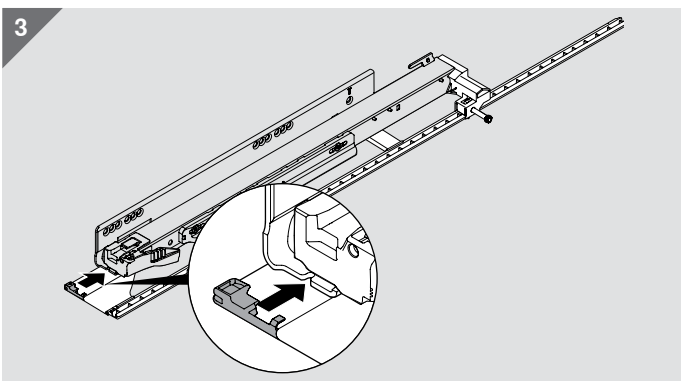
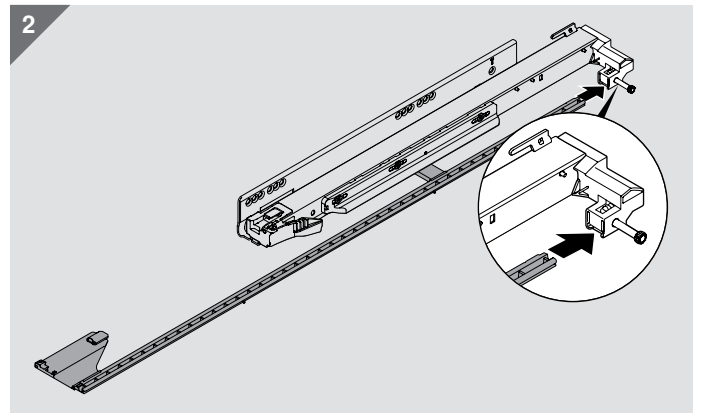
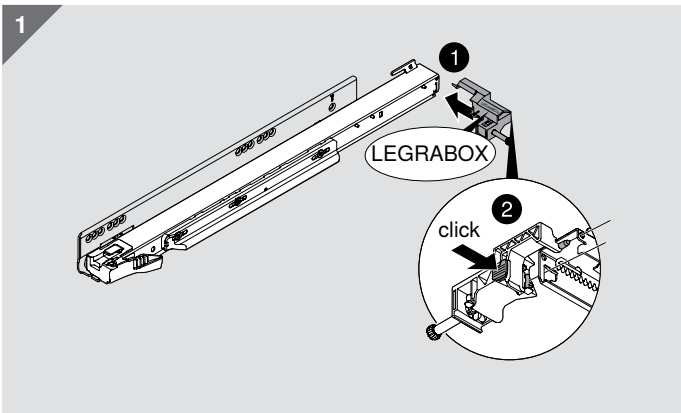
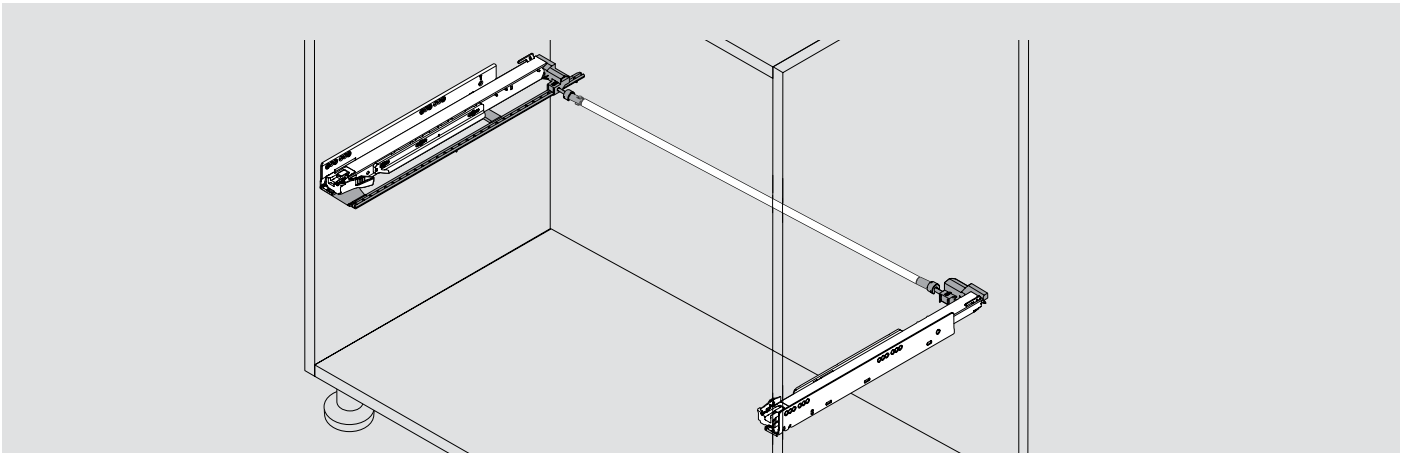
With high design element



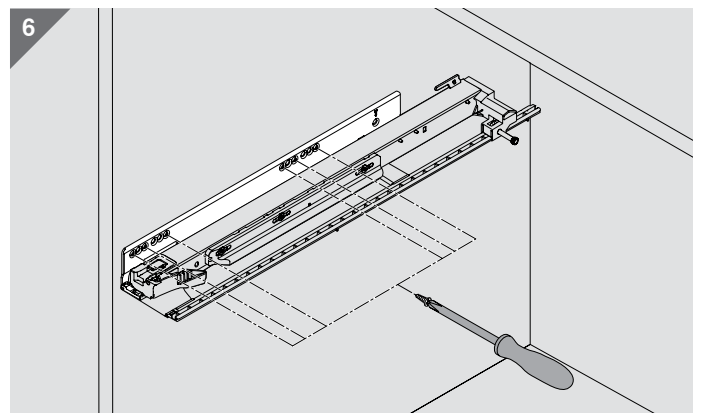
Assembly and adjustment



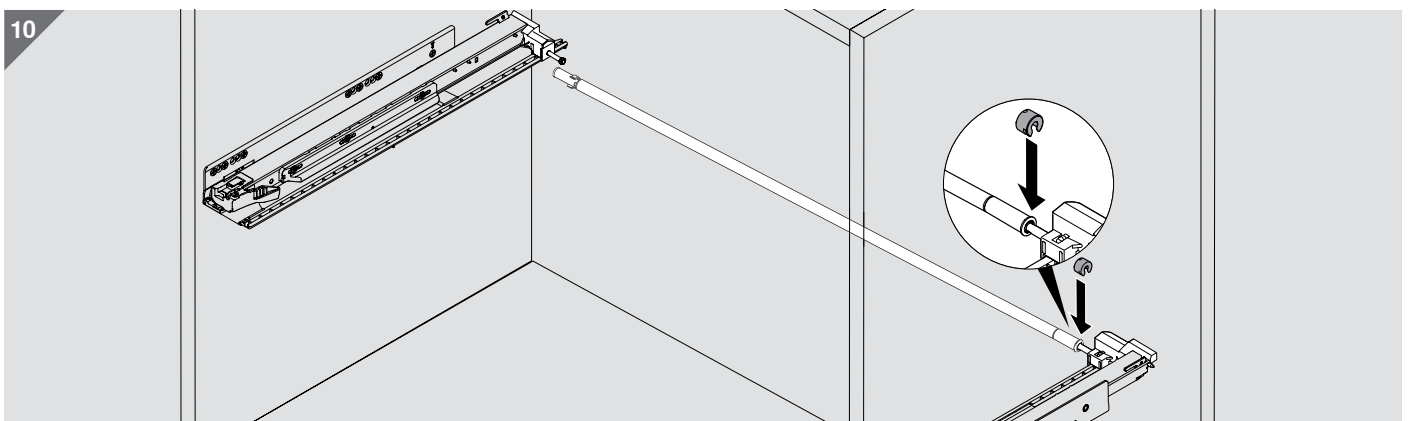
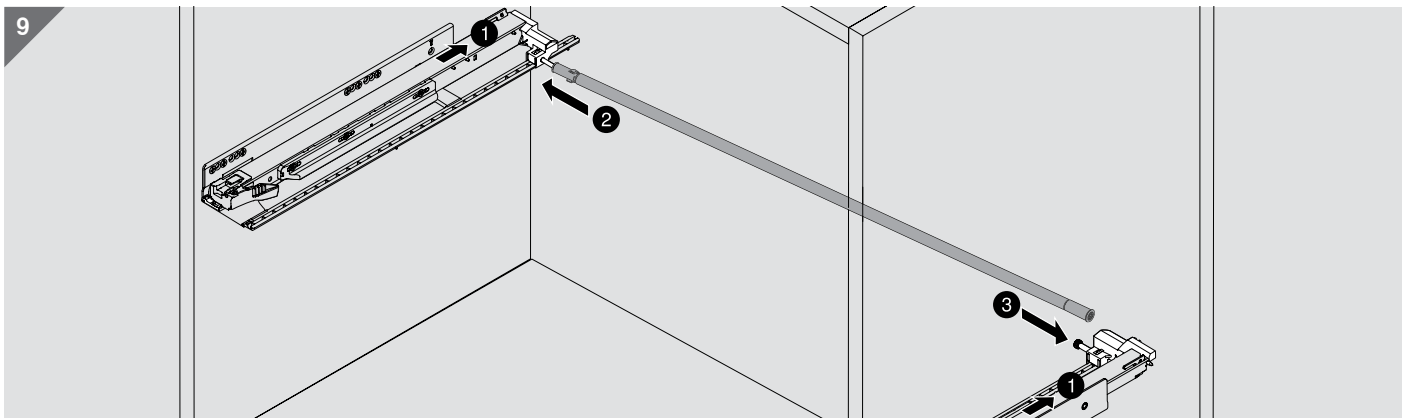
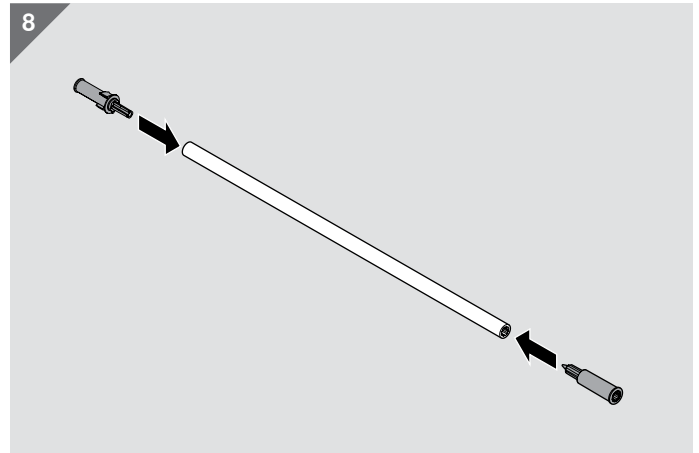
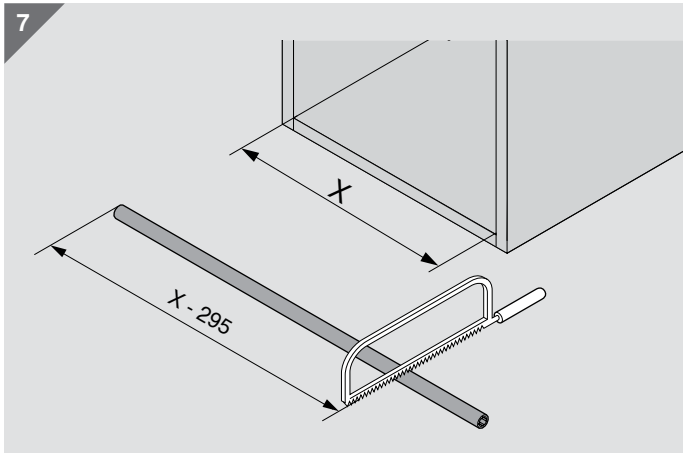
Assembly



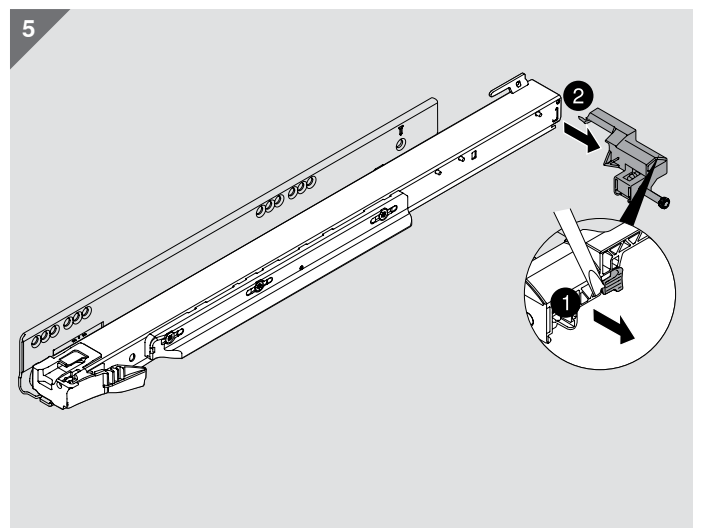
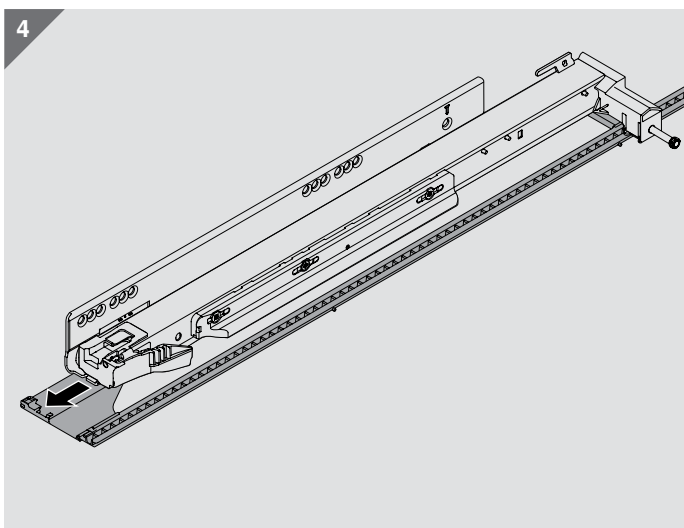
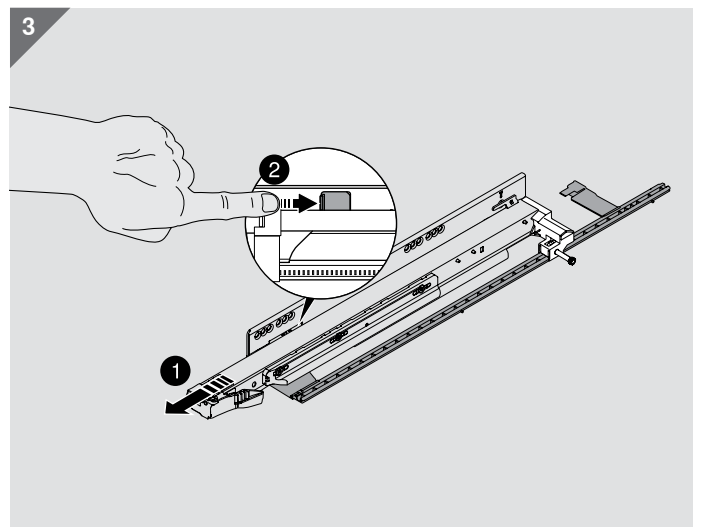
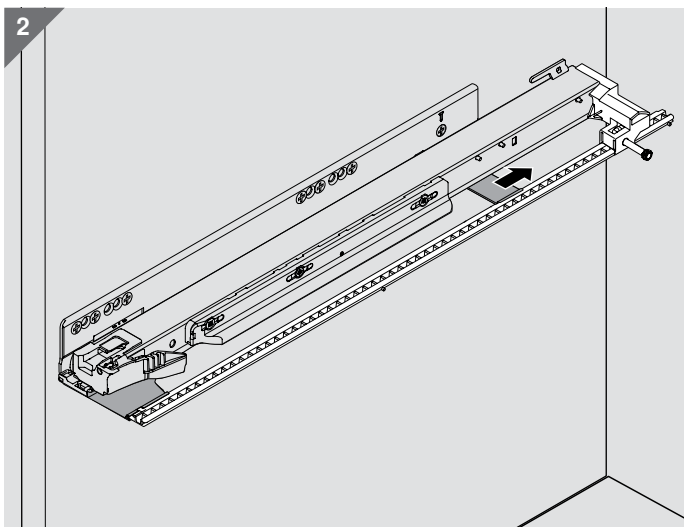
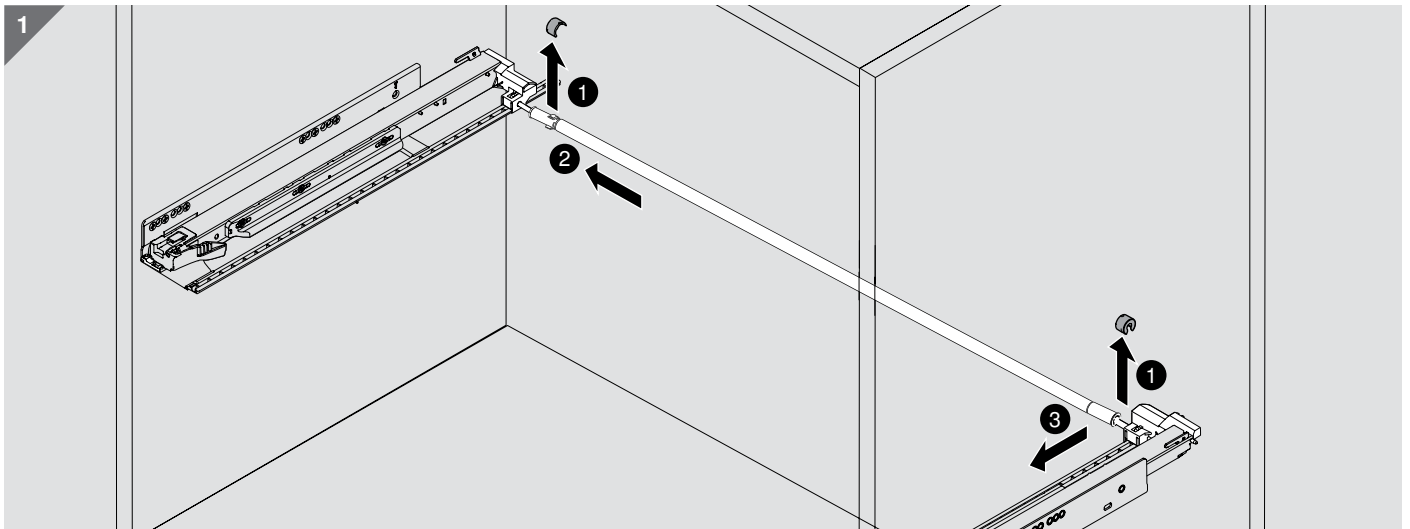
NL Nominal length



Assembly



Removal





AMBIA-LINE for LEGRABOX

 **blum**

Material and colour

AMBIA-LINE




Steel design



Wood design





OG-M



Nebraska oak/OG-M




| Recommended colour combinations | AMBIA-LINE colours |
|---------------------------------|---|
| LEGRABOX colours | OG-M |
| OG-M | Orion grey matt |
| Orion grey matt |  |
| Stainless steel | |


| Recommended colour combinations | AMBIA-LINE wood decor |
|---------------------------------|---|
| LEGRABOX colours | Nebraska oak/OG-M |
| OG-M | OG-M |
| Orion grey matt |  |
| Stainless steel | |

Cutlery insert

OG-M



Nebraska oak/OG-M (E02G)



AMBIA-LINE



Steel design

Drawer



Order specification for drawer height M



| Cutlery insert | | | |
|---|-----------------------|--------------|------------|
| | | | OG-M |
| | Nominal length | Width | |
| | 450 mm | 300 mm | ZC7S450BS3 |
| | Nominal length | Width | |
| | 500 mm | 300 mm | ZC7S500BS3 |
| | Nominal length | Width | |
| | 100 mm* | 300 mm | ZC7S100AS3 |
| *In order to achieve a 550 mm or 600 mm length tray, the existing trays need to be used in combination with the 100 mm insert | | | |

| Drawer frame for nominal lengths of 270 mm or more | | | |
|--|---|--------------|------------|
| | | | OG-M |
| | Nominal length | Width | |
| | from 270 mm | 242 mm | ZC7S300RSU |
| | With magnet for connection to the back or drawer side | | |


| Adapter profile for connection to chipboard back | | | |
|--|------------------------------------|--------------|----------|
| | | | OG-M |
| | Height | Width | |
| | M | 242 mm | ZC7A0U0M |
| | Not required for NL 270 and 300 mm | | |
| Recommended for NL greater than 350 mm | | | |

| Individual cross divider (optional) | | | |
|-------------------------------------|---------------|------------------|-----------|
| | | | OG-M |
| | Height | for width | |
| | 50 mm | 242 mm | ZC7Q0U0SS |



Drawer frame – narrow

| | | OG-M | |
|---|----------------|--------|------------|
|  | Nominal length | Width | |
| | 450 mm | 100 mm | ZC7S450RS1 |
| | 500 mm | 100 mm | ZC7S500RS1 |
| | 550 mm | 100 mm | ZC7S550RS1 |
|  | 600 mm | 100 mm | ZC7S600RS1 |


Individual cross divider (optional)

| | | OG-M | |
|---|--------|-----------|-----------|
|  | Height | for width | |
| | 50 mm | 100 mm | ZC7Q010SS |

Drawer frame – wide

| | | OG-M | |
|---|----------------|--------|------------|
|  | Nominal length | Width | |
| | 450 mm | 200 mm | ZC7S450RS2 |
| | 500 mm | 200 mm | ZC7S500RS2 |
| | 550 mm | 200 mm | ZC7S550RS2 |
|  | 600 mm | 200 mm | ZC7S600RS2 |

Individual cross divider (optional)

| | | OG-M | |
|---|--------|-----------|-----------|
|  | Height | for width | |
| | 50 mm | 200 mm | ZC7Q020SS |

AMBIA-LINE



Steel design

High fronted pull-out



Order specification for high fronted pull-out height C and height F

| High fronted pull-out frame for nominal lengths of 270 mm or more | | | |
|---|--|--------------|------------|
| | Nominal length | Width | OG-M |
| | from 270 mm | 242 mm | ZC7F300RSU |
| | With magnet for connection to the back | | |

| Adapter profile for connection to chipboard back | | | |
|--|--|--------------|----------|
| | Height | Width | OG-M |
| | C | 242 mm | ZC7A0U0C |
| | Not required for NL 270 and 300 mm Recommended for NL greater than 350 mm | | |

| Individual cross divider (optional) | | | |
|-------------------------------------|---------------|------------------|-----------|
| | Height | for width | OG-M |
| | 110 mm | 242 mm | ZC7Q0U0FS |

High fronted pull-out frame for nominal lengths of 400 mm or more

| | | | |
|--|--|--------------|------------|
| | Nominal length | Width | OG-M |
| | from 400 mm | 218 mm | ZC7F400RSP |
| | With magnet for connection to the back | | |

Adapter profile for connection to chipboard back

| | | | |
|--|---------------|--------------|----------|
| | Height | Width | OG-M |
| | C | 218 mm | ZC7A0P0C |
| | F | 218 mm | ZC7A0P0F |

Individual cross divider (optional)

| | | | |
|--|---------------|------------------|-----------|
| | Height | for width | OG-M |
| | 110 mm | 218 mm | ZC7Q0P0FS |

AMBIA-LINE



Wood design

Drawer





Order specification for drawer height M

| Cutlery insert | | | Nebraska oak/OG-M |
|----------------|----------------|--------|-------------------|
| | Nominal length | Width | E02G |
| | 450 mm | 300 mm | ZC7S450BH3 |
| | 500 mm | 300 mm | ZC7S500BH3 |
| | 550 mm | 300 mm | ZC7S550BH3 |
| | 600 mm | 300 mm | ZC7S600BH3 |


| Drawer frame for nominal lengths of 270 mm or more | | | Nebraska oak/OG-M |
|--|----------------|--------|-------------------|
| | Nominal length | Width | E02G |
| | from 270 mm | 242 mm | ZC7S300RHU |

| Individual cross divider (optional) | | | Nebraska oak |
|-------------------------------------|------------------------|-----------|--------------|
| | Height | for width | EC02 |
| | 50 mm | 242 mm | ZC7Q0U0SH |
| | Including spring clamp | | |

Drawer frame – narrow

|  | Nominal length | Width | Nebraska oak/OG-M |
|---|----------------|--------|-------------------|
| | | | E02G |
| | 450 mm | 100 mm | ZC7S450RH1 |
| | 500 mm | 100 mm | ZC7S500RH1 |
| | 550 mm | 100 mm | ZC7S550RH1 |
|  | 600 mm | 100 mm | ZC7S600RH1 |


Individual cross divider (optional)

|  | Height | for width | Nebraska oak |
|---|------------------------|-----------|--------------|
| | | | EC02 |
| | 50 mm | 100 mm | ZC7Q010SH |
| | Including spring clamp | | |

Drawer frame – wide

|  | Nominal length | Width | Nebraska oak/OG-M |
|---|----------------|--------|-------------------|
| | | | E02G |
| | 450 mm | 200 mm | ZC7S450RH2 |
| | 500 mm | 200 mm | ZC7S500RH2 |
| | 550 mm | 200 mm | ZC7S550RH2 |
|  | 600 mm | 200 mm | ZC7S600RH2 |

Individual cross divider (optional)

|  | Height | for width | Nebraska oak |
|---|------------------------|-----------|--------------|
| | | | EC02 |
| | 50 mm | 200 mm | ZC7Q020SH |
| | Including spring clamp | | |

AMBIA-LINE



Wood design

High fronted pull-out



Order specification for high fronted pull-out height C and height F

High fronted pull-out frame for nominal lengths of 270 mm or more

| | | | |
|--|-----------------------|--------------|-------------------|
| | Nominal length | Width | Nebraska oak/OG-M |
| | from 270 mm | 242 mm | E02G |
| | | | ZC7F300RHU |

Individual cross divider (optional)

| | | | |
|--|------------------------|------------------|------------------|
| | Height | for width | Nebraska oak |
| | 100 mm | 242 mm | EC02 |
| | Including spring clamp | | ZC7Q0U0FH |

High fronted pull-out frame for nominal lengths of 400 mm or more

| | | | |
|--|-----------------------|--------------|-------------------|
| | Nominal length | Width | Nebraska oak/OG-M |
| | from 400 mm | 218 mm | E02G |
| | | | ZC7F400RHP |

Individual cross divider (optional)

| | | | |
|--|------------------------|------------------|------------------|
| | Height | for width | Nebraska oak |
| | 100 mm | 218 mm | EC02 |
| | Including spring clamp | | ZC7Q0P0FH |

Steel design


AMBIA-LINE





AMBIA-LINE cross gallery



Order specification

| Cross gallery for cutting to size | | |
|---|-----------------|-----------|
|  | | OG-M |
| | Length 1.080 mm | ZR7.1080U |

| Attachment | | |
|---|---------------|----------|
|  | | OG-M |
| | LEGRABOX pure | ZC7U10E0 |
| | LEGRABOX free | ZC7U11E0 |

| Lateral divider | | |
|---|--------------|----------|
|  | | OG-M |
| | Length 84 mm | ZC7U10F0 |



Order specification

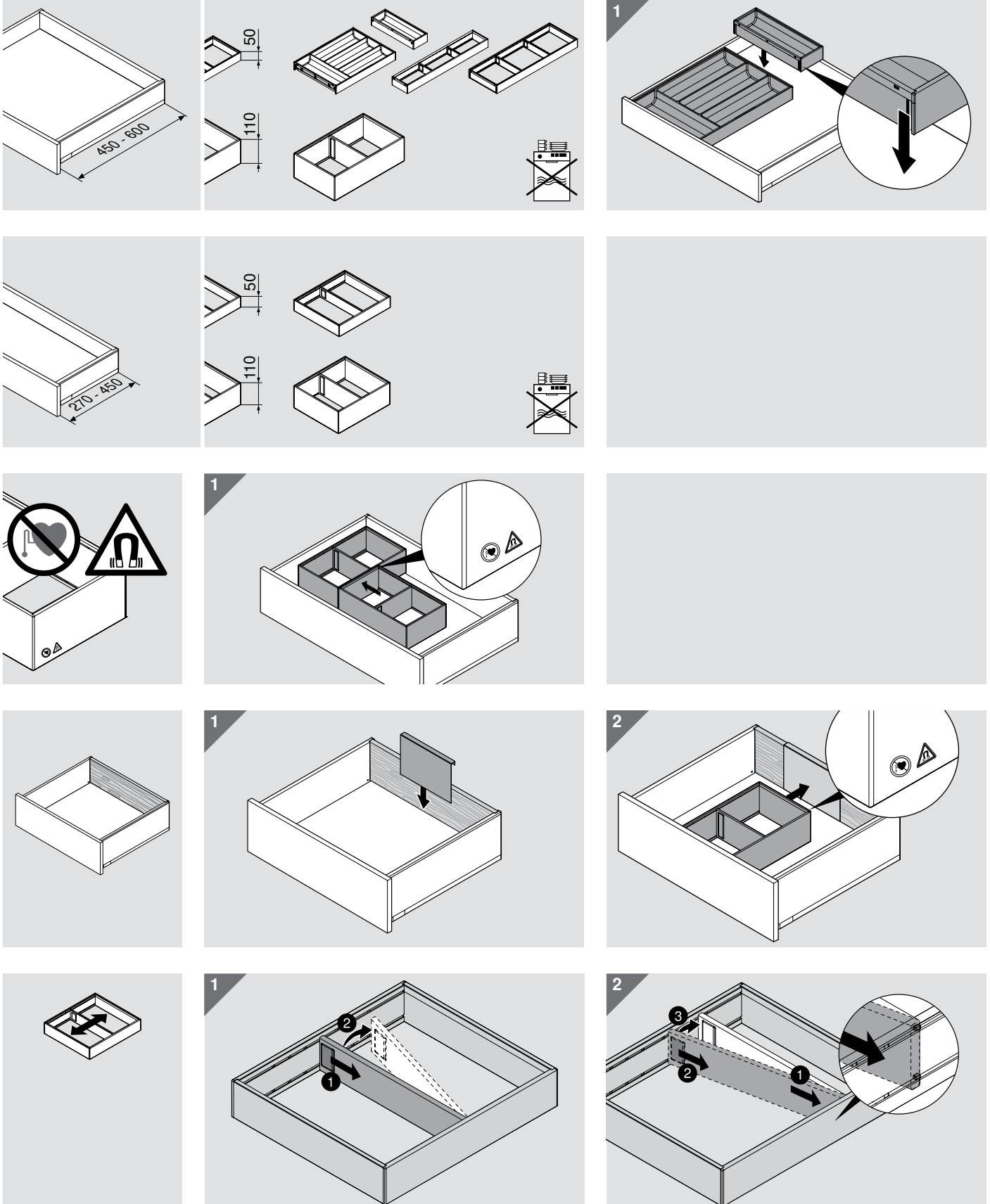
| Knife holder | | | |
|--------------|--|--------------|----------|
| | Length | Width | |
| | 409 mm | 187 mm | |
| | For 9 knives | | OG-M |
| | for drawer height M | | ZC7M0200 |
| | nominal length from 450 mm and greater | | |

| Foil/film dispenser | | | |
|---------------------|---|--------------|----------|
| | Length | Width | |
| | 409 mm | 187 mm | |
| | Double unit, cling film and aluminium foil, with film/foil. | | OG-M |
| | for drawer height M | | ZC7C0000 |
| | nominal length from 450 mm and greater | | |

| Spice holder | | | |
|--------------|---|--------------|----------|
| | Length | Width | |
| | 356 mm | 205 mm | |
| | for high fronted pull-out height C and height F | | OG-M |
| | | | ZC7G0P01 |

| Plate-holder | | | |
|--------------|---|------------------------|----------|
| | Plate diameter | Stacking height | |
| | 186–322 mm | up to 12 plates | |
| | for high fronted pull-out height C and height F | | OG-M |
| | | | ZC7T0350 |

Assembly – Steel design

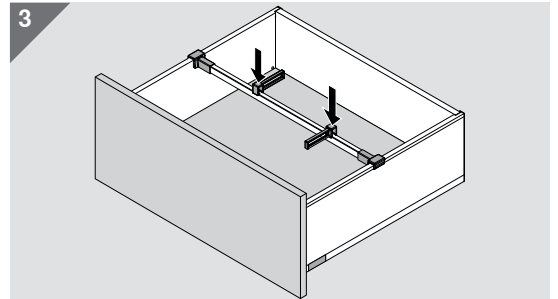
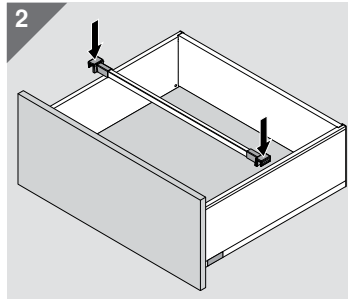
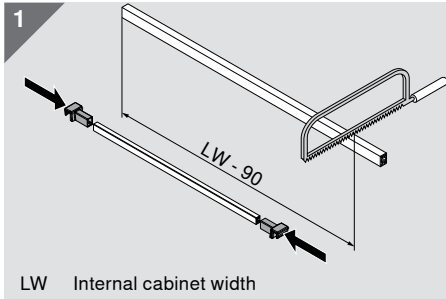


AMBIA-LINE

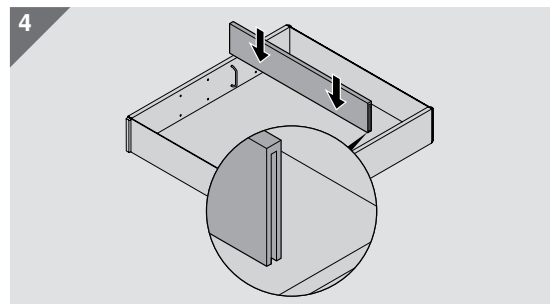
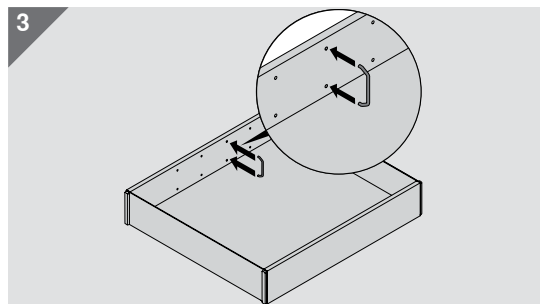
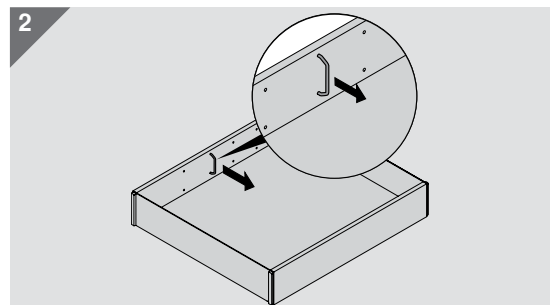
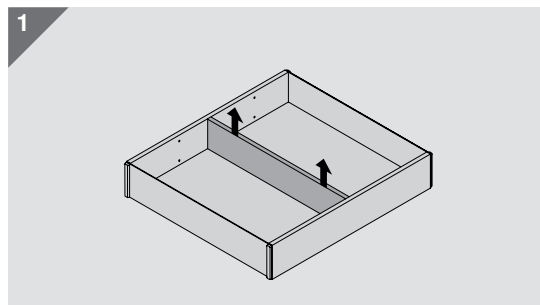

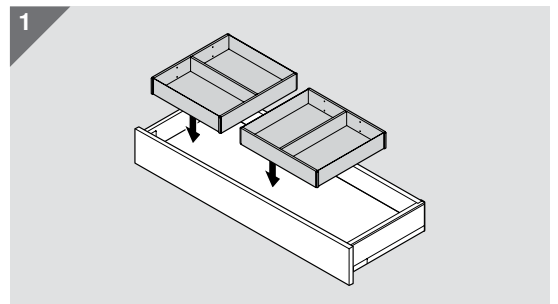
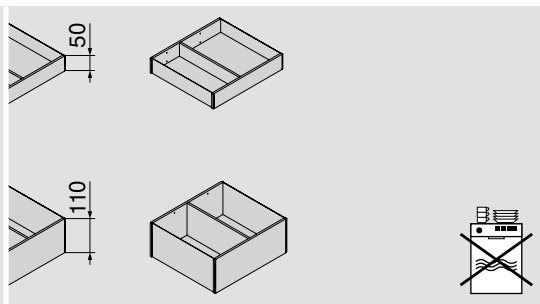
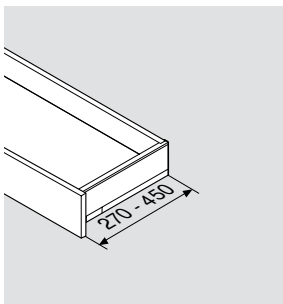
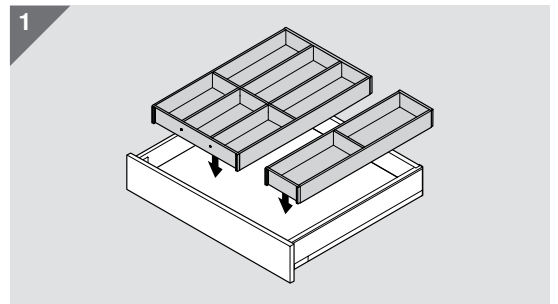
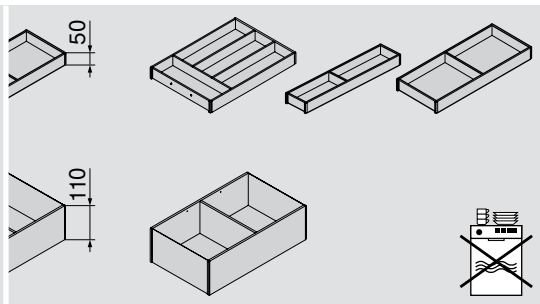
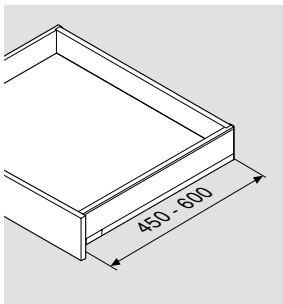


Steel design
Wood design

Assembly – Steel design



Assembly – Wood design



Notes

 **blum**[®]

Blum Canada Ltd.
7135 Pacific Circle
Mississauga, ON, L5T 2A8
Tel.: 905-670-7920
Fax: 905-670-7929
Long Dist.: 1-800-670-9254
E-mail: info.ca@blum.com
www.blum.com

