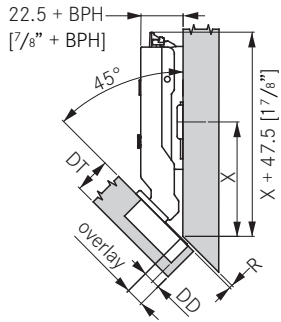
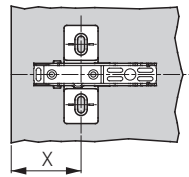


## Overlay



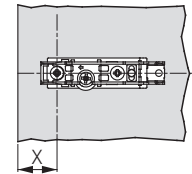
Drawing shows Tiomos with a base plate height (BPH) 02.

Door overlay	Drilling Distance (DD)				
	3	4	5	6	7
12.0					0
11.5				0	
10.5			0		
9.5	0				2
8.5	0			2	
8.0					3
7.5			2		3.5
7.0				3	
6.5		2		3.5	
6.0			3		
5.5	2		3.5		
5.0		3			
4.5		3.5			
4.0	3				6
3.5	3.5				
3.0				6	
2.0			6		
1.0		6			
0.0	6				
	Base Plate Height (BPH)				



Base plate height

	0	2	3	3.5	6
X	60.5	62.5	63.5	64	66.5
Wing base plate position (X)					



Base plate height

	0	2	3	3.5	
X	43.5	45.5	46.5	47	
Straight base plate position (X)					

## Reveal

Reveal dimensions were determined with an edge radius (of the door) of 1mm! Hinge dimensions and reveal calculation based on factory setting.

**IMPORTANT** To determine the correct application Grass strongly recommends a trial mounting for all hinges and base plates.

Door Thickness	Drilling Distance (DD)					Reveal (R)
	3	4	5	6	7	
24.0	6.4	5.4	4.4	3.4	2.4	
22.0	3.0	2.0	1.5	1.5	1.5	
21.0	1.4	1.3	1.3	1.3	1.3	
20.0	1.1	1.1	1.1	1.1	1.1	
19.0	0.9	0.9	0.9	0.9	0.9	
18.0	0.7	0.7	0.7	0.7	0.7	
17.0	1.0	1.0	1.0	1.0	1.5	
16.0	1.0	1.0	1.0	1.0	1.0	
						Reveal (R)

Screw-on	Impresso	Cup dimensions
		<p>( ) Impresso</p>