



Application

Add a touch of elegance and functionality to your cabinets with the Kraby automatic opening lid stays!

Once you begin to open the door, it continues to open gently and completely by itself.



Advantages & Benefits

- Specially designed to be installed using standard automatic drilling processes.
- Available in one strength suitable for small-medium-large doors.
- Can be fixed directly on solid doors or wider aluminum frame section doors (adaptor for Alu. Frames: 100013180).
- Align nearby doors through the rotary knob placed on the piston base plate.
- Front to back adjustment of 10mm.
- Lateral adjustment: 10mm
- Horizontal adjustment: 10mm
- Exclusive to Richelieu.

Product No.	Length	Force	Finish	Opening Angle
11166180	164 mm (6.5 in)	< 3,0 kg	Nickel	83° - 103°
11165180	244 mm (9.6 in)	< 4,9 Kg	Nickel	83° - 93°
11167180	355 mm (14 in)	< 6.3 kg	Nickel	83° - 90°

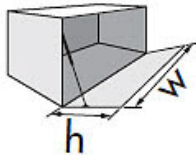
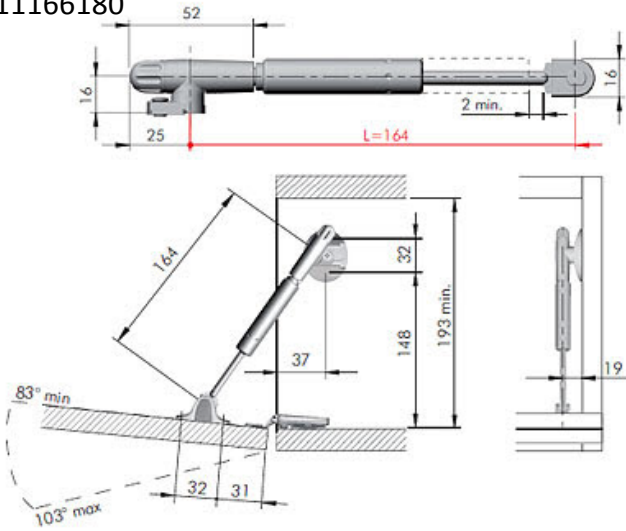
Complementary products:

- Kimana Hinge – 11125180
- K Push Magnetic Catches – 1121813100, 1121936100



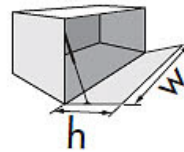
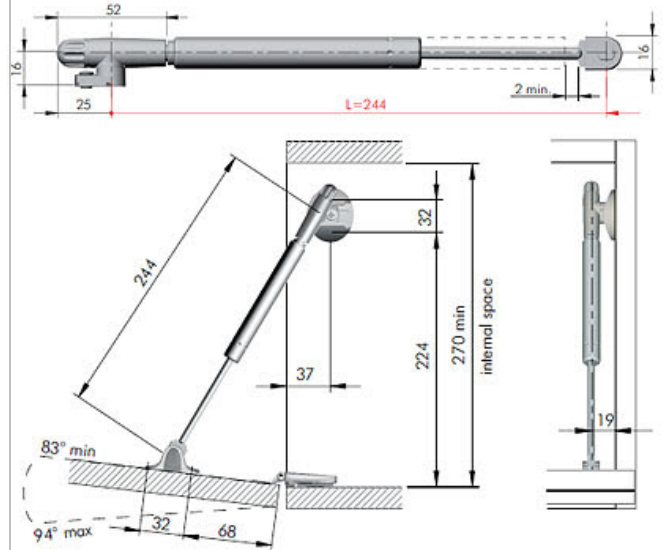
Technical Information

11166180

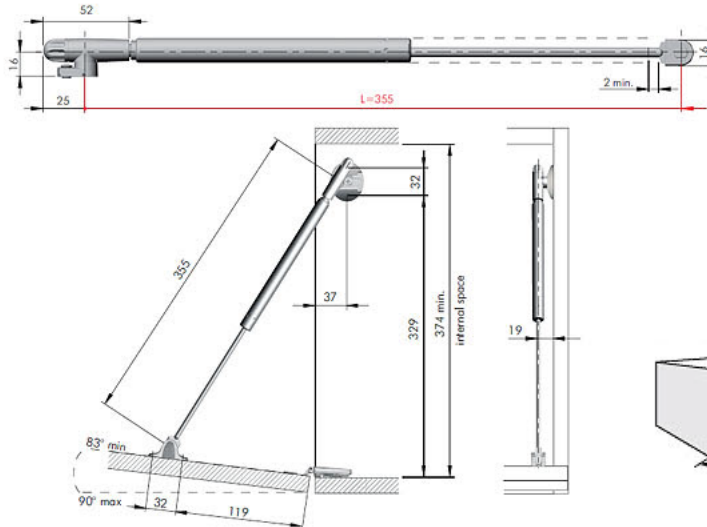


h	w	1200 max.	
		Stays	Kg
225-250		2 x 164 mm	< 3

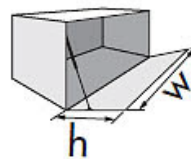
11165180



h	w	1200 max.	
		Stays	Kg
301-350		2 x 244 mm	< 4,9



11167180



h	w	1200 max.	
		Stays	Kg
401-450		2 x 355 mm	< 6,3