

SELECTION GUIDE FOR HOSE REELS • S79

	SteelPro	SteelPro	SteelPro	SteelPro	SteelPro INOX	SteelPro	TopReel HD	TopReel	MAXREEL	flexReel
										
Type	Industrial	Industrial	Industrial	Industrial	Industrial	Industrial	Industrial	Industrial	Professional	Professional
Duty	★★★★	★★★★	★★★★	★★★★	★★★★	★★★★	★★★★	★★★	★★	★★
Winding	Manual	Manual	Automatic							
Material	Steel	Steel	Steel	Steel	Stainless steel	Steel	Steel	Steel	Steel	Steel/Polymer
Hose	Without hose	Without hose	Superflex, without hose	Airflex, Superflex, Topflex, without hose	Airflex, Superflex, without hose	Airflex, Superflex, Topflex, without hose	Thermoflex, Airflex, Superflex, Topflex, Flexhybrid	Flexhybrid, Airflex, Superflex, Topflex, without hose	Flexhybrid, Ecoflex, Topflex	Flexhybrid
Max. PSI.	500	500	250 / 300	250 / 300	250	250 / 300	250 / 300	250 / 300	300	300
I.D. in and length ft	3/8 : 150 1/2 : 100	3/8 : 100 • 250 • 350 1/2 : 75 • 175 • 275 3/4 : 75 • 100 1 : 50 • 75	1/2 : 50 • 100 3/4 : 50 • 70 1 : 45	1/2 : 100 3/4 : 50	3/8 : 50 • 70 1/2 : 50	1/4 : 35 • 50 3/8 : 25 • 35 • 50 1/2 : 35 • 50	3/8 : 33 • 50 1/2 : 33 • 50	1/4 : 25 • 33 3/8 : 25 • 33 • 50 • 65 1/2 : 35 • 50 • 65	3/8 : 25 • 33 • 50 1/2 : 50	3/8 : 50
Fluid	Air • Water	Air • Water	Air • Water	Air • Water	Air • Water	Air • Water	Air • Water	Air	Air • Water	Air
Arms	2	2	2	2	1	1	2	1	1	1

HOSE REELS: CONVENIENT AND SAFE

Safer for users

In addition to being an ergonomic solution, having fewer hoses dragging on the ground reduces the risk of stumbling to users. Hose reels also reduce the risk of tools falling on the ground and increase their service life.








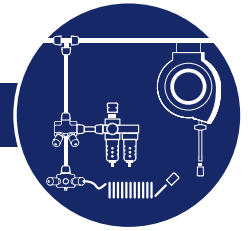
Reduction of hose wear

- Hoses are kept out of the way when not in use
- Only the needed length is pulled out of the reel when working
- Hoses stay cleaner
- Hoses, couplers and tools last longer reducing maintenance costs

Improved accessibility for users

Hose reels can be attached to the ceiling, wall, floor or under the work table. The tools are easy to access thanks to the adjustable length of the hoses. Users lose less time in untangling.

	Retracto	RolAir	PolyReel	EzReel	Retracto
					
Type	Industrial	Professional	Professional	Professional	Professional
Duty	★★★★	★★	★★★	★★★	★★★
Winding	Automatic			Manual	
Material	Polymer	Polymer	Steel	Steel	Polymer
Hose	Polyurethane	Flexhybrid, PVC	Flexair, Easyflex, Ecoflex	Without hose	PVC
Max. PSI.	145 / 215	200 / 300	200 / 300	300	140
I.D. in and length ft	1/4 : 20 5/16 : 30 • 40 • 50 3/8 : 25 • 50 • 65 1/2 : 50	1/4 : 27 • 33 3/8 : 30 • 50	1/4 : 100	1/4 : 100 • 200 3/8 : 50 • 100 1/2 : 30 • 60	5/8 : 65
Fluid	Air • Water	Air	Air	Air • Water	Water



SELECTION GUIDE FOR HOSE REELS • S79

POINTS TO CONSIDER TO CHOOSE AN HOSE REEL

Frequency of use

- Intensive use – Choose a heavy-duty model
- Regular use – Choose an industrial model
- Occasional use – Choose a professional model

Retraction mode

- **Automatic rewind - Spring driven requires no effort**

The user guides the hose as it retracts itself around the hose reel drum. Automatic rewind easily wraps and stores the hose.

- **Manual rewind - Hand crank**

The user must manually crank the reel and guide the hose evenly as it wraps around the hose reel drum.

Open or closed model

An open reel model provides better visibility and ease of access for cleaning, while a closed reel protects the hose and internal components better.

The choice of a closed or open model is purely a matter of the user's preference.

Hose and hose reel material

The type of industry in which the hose reel will be used will influence the choice of the reel material. For example, in a food manufacturing industry, a stainless steel reel should be chosen.

Installation height of the hose reel

To avoid unnecessary maintenance costs, it is preferable to choose a quality hose reel, especially if it is installed in a location that is more difficult to access (e.g. in height). Its hose must be of quality, suitable for the application and be the least elastic possible.

TECH TIP

The inlet hose is included with some hose reel models.

To order the proper inlet hose for a hose reel, refer to page 296 in the catalogue.

SELECTION CRITERIA FOR HOSES

Length of the hose

The distance between the hose and the compressor must always be as short as possible to avoid pressure losses. When considering the overall length of the hose, the distance between the mounting location of the hose reel and the working station and the length of use required to perform the movements must be taken into account.

Maximum working pressure

The maximum working pressure of the hose must be greater than the working pressure of the tool or equipment.

Material of the hose

The fluids transported or in contact with the hose must be compatible with its material (air, water, acids, oils, steam, etc.). In some environments this may be a critical element (e.g., food manufacturing, petroleum products, etc.). The hose selection table on pages 268-269 illustrates the differences between the hoses and their degree of resistance to the elements that can contribute to their deterioration.

Inside diameter of the hose

The required air flow (cubic foot or SCFM) at the outlet of the reel must be large enough to operate the tools and equipment. The amount of air is determined by the length of the hose and its inside diameter. It is preferable to choose the largest diameter possible.

