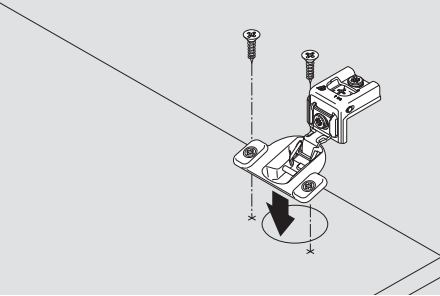


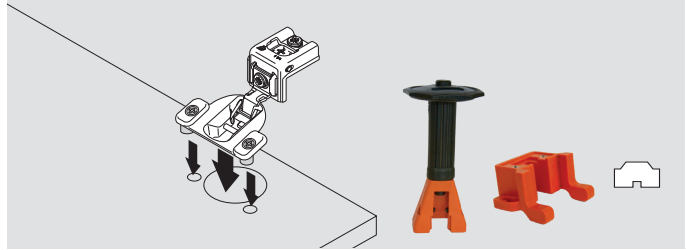
Screw-on hinge attachment

Use #6 wood screws



Press-in hinge attachment

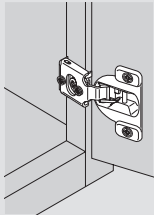
Pre-attached Ø8 dowels installed with Blum knock-in tool or MINIPRESS with COMPACT insertion ram.



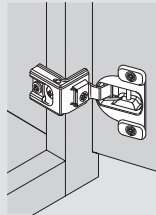
Mounting plate attachment

One-piece assembly

COMPACT 38N
wrap or edge




COMPACT 39C/38C
wraparound

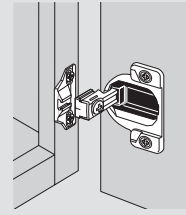


Two-piece assembly

COMPACT 33
edge mount

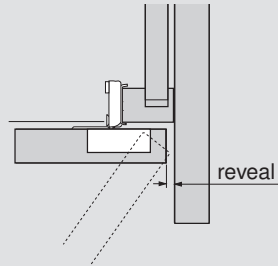


COMPACT 33
face mount



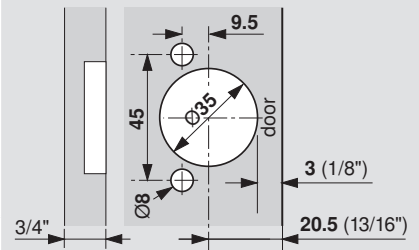
Minimum reveal

A minimum reveal per door is required to keep the door from binding and varies depending on door thickness (see minimum reveal table for each hinge).




Hinge cup centerpoint

Cup centerpoint and MINIPRESS/MINIDRILL setback position is 20.5 (13/16") for COMPACT hinges.



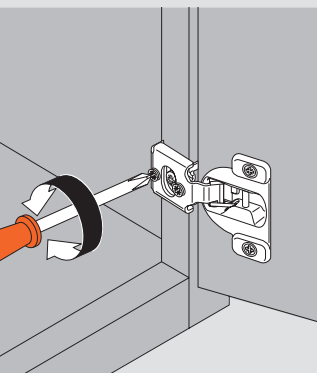
Three-way independent adjustment

Side adjustment



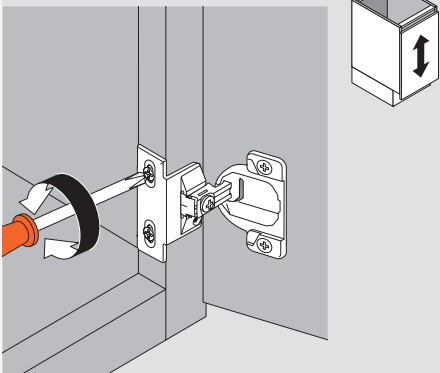
Side adjustment is possible on all COMPACT hinges. COMPACT 38N, 39C and 38C have cam side adjustment.

Depth adjustment



COMPACT 38N, 39C and 38C have cam depth adjustment

Height adjustment



All COMPACT hinges are independently height adjustable