


Disassemble the piston after installation

Ref. XULTXXWBVT

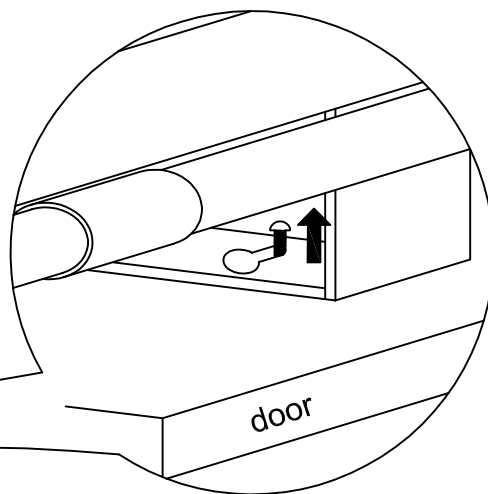
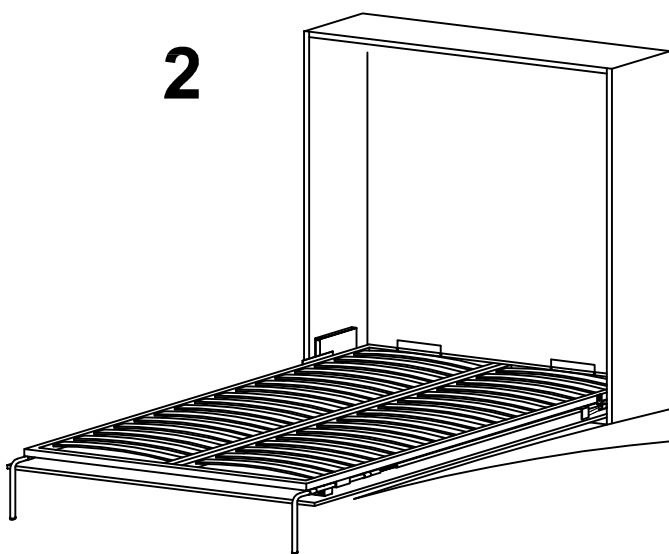
1



Instructions

1. Furniture closed
2. Open the door and Disassemble furniture door.
3.
 - a. Close the bed in way that the piston is completely in extension.
 - b. Remove the black clip & remove the pistons.
 - c. Block it all again with the black clip.

2



3

