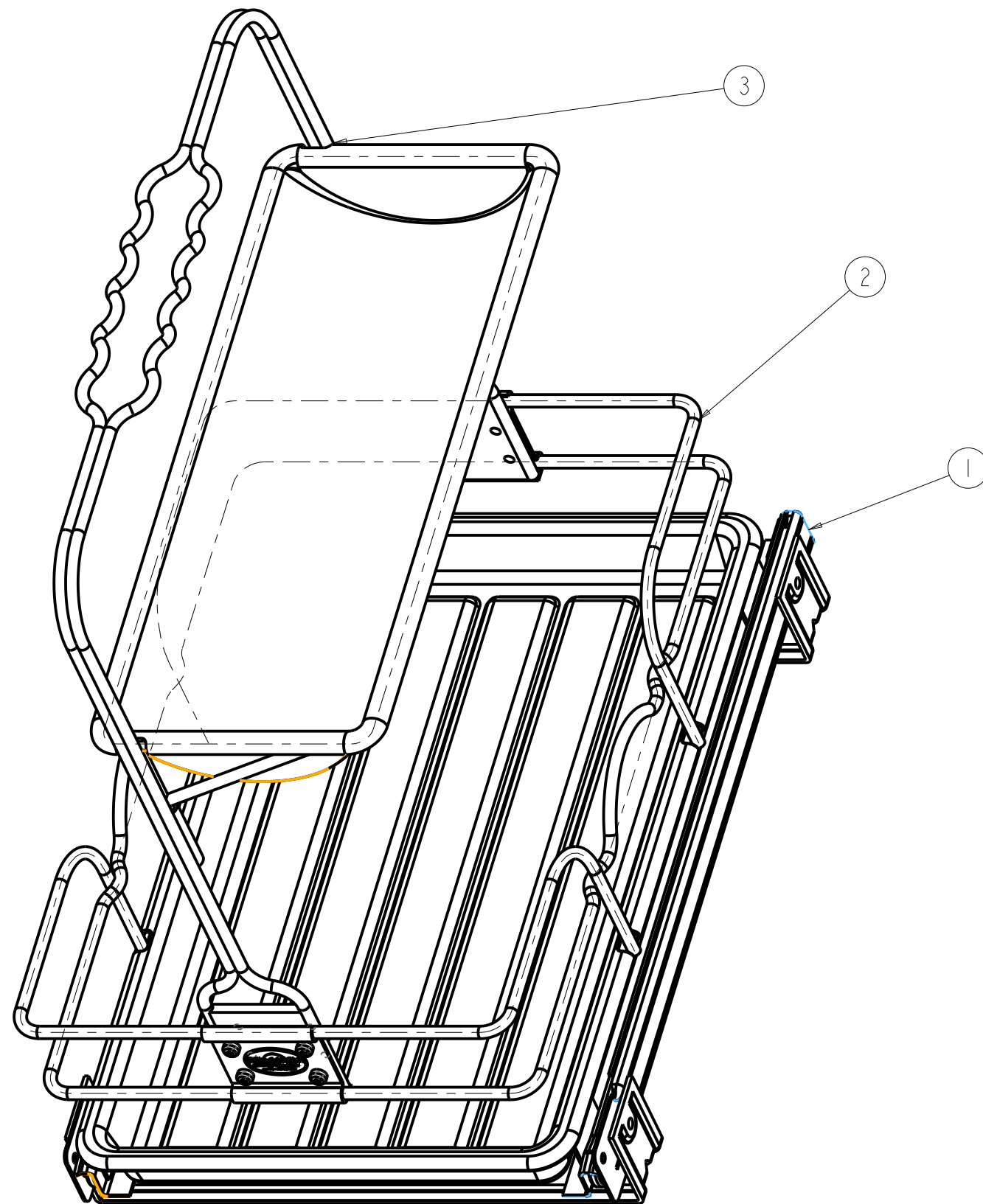


- NOTES:
- FOR PART NUMBER E554810 USE BLACK MOLDED TRAYS
 - FOR PART NUMBER E554810GR USE GREY MOLDED TRAYS
 - SEE TRAY PRINTS FOR COLORANT

This drawing is the property of Rev-A-Shelf (RAS) and is disclosed in confidence to the extent its subject matter is original to RAS. Any vendor receiving this drawing from RAS shall hold and use this drawing for the sole benefit of RAS and shall not disclose it to, or use or reproduce it for any third party, or perform any act adverse to the interest of RAS with respect to this drawing without the express written permission of RAS. Vendors shall not revise any physical, dimensional or performance characteristic unless authorized by Rev-A-Shelf Engineering.

REV.	DATE	BY	DESCRIPTION OF CHANGE
C	5/14/14	PFC	ECN14-042
B	7-17-08	KMW	ECN08-057
A	7-2-08	KMW	ECN08-052

INCH [MM]	AMERICAN PROJECTION	DRAWN	BY	DATE	REV-A-SHELF, Inc.	
		KMW	KMW	6-25-08	SIZE B	UNDERSINK CADDY
TOLERANCES		MATERIAL		DRAWING NO.	SCALE	
MAT. DEC. (WOOD) .XX ±.03 [.8mm] (OTHER) .XX ±.02 [.5mm] (ALL) .XXX ±.005 [.13 mm] FRACTIONS ±1/32 [.8 mm]		FINISH		E554810	1:4	
ANGLES ±1/2°				PART NO. SEE TABLE	SHEET OF 1 3	



PART NUMBER E554810			
	PART NUMBER	DESCRIPTION	QTY
1	E554810-1A	BOTTOM SUB ASSY	1
2	E554810-2A	BLACK BASKET SUB ASSY	1
3	E554810-3A	BLACK HANDLE SUB ASSY	1
4	#8 x 5/8 PAN HEAD	MOUNTING SCREW	4
5	1-544	INSTRUCTION SHEET	1

PART NUMBER E554810GR			
	PART NUMBER	DESCRIPTION	QTY
1	E554810-1A	BOTTOM SUB ASSY	1
2	E554810-2A-GR	GREY BASKET SUB ASSY	1
3	E554810-3A-GR	GREY HANDLE SUB ASSY	1
4	#8 x 5/8 PAN HEAD	MOUNTING SCREW	4
5	1-544	INSTRUCTION SHEET	1

- NOTES:
- FOR PART NUMBER E554810 USE BLACK MOLDED TRAYS
 - FOR PART NUMBER E554810GR USE GREY MOLDED TRAYS
 - SEE TRAY PRINTS FOR COLORANT

This drawing is the property of Rev-A-Shelf (RAS) and is disclosed in confidence to the extent its subject matter is original to RAS. Any vendor receiving this drawing from RAS shall hold and use this drawing for the sole benefit of RAS and shall not disclose it to, or use or reproduce it for any third party, or perform any act adverse to the interest of RAS with respect to this drawing without the express written permission of RAS. Vendors shall not revise any physical, dimensional or performance characteristic unless authorized by Rev-A-Shelf Engineering.

REV.	DATE	BY	DESCRIPTION OF CHANGE
C	5/14/14	PFC	ECN14-042
B	7-17-08	KMW	ECN08-057
A	7-2-08	KMW	ECN08-052

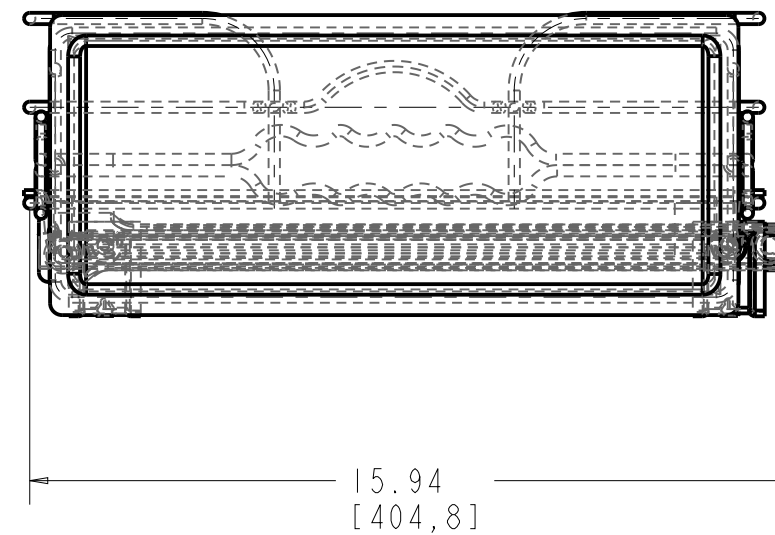
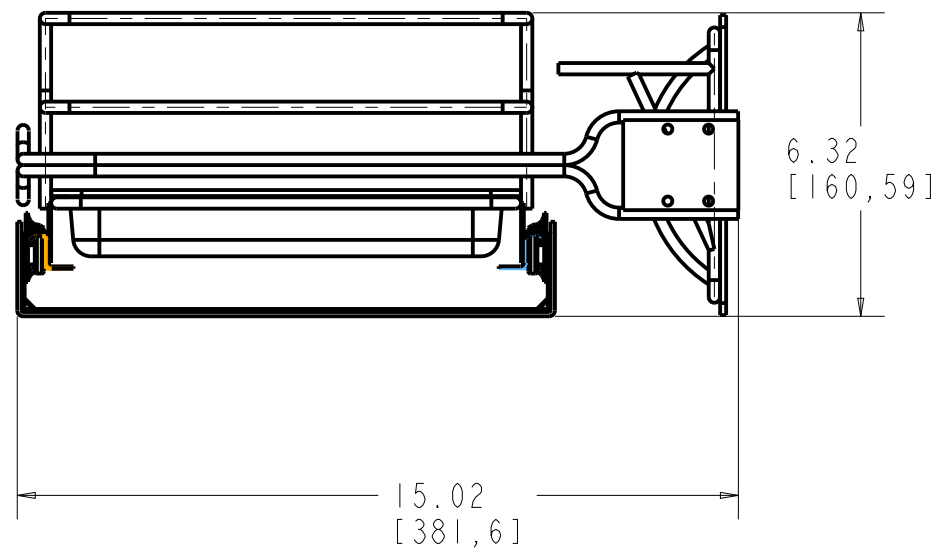
INCH [MM]	AMERICAN PROJECTION	DRAWN	BY	DATE	
			KMW	6-25-08	
					SIZE
					B
					DRAWING NO.
					E554810
					SCALE
					3:8
					PART NO.
					SEE TABLE
					SHEET OF
					2 3

TOLERANCES
 MAT. DEC.
 (WOOD) .XX ±.03 [.8mm]
 (OTHER) .XX ±.02 [.5mm]
 (ALL) .XXX ±.005 [.13 mm]
 FRACTIONS ±1/32 [.8 mm]

ANGLES
 ±1/2°

NOTES:

1. PROPOSED KNOCK DOWN ORIENTATION
2. PROPOSED CARTON DIMENSIONS: 15 1/4" x 6 5/8" x 16 1/4"
3. COLOR CARTON REQUIRED FOR RETAIL



NOTES:

1. FOR PART NUMBER E554810 USE BLACK MOLDED TRAYS
2. FOR PART NUMBER E554810GR USE GREY MOLDED TRAYS
3. SEE TRAY PRINTS FOR COLORANT

This drawing is the property of Rev-A-Shelf (RAS) and is disclosed in confidence to the extent its subject matter is original to RAS. Any vendor receiving this drawing from RAS shall hold and use this drawing for the sole benefit of RAS and shall not disclose it to, or use or reproduce it for any third party, or perform any act adverse to the interest of RAS with respect to this drawing without the express written permission of RAS. Vendors shall not revise any physical, dimensional or performance characteristic unless authorized by Rev-A-Shelf Engineering.

REV.	DATE	BY	DESCRIPTION OF CHANGE
C	5/14/14	PFC	ECN14-042
B	7-17-08	KMW	ECN08-057
A	7-2-08	KMW	ECN08-052

INCH [MM]	AMERICAN PROJECTION 	DRAWN	BY	DATE	REV-A-SHELF, Inc.
			KMW	6-25-08	
					SIZE B
					DRAWING NO. E554810
					SCALE 1:4
					PART NO. SEE TABLE
					SHEET OF 3 3

TOLERANCES
 MAT. DEC.
 (WOOD) .XX ±.03 [.8mm]
 (OTHER) .XX ±.02 [.5mm]
 (ALL) .XXX ±.005 [.13 mm]
 FRACTIONS ±1/32 [.8 mm]

ANGLES
 ±1/2°