

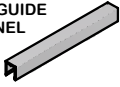
# C-200/C-200B/C-201/C-202/C-238



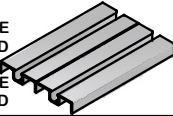
## GUIDE SYSTEMS INSTRUCTION SHEET

### PARTS LIST

C-201 GUIDE CHANNEL



C-202 GUIDE THRESHOLD OR C-238 GUIDE THRESHOLD



C-200 GUIDE



C-200B SPRING LOADED GUIDE

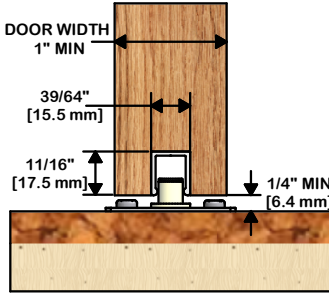


#8 X 3/4" SCREWS (2 PER C-200)

#6 X 1-1/2" SCREWS (2 PER C-200B)

### OPTION 1:

GUIDE CHANNEL IN DOOR WITH GUIDE ON FLOOR



### STEP 1

CUT C-201 ALUMINUM GUIDE CHANNEL TO CORRECT LENGTH IF REQUIRED (TYPICALLY, LENGTH EQUALS DOOR WIDTH.

EXAMPLE: DOOR WIDTH IS 36" THEREFORE CHANNEL IS 36".)

### STEP 2

PREPARE SLOT IN DOOR AT LEAST 39/64" [15.5mm] WIDE IN CENTER OF DOOR, AND AT LEAST 11/16" [17.5mm] DEEP. IT IS RECOMMENDED TO MAKE THE SLOT AS ACCURATE AS POSSIBLE FOR A SECURE FIT AND NEAT APPEARANCE.

### STEP 3

DRILL HOLES IN C-201 CHANNEL, AND PRE-DRILL HOLES IN DOOR. SCREW CHANNEL INTO PLACE WHILE KEEPING IT FLUSH WITH THE EDGE OF THE DOOR. (#8 SCREW SIZE RECOMMENDED)

### STEP 4

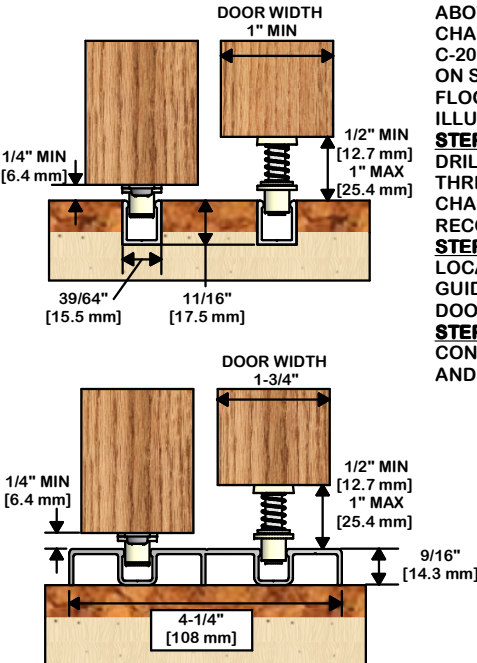
LOCATE C-200 GUIDE AS REQUIRED AND SCREW TO FLOOR WITH #8 X 3/4" SCREWS (2).

### STEP 5

CONTINUE WITH PROJECT BY INSTALLING HANGERS AND PLACING DOOR IN POSITION.

### OPTION 2:

GUIDE CHANNEL ON / IN FLOOR WITH GUIDE ON DOOR



C-202 ILLUSTRATED

### STEP 1

CUT C-201 GUIDE CHANNEL, C-202 OR C-238 ALUMINUM GUIDE THRESHOLD TO CORRECT LENGTH IF REQUIRED.

### STEP 2

PREPARE SLOT IN FLOOR SAME SIZE AS INDICATED ABOVE IN STEP 2 FOR C-201 CHANNEL. GUIDE CHANNEL SHOULD BE FLUSH WITH FINISHED FLOOR. C-202 OR C-238 GUIDE THRESHOLD CAN BE INSTALLED ON SURFACE OF FLOOR OR SUBFLOOR WITH FINISHED FLOOR RUNNING UP TO IT. SEE DIMENSIONS IN ILLUSTRATIONS BELOW.

### STEP 3

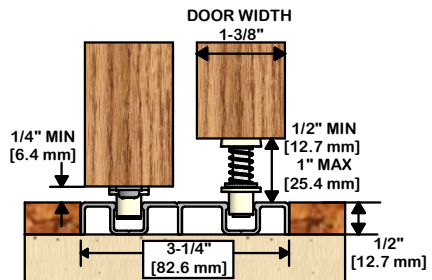
DRILL HOLES IN C-201 CHANNEL, C-202 OR C-238 THRESHOLD, AND PRE-DRILL HOLES IN FLOOR. SCREW CHANNEL OR THRESHOLD INTO PLACE. (#8 SCREW SIZE RECOMMENDED)

### STEP 4

LOCATE C-200 GUIDE OR C-200B SPRING LOADED GUIDE 1" FROM EACH EDGE OF DOOR. SCREW TO DOOR WITH FASTENERS PROVIDED.

### STEP 5

CONTINUE WITH PROJECT BY INSTALLING HANGERS AND PLACING DOOR IN POSITION.



C-238 ILLUSTRATED



**K.N. CROWDER MFG. INC.**

1220 BURLOAK DRIVE  
BURLINGTON, ONTARIO, CANADA, L7L 6B3  
TELEPHONE: 905-315-9788 - FAX: 905-315-8090  
TOLL FREE FAX: 1-800-567-0123

**K.N. CROWDER INC.**

210 EIGHTH STREET SOUTH  
LEWISTON, NEW YORK, U.S.A. 14092  
TELEPHONE: 1-716-754-8247  
TOLL FREE FAX: 1-800-567-0123

WEBSITE: [www.kncrowder.com](http://www.kncrowder.com) -- E-MAIL: [customerservice@kncrowder.com](mailto:customerservice@kncrowder.com)