



ATTACHES












RELIABLE

FASTENERS



DRYWALL SCREWS

WHY THE PROS CHOOSE RZR

-  Greater pitch for quicker penetration 
-  Faster threads (15TPI) 
-  Sharper than traditional screws 
-  For wood and metal studs: from 25-20 gauge steel 
-   Quality controlled 

Designed to exceed ASTM building standards

Sharper threads and accentuated pitch for maximum drivability

23° extra sharp RZR-TIP for quick action

RZR spec recess:

- Auto-centering
- Purposely designed to cam out with clutch tools

Hardened and tempered steel for maximum strength

Top quality grade steel

Made for the drywall PROS



info@reliablefasteners.com
www.reliablefasteners.com