



## **Futura Self-closing**

**Futura 755 - Concealed runner**  
**Futura 755 - Guía invisible**



**FULL EXTENSION RUNNER FOR 12 mm (1/2") TO 16 mm (5/8") DRAWER MATERIAL.**

**Product features: ANSI - Grade 1**

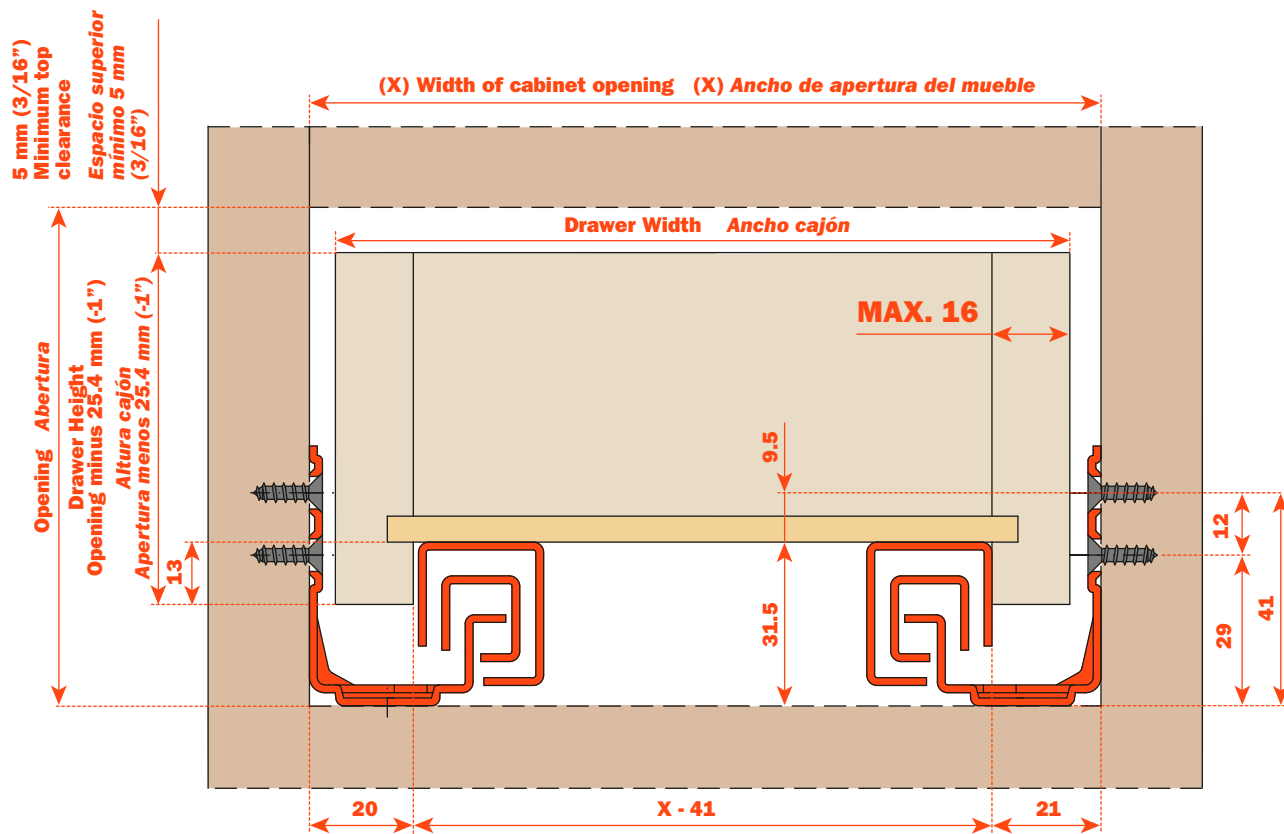
- Load capacity: 100 lbs static/75 lbs dynamic.
- Self-closing device on drawer.
- Adjustable clips allow for easy drawer insertion and removal.
- Finish: bright zinc-plated.
- For 12 mm (1/2") to 16 mm (5/8") drawer material.
- 100% Made in Italy

**GUÍA DE EXTRACCIÓN TOTAL PARA MATERIAL CAJÓN DE 12 mm (1/2") HASTA 16 mm (5/8").**

**Características del producto: ANSI - Nivel 1**

- Capacidad de carga: 100 lbs estática/75 lbs dinámica.
- Dispositivo de cierre automático del cajón "Self-closing".
- Los clips regulables permiten insertar y extraer fácilmente el cajón.
- Acabado: zincado plateado.
- Para material cajón de 12 mm (1/2") hasta 16 mm (5/8").
- 100% Made in Italy

**Dimensions**  
**Medidas del espacio ocupado**

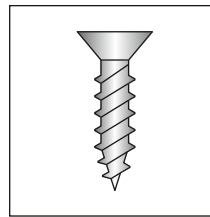



**CALCULATION FORMULA FOR OUTSIDE DRAWER WIDTH / FÓRMULA DE CÁLCULO PARA ANCHO EXTERNO CAJÓN**

For drawer side thickness of Para espesor lateral del cajón de	<b>16 mm (5/8")</b>	<b>15 mm (19/32")</b>	<b>14 mm (9/16")</b>	<b>13 mm (1/2")</b>	<b>12 mm (15/32")</b>
Deduct from inside cabinet width Deducir del ancho interno del mueble	<b>9 mm (3/8")</b>	<b>11 mm (7/16")</b>	<b>13 mm (1/2")</b>	<b>15 mm (5/8")</b>	<b>7 mm (21/32")</b>

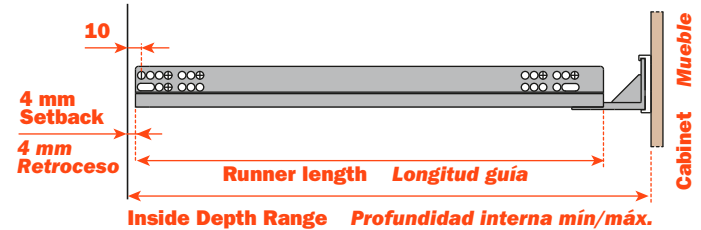
Example: For a 15" inside cabinet width and a 5/8" thick drawer, subtract 3/8" from the inside width of 15" = 14-5/8" drawer width.  
 Ejemplo: Para un cajón con ancho interno de 15" y espesor de 5/8", quitar 3/8" del ancho interno de 15" = 14-5/8" ancho cajón.

## Ordering information Información para ordenar



To be screw fixed  
Screw # 6 FH

De atornillar  
Tornillo # 6 CP



### Part number Codificación

All Futura Models - Todos los modelos Futura	FUTURA Part Number Código FUTURA	DRAWER LENGTH (LC) LONGITUD CAJÓN (LC)	RUNNER LENGTH (LN) LONGITUD GUÍA (LN)	MINIMUM INSIDE CABINET DEPTH		MAXIMUM INSIDE CABINET DEPTH
				PROFUNDIDAD INTERNA MÍNIMA MUEBLE		PROFUNDIDAD INTERNA MÁXIMA MUEBLE
				METAL SOCKET ADAPTADOR METÁLICO	PLASTIC SOCKET ADAPTADOR PLÁSTICO	METAL/PLASTIC SOCKET ADAPTADOR METÁLICO/PLÁSTICO
	<b>A755/229 CP6</b>	229 mm (9")	263 mm		266 mm (10-3/4")	282 mm (11-11/32")
	<b>A755/305 CP6</b>	305 mm (12")	315 mm	326 mm (12-13/16")	330 mm (13")	365 mm (14-3/8")
	<b>A755/381 CP6</b>	381 mm (15")	391 mm	403 mm (15-7/8")	407 mm (16")	442 mm (17-7/16")
	<b>A755/457 CP6</b>	457 mm (18")	467 mm	479 mm (18-7/8")	483 mm (19")	518 mm (20-3/8")
	<b>A755/533 CP6</b>	533 mm (21")	543 mm	555 mm (21-7/8")	559 mm (22-3/4")	594 mm (23-3/8")



#### CLIP PART NUMBER - CÓDIGO CLIP

**A750.010** - 6 way adjustable clip - *Clip regulable 6 direcciones*

**A710.610** - Standard clip with vertical adjustment - *Clip estándar con regulación vertical*

**A720.610** - Narrow drawer clip - *Clip cajón estrecho*

**PACKAGING:** 2 boxes = 100 pcs. (L)/100 pcs. (R)

**EMPAQUE:** 2 cajas = 100 piezas (Izq.)/100 piezas (Der.)



#### PLASTIC SOCKET PART NUMBER - CÓDIGO ADAPTADOR PLÁSTICO

**AS0755AJYD** - PLUG IN SOCKET - *ADAPTADOR DE CONECTAR*

**AS0755AJND** - SCREW ON SOCKET - *ADAPTADOR DE ATORNILLAR*

**AS0755NAND9** - SCREW ON SOCKET FOR 9" RUNNER  
*ADAPTADOR DE ATORNILLAR PARA GUÍA 9"*

**PACKAGING:** 1 box = 100 pcs.

**EMPAQUE:** 1 caja = 100 piezas



#### METAL SOCKET PART NUMBER - CÓDIGO ADAPTADOR METÁLICO

**AGSKXC5** - STANDARD STEEL SOCKET - *ADAPTADOR ESTÁNDAR DE ACERO*

**AGSKXR5** - NARROW STEEL SOCKET - *ADAPTADOR ESTRECHO DE ACERO*

**PACKAGING:** 1 box = 100 pcs.

**EMPAQUE:** 1 caja = 100 piezas